

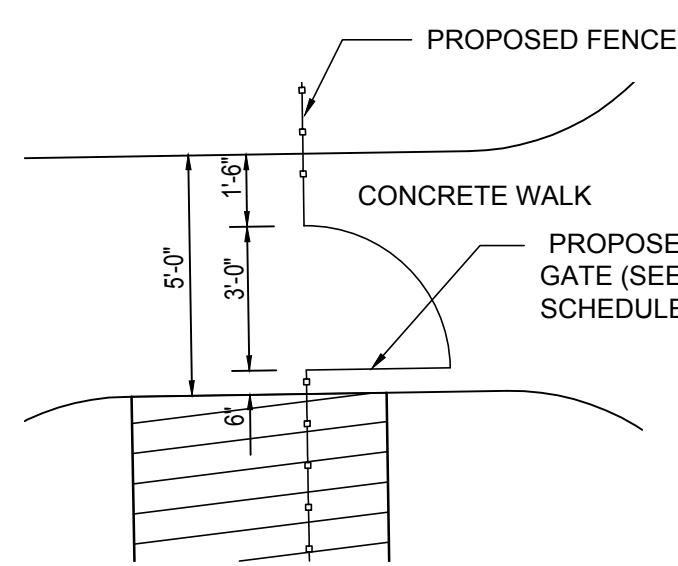
2150 PEDESTRIAN SWING GATE WITH ELECTRO-MECHANICAL LOCK		
MARK	DESCRIPTION	NOTES:
1	DOOR JAMB (4" X 4" STEEL TUBE)	
2	DOOR FRAME (2" X 2" STEEL TUBE)	
3	C3 X 4.1 CHANNEL	BELOW GRADE
4	3" X 3" X 3/16" STEEL ANGLE	
5	ELECTROMECHANICAL LOCK	OPTIONAL
6	TYMETAL HEAVY DUTY HINGE	REQUIRED
7	DOOR POSITION SWITCH	OPTIONAL
8	DOOR CLOSER	OPTIONAL
9	FABRIC	OPTIONAL

NOTES:
1. ALL FITTINGS STANDARDLY PROVIDED FOR 4" O.D. POSTS. OTHER SIZES AVAILABLE UPON REQUEST.
2. *CLEAR OPENING SIZES: 3'-0", 3'-6", 4'-0" AND 5'-0". CONTACT MANUFACTURER FOR OTHER SIZES.



PEDESTRIAN GATE AT POOL FENCE

NOT TO SCALE



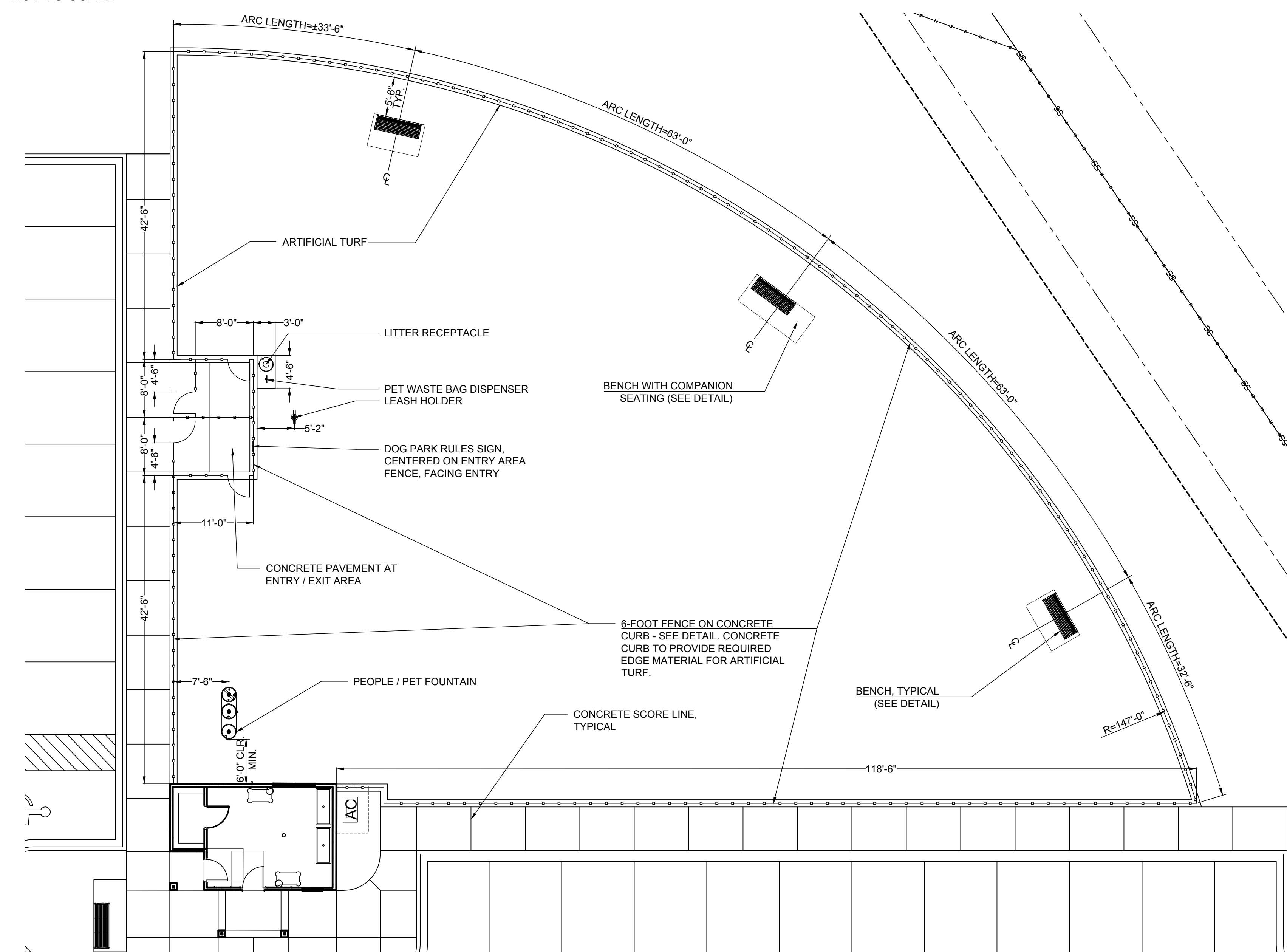
GATE SCHEDULE:

GATES AT PERIMETER FENCE TO BE AMERISTAR BRAND WELDED ORNAMENTAL STEEL OR APPROVED EQUAL. PROVIDE AUTOMATED GATE CONTROL SYSTEM FOR VEHICULAR GATES, SWING DIRECTION AS SHOWN, PEDESTRIAN GATES AT POOL FENCE SHALL BE TYMETAL MODEL SELF-CLOSING, SELF-LATCHING AND LOCKABLE, SWING DIRECTION AS SHOWN. ALL GATES SHALL BE CONFIGURED TO OPERATE USING BUILDING AND / OR SITE SECURITY SYSTEM AND IN CONFORMANCE WITH LOCAL CODES. ELECTRO-MECHANICAL LOCK, DOOR CLOSER, AND DOOR POSITION SWITCH OPTIONS SHALL BE INCLUDED FOR ALL GATES. FENCE FABRIC SHALL BE INCLUDED FOR GATES AT POOL FENCE. Tymetal, 4501 Dixie Farm Road Pearland, TX 77581, 888-978-GATE (4283), Email: info@tymetalgates.com. PROVIDE SHOP DRAWINGS FOR APPROVAL PRIOR TO FABRICATION.

VEHICULAR GATE		PEDESTRIAN GATE AT PERIMETER FENCE AND DOG PARK	PEDESTRIAN GATE AT POOL FENCE
MODEL	ECHELON	ECHELON	2150 PEDESTRIAN SWING GATE
STYLE	CLASSIC	MAJESTIC	SECURE PORTAL
HEIGHT	6'-0"	6'-0" / 5 GATES	7'-4" / 3 GATES
# RAILS	3	24'-0" DRIVE, DOUBLE SWING	3'-0" SINGLE SWING
AIR GAPS	4"	N/A	N/A
COLOR	BLACK	BLACK	BLACK

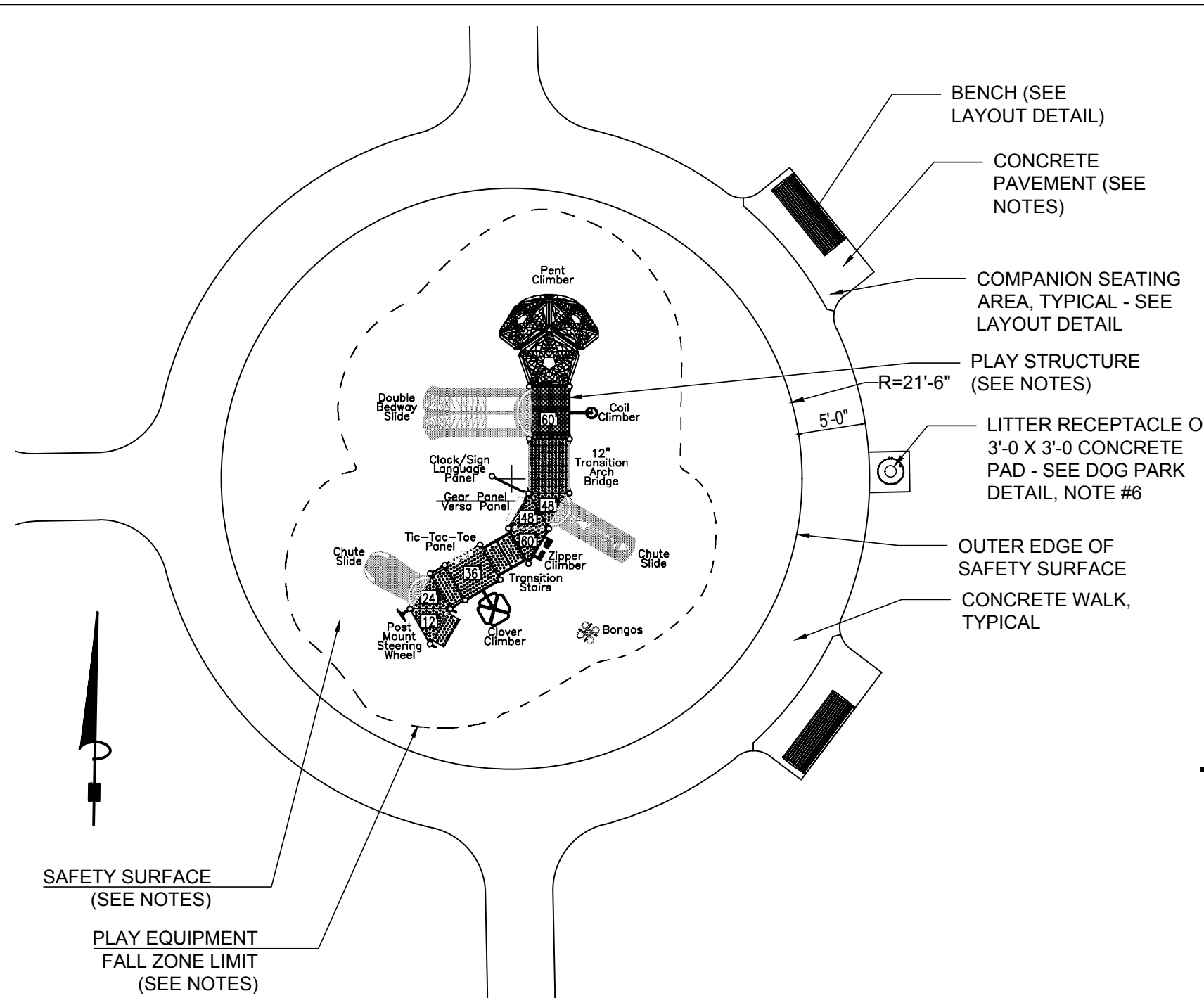
FENCE AND GATE DETAILS

NOT TO SCALE



DOG PARK NOTES:

- ARTIFICIAL TURF TO BE K9GRASS CLASSIC AS MANUFACTURED BY FOREVERLAWN OR APPROVED EQUAL. INSTALL PER MANUFACTURER'S RECOMMENDATION. ENTIRE AREA INSIDE CURB/FENCE IS TO BE PROVIDED ARTIFICIAL TURF.
- PET FOUNTAIN TO BE MOST DEPENDABLE FOUNTAIN, 5705 COMMANDER DR., ARLINGTON, TN 38002, Ph (901) 867-0039, www.mostdependable.com. MODEL 3800 SM ADA ACCESSIBLE WITH OPTIONAL PET FOUNTAIN ATTACHED. STANDARD AVAILABLE COLOR TO BE SELECTED BY OWNER. PROVIDE FREEZE RESISTANT INSTALLATION PER MANUFACTURER'S RECOMMENDATIONS. PROVIDE ALL REQUIRED WATER SUPPLY AND WASTEWATER CONNECTIONS PER LOCAL CODE.
- MOUNT WASTE BAG DISPENSER IN 12" DIAMETER CONCRETE FOOTING IN LOCATION SHOWN ON PLAN. WASTE BAG DISPENSER TO BE BARKPARK BRAND MODEL PBARK-473 NATURAL GREEN.
- ONE DOG PARK RULES SIGN TO BE MOUNTED IN DOUBLE GATED ENCLOSURE ENTRY AREA AS SHOWN ON PLAN. FACING ENTRY AREA SIGN TO BE STANDARD DOG PARK RULES SIGN BY DOG-ON-IT PARKS, 4818 EVERGREEN WAY, SUITE 250, EVERETT, WA 98203, PH. 877-348-3647, SIZE TO BE 24"x26", GREEN OR AS APPROVED BY OWNER.
- CANINE AGILITY EQUIPMENT TO BE CANINE COURTYARD ESSENTIALS SYSTEM AS MANUFACTURED BY DOG-ON-IT PARKS, WITH OPTIONAL SURFACE MOUNT PLATES, OR AS APPROVED BY OWNER. EQUIPMENT TO BE MOUNTED ON 4000 PSI CONCRETE FOOTINGS, INSTALLED AS RECOMMENDED BY THE MANUFACTURER. STANDARD COLOR TO BE SELECTED BY OWNER. CONTRACTOR TO PROVIDE SHOP DRAWINGS FOR APPROVAL.
- LITTER RECEPTACLE TO BE DUMOR MODEL MODEL 428-32-FTO. COLOR TO MATCH BENCH. SURFACE MOUNTED IN LOCATION SHOWN ON PLAN.
- LEASH HOLDER TO BE BARKPARK BRAND LEASH POST, GREEN. ITEM AVAILABLE FROM GLOBAL INDUSTRIAL PRODUCTS, 11 HARBOR PARK DRIVE, PORT WASHINGTON, NY 11050, PH. 888.978.7759.



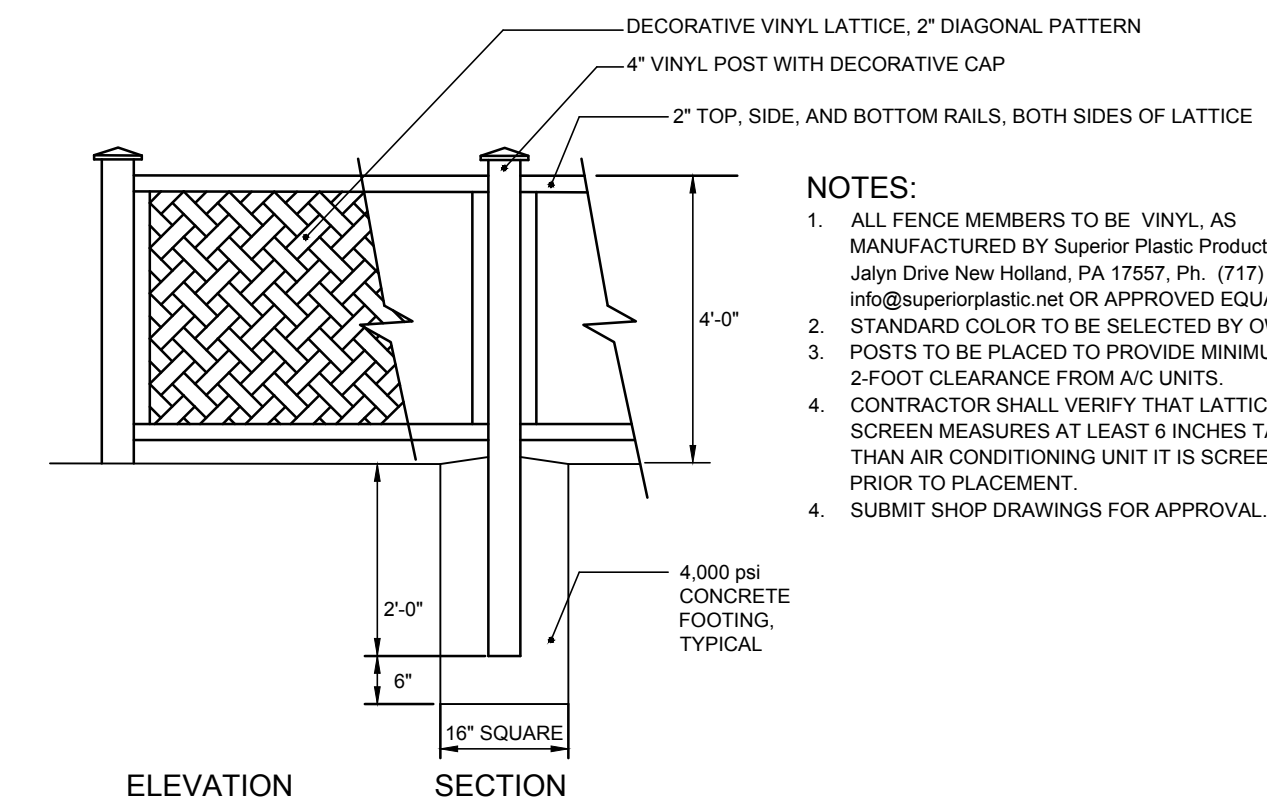
NOTES:

- PLAY STRUCTURE TO BE KORKAT STRUCTURE #EA-5208 (EA-5147 MODIFIED), PER PLAN DRAWN BY ANDREA DAVIS ON 3/21/2019. SEE CHART FOR COLOR SELECTIONS. ALL FASTENERS TO BE STAINLESS STEEL. CONTRACTOR TO PROVIDE SHOP DRAWINGS FOR INSTALLATION. Korkat, 221 Cable Industrial Way, Carrollton, GA 30117, Phone 888-356-7528, email sales@korkat.com.
- SAFETY SURFACING TO BE BONDED RUBBER AS MANUFACTURED BY Outdoor Safety Surfacing, 221 Cable Industrial Way, Carrollton, GA 30117, 888-356-7528, email sales@korkat.com. COLOR BY OWNER. SAFETY SURFACING TO BE DESIGNED FOR 8-FOOT FALL HEIGHT. INSTALL PER MANUFACTURER'S RECOMMENDATION. CONCRETE SIDEWALK IS TO PROVIDE SURFACING EDGE. PROVIDE THICKENED CONCRETE EDGE, PER DEPTH SPECIFIED BY SAFETY SURFACING MANUFACTURER. CONTRACTOR SHALL VERIFY THAT SAFETY SURFACE DIMENSION EXCEEDS LIMIT OF PLAY EQUIPMENT FALL ZONE PRIOR TO PLACEMENT OF SURFACING MATERIAL.
- BENCHES TO BE DUMOR, INC. STEEL SLAT BENCH MODEL 119, STANDARD COLOR AS SELECTED BY OWNER.

ELEMENT	COLOR
POSTS	BUTTERSCOTCH
METALS	SPRING GREEN
PLASTICS	BLUE
PANELS	SPRING GREEN
ROOF	BLUE

FIRE PIT LAYOUT DETAIL

SCALE: 1" = 10' - 0"

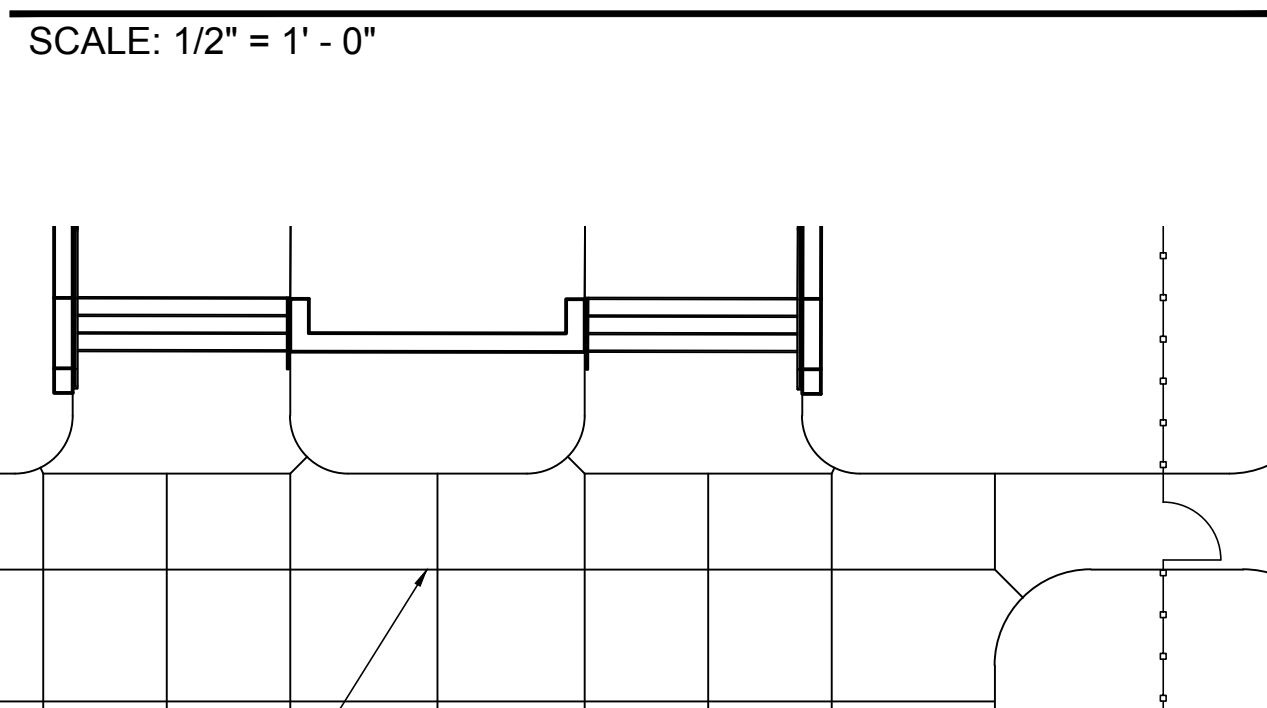


NOTES:

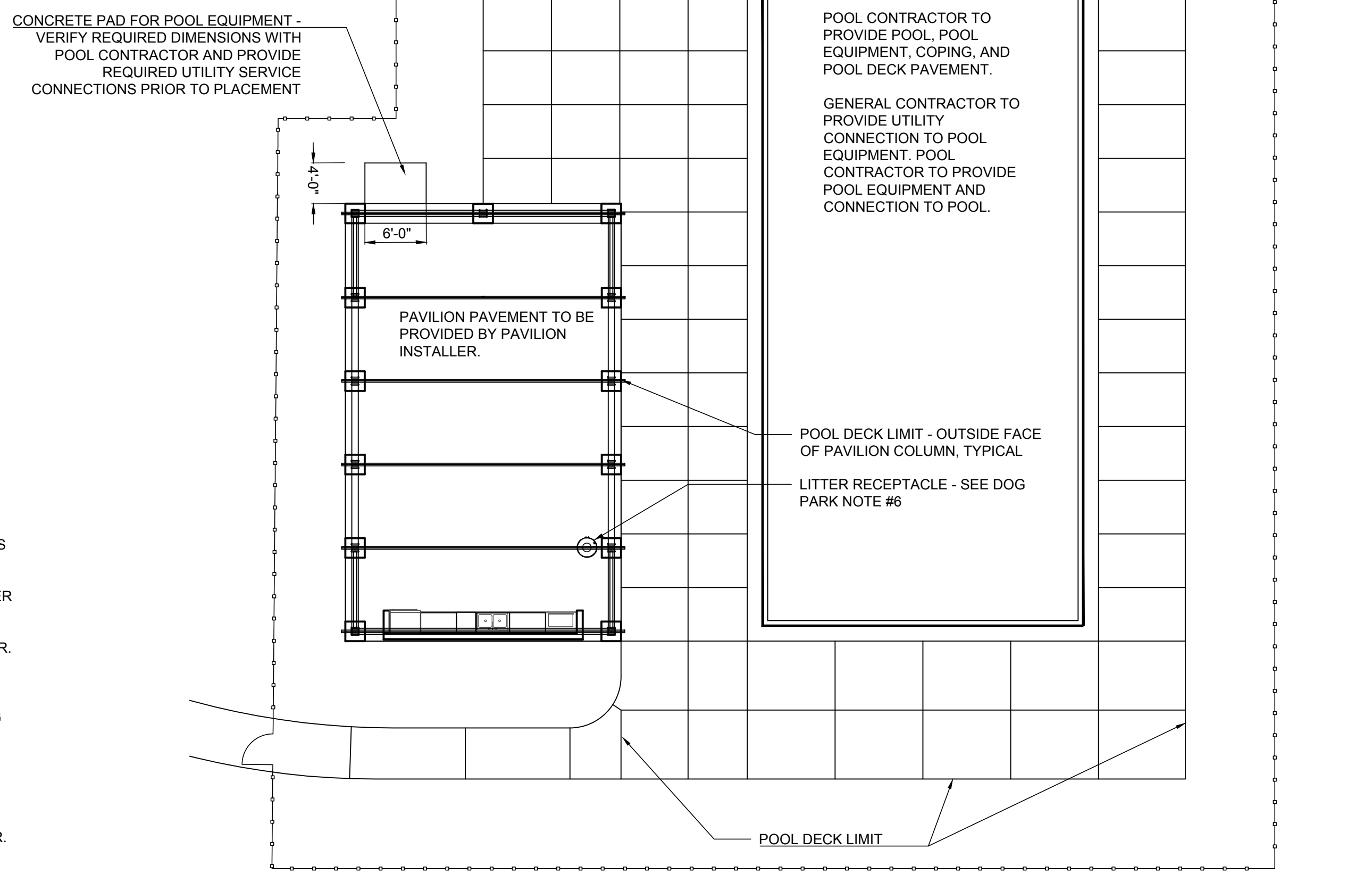
- ALL FENCE MEMBERS TO BE VINYL AS MANUFACTURED BY Superior Plastic Products 260 Jahn Drive New Holland, PA 17057, Ph. (717) 355-7100, info@superplastic.com OR APPROVED EQUAL.
- STANDARD COLOR TO BE SELECTED BY OWNER.
- POSTS TO BE PLACED TO PROVIDE MINIMUM 2-FOOT CLEARANCE FROM A/C UNITS.
- CONTRACTOR SHALL VERIFY THAT LATTICE SCREEN MEASURES AT LEAST 6" INCHES TALLER THAN AIR CONDITIONING UNIT IT IS SCREENING. PRIOR TO PLACEMENT.
- SUBMIT SHOP DRAWINGS FOR APPROVAL.

HVAC UNIT SCREEN FENCE DETAIL

SCALE: 1/2" = 1' - 0"



CONCRETE PAD FOR POOL EQUIPMENT - VERIFY REQUIRED DIMENSIONS WITH POOL CONTRACTOR AND PROVIDE REQUIRED UTILITY SERVICE CONNECTIONS PRIOR TO PLACEMENT



NOTES:

- POOL DECK TO BE SALT FINISH, USING EITHER ROCK SALT OR A ROCK SALT EMBOSSED SKIN WITH RELEASE AGENT.

Revisions / Submissions
1

THE DRAWINGS, SPECIFICATIONS AND OTHER DOCUMENTS PROVIDED BY THE ARCHITECT FOR THE PROJECT ARE THE PROPERTY OF THE ARCHITECT. NO PART OF THESE DOCUMENTS SHALL BE REPRODUCED, COPIED, OR TRANSMITTED IN ANY FORM OR BY ANY MEANS, ELECTRONIC OR MECHANICAL, INCLUDING PHOTOCOPYING, RECORDING, OR BY ANY INFORMATION STORAGE AND RETRIEVAL SYSTEM, WITHOUT THE WRITTEN PERMISSION OF THE ARCHITECT. THE ARCHITECT SHALL BE SOLELY RESPONSIBLE FOR THE ACCURACY OF THE INFORMATION PROVIDED IN THESE DOCUMENTS. THE ARCHITECT'S LIABILITY FOR THE PROJECT SHALL BE LIMITED TO THE DESIGN OF THE PROJECT. THE ARCHITECT SHALL NOT BE RESPONSIBLE FOR THE CONSTRUCTION OF THE PROJECT. THE ARCHITECT'S LIABILITY FOR THE PROJECT SHALL BE LIMITED TO THE DESIGN OF THE PROJECT. THE ARCHITECT SHALL NOT BE RESPONSIBLE FOR THE CONSTRUCTION OF THE PROJECT.



COLEMAN PARTNERS ARCHITECTS LLC

3377 NORTH BOULEVARD
BATON ROUGE, LA 70806
tel: 225.387.4414 fax: 225.214.5365

3701 KIRBY DR., SUITE 988
HOUSTON, TX 77098
tel: 832.947.1038 fax: 225.214.5365

935 GRAVIER ST., SUITE 830
NEW ORLEANS, LA 70112
tel: 504.322.3191 fax: 225.214.5365

STRUCTURAL ENGINEER

INNOVATIVE STRUCTURAL CONSULTANTS, LLC
13333 NW Fwy, Ste 650
Houston, TX 77041
tel: 832.767.2251

CIVIL ENGINEER

FISHER/ARNOLD
404 Creath Ave
Jonesboro, AR 72401
tel: 870.932.2019

MEP ENGINEER

ADD BATON ROUGE
10705 Rieger Road, Ste 101
Baton Rouge, LA 70809
tel: 225.293.9474

LANDSCAPE ARCHITECT

FISHER/ARNOLD
404 Creath Ave
Jonesboro, AR 72401
tel: 870.932.2019

INTERIOR DESIGN

ANCORA STUDIO
9485 Cal Rd
Baton Rouge, LA 70809

SOUTHERN HILLS APARTMENT COMPLEX

Project Number: 20057
Date: 08-16-2021
Project Engineer: JAB

SITE DETAILS

C5.1