


## **Finance**

\$92.2 Million in Total Funding

Record Sales Tax Collections of \$45 Million, a 10% Increase


Processed \$30.6 Million in Employee Payrolls

Issued 4,619 Business License Permits




## **Community Development / Grants**

\$8,275,558.80 in Total Funds Awarded







## Building / Inspections

\$267 Million Total Project Costs Permitted

\$53 Million in Residential Permits

5,046 Permits Issued

## Street Department Drainage Maintenance

62 Miles of Major Ditches Mowed

14.23 Miles of Roadside Ditching

Asphalt Dug Out & Repaired on  
6 Streets

1,165 Feet of Ditches Regraded with  
Rip Rap Added








\$940,206 Spent on New Sidewalks

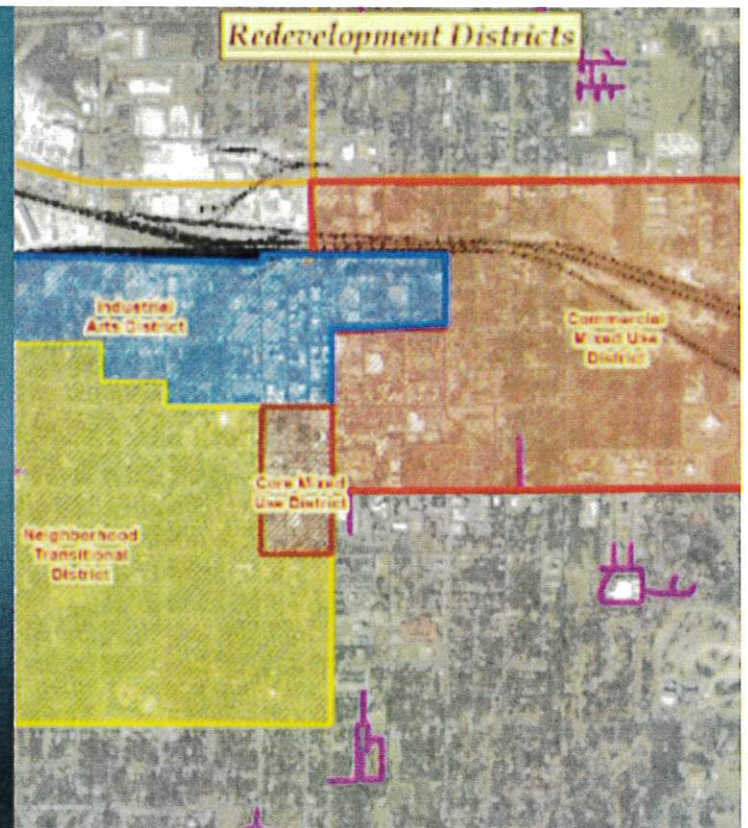
\$781,276 Spent on 5 Asphalt Overlays




## Engineering

## Planning & Zoning

1,570 Permits Issued for a Wide Variety of Building & Commercial Purposes at a Total Cost of \$846,298.39







## Building / Inspections

33 New Commercial Building Permits

273 Single Family Home Permits

33 Multi-Family Residence Permits

8 Residential Duplex Permits with  
16 Total Units

## Street Department Drainage Maintenance

62 Miles of Major Ditches Mowed

14.23 Miles of Roadside Ditching

Asphalt Dug Out & Repaired on  
6 Streets

1,165 Feet of Ditches Regraded with  
Rip Rap Added







## Street Department Roadside Cleaning

Mowed 18 Times from March to November on Interstate 555

12,536 Feet of Residential Ditches Handcleaned by Breaking Bonds Ministries Where Equipment Could Not Go

Breaking Bonds Also Performed Litter Control for 113,303 Feet of Several Heavily Traveled Streets & I-555



## Sanitation

Collected 31,899.3 Tons of Trash

Collected 838.7 Tons of Recycling, a 77% Increase from Previous Year

Collected 53.2 Tons of Debris Picked Up in Neighborhood Cleanups

Released New Pink Trash Containers in Support of Breast Cancer Awareness and Sold 90 Units






## **Yard Waste**

Collected 327 Tons of Leaves & Grass

Collected 1,573 Tons of Limbs, a 61% Increase from Previous Year

Accepted 5,574 Tons of Brush & Limbs at City Incinerator, a 19% Increase from Previous Year

Hauled 1,933 Tons of Mulch from Incinerator




## **E911 2022 Call Count**

Emergency 911 - 65,512

Non-Emergency - 95,596

Dispatched - 119,479





## Police

Answered 68,043 Calls for Service

33% Reduction in Traffic Accident Fatalities

1,992 Investigations Worked

100% of Homicide Cases Solved

50 Guns & 232 Drug Items Seized by Street Crimes Unit

Over 100 Crime Scenes Worked & 25,000 Items of Evidence Processed



## Fire

7,942 Incident Calls in 2022

7,722 Inspections, Preventions, & Investigations

21,972 Hours of Training for 118 Personnel

90 Public Education Events Reaching an Estimated 4,500 People





## Animal Control

312 Animals Adopted, a 30% Annual Increase

1,690 Animals Picked Up, a 25% Annual Increase

9 Low-Cost Rabies Vaccination Clinics for 2,500+ Animals

Grew Facebook Following to 23,000+, Utilizing Page for Pictures, Video, Community Events & Educational Updates

Over 1,300 Hours of Volunteer Time Given by NAFA & Animal Control Volunteers at Vaccination Clinics

## Code Enforcement

Opened 4,905 Cases in 2022, Closed 4,832, & Complied 4,293, Representing Over 20% Increase Compared to 2021

102 Total Condemned Properties

New Truck Wrap Design

