


May, 2025 Mosquito Control Report



Jonesboro, AR

Prepared by:
Vector Disease Control
2221 South Church
Jonesboro, AR 72401
www.vdci.net
Office: 870-933-6939

Global Leaders in Mosquito Control





City of Jonesboro Activity Report

Mosquito Surveillance and Control Report

May 2025

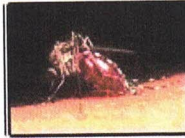
Vector Disease Control, Inc. (VDCI) provides a proven, scientific approach to mosquito control for the City of Jonesboro. VDCI's operations include larval and adult mosquito surveillance followed by the application of larvicides and adulticides.

Mosquito Surveillance

VDCI has utilized a total of **(13)** New Jersey light traps placed in residential and recreational areas throughout Jonesboro. These traps collected an average of **0.40** mosquito per trap night (**43** total mosquitoes) during this time. There have been a total of **2** mosquito species collected.

Larval Control Activity

Permanent water, flood water, artificial containers, and drainage system sites are inspected for larval mosquito breeding on a regular basis. In total, **41** sites were inspected with **1** site having mosquito larvae present. As a result of these inspections, **1.00** ounces of granular BTI (VectoBacG) was applied to these mosquito breeding sites. Additionally, VDCI is continuing to eliminate breeding habitat for artificial container mosquitoes by targeting bird baths, buckets, tires etc.



Adult Mosquito Control Activity

2221 N. Church St. Jonesboro, AR 72401

T-855.933.6939 F- 870.933.0122

www.vdci.net



City of Jonesboro Activity Report

Mosquito Surveillance and Control Report

In response to community events and mosquito surveillance data, VDCI applied the adulticide on **3** truck routes for this reporting period. All adulticide ULV applications were made with truck-mounted ULV units equipped with GPS-enabled monitors. During this report period, a total of **329.30** spray miles and 11,971.50 **acres** were treated with a total of **86** gallons of adulticide in residential and recreational areas. In addition to routine truck spraying, VDCI has responded to **3** service requests and adulticided all parks, and any special events during the month.

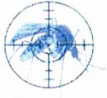
Summary

Throughout this reporting period, VDCI has continued to provide exceptional control of larval and adult mosquito populations. VDCI will remain diligent in our surveillance and control activities to prevent a significant increase in the mosquito population. If VDCI detects a significant rise in the mosquito population we will increase larval and adult control. As always, VDCI welcomes residents with any mosquito-related questions or concerns to contact VDCI's Jonesboro office directly at 855.933.6939.

2221 N. Church St. Jonesboro, AR 72401

T-855.933.6939 F- 870.933.0122

www.vdci.net



City of Jonesboro Activity Report

Mosquito Surveillance and Control Report

YEAR TO DATE:

	May 2025	May 2024
Light Trap Surveillance:		
Total Mosquitos Collected	43	217
Total Average Mosquito Collected (Per Trap Per Day)	0.40	8.346
Total Average Species	2	3
Larviciding:		
Total Inspected Sites	41	40
Total Sites with Larvicide	1	0
Total Larvicide Used (In Ounces)	1	0
Adulticiding:		
Total Spray Miles	329.3	97.2
Total Acres Treated	11,971.50	3,534.60
Total Gallons Sprayed	86	26.9
Total Nights Sprayed	4	3
Aerials:		
Aerial Sprays	0	0
Total Gallons	0	0
Total Acres	0	0
Requested Services:	3	9

2221 N. Church St. Jonesboro, AR 72401

T-855.933.6939 F- 870.933.0122

www.vdci.net

Ground Adulicide Applications

Start Date: 05/01/2025 End Date: 05/31/2025

Jonesboro

Month	Date	Municipality	Chemical	Mix Ratio	Trip Miles	Spray Miles	Spray Acres	Gallons Sprayed
Jonesboro Zone 02B Applications								
May 2025	05/26/2025	Jonesboro	CSI 30-30 (53883-298)	1:5	38.0	10.0	363.6	6.0
					Total CSI 30-30 Applied:			
					Jonesboro Zone 02B Totals:	38.0	10.0	363.6
Jonesboro Zone 03 Applications								
May 2025	05/30/2025	Jonesboro	CSI 30-30 (53883-298)	1:5	41.0	36.0	1,309.0	7.0
					Total CSI 30-30 Applied:			
					Jonesboro Zone 03 Totals:	41.0	36.0	1,309.0
Jonesboro Zone 04A Applications								
May 2025	05/19/2025	Jonesboro	CSI 30-30 (53883-298)	1:5	49.0	37.0	1,345.3	9.0
					Total CSI 30-30 Applied:			
					Jonesboro Zone 04A Totals:	49.0	37.0	1,345.3
Jonesboro Zone 04B Applications								
May 2025	05/30/2025	Jonesboro	CSI 30-30 (53883-298)	1:5	54.0	20.0	727.2	9.0
					Total CSI 30-30 Applied:			
								9.0

Month	Date	Municipality	Chemical	Mix Ratio	Trip Miles	Spray Miles	Spray Acres	Gallons Sprayed
-------	------	--------------	----------	-----------	---------------	----------------	----------------	--------------------

Jonesboro Zone 04B Totals: 54.0 20.0 727.2 9.0

Jonesboro Zone 05A Applications

May 2025	05/05/2025	Jonesboro	CSI 30-30 (53883-298)	1:7	48.0	31.3	1,136.3	10.0
	05/13/2025	Jonesboro	CSI 30-30 (53883-298)	1:5	56.0	49.0	1,781.6	9.0

Total CSI 30-30 Applied: 19.0

Jonesboro Zone 05A Totals: 104.0 80.3 2,917.9 19.0

Jonesboro Zone 06 Applications

May 2025	05/09/2025	Jonesboro	CSI 30-30 (53883-298)	1:5	72.0	52.0	1,890.7	6.0
	05/30/2025	Jonesboro	CSI 30-30 (53883-298)	1:5	44.0	18.0	654.5	9.0
	05/30/2025	Jonesboro	CSI 30-30 (53883-298)	1:5	44.0	22.0	799.9	8.0

Total CSI 30-30 Applied: 23.0

Jonesboro Zone 06 Totals: 160.0 92.0 3,345.1 23.0

Jonesboro Zone 08A Applications

May 2025	05/19/2025	Jonesboro	CSI 30-30 (53883-298)	1:5	39.0	22.0	799.9	5.0
----------	------------	-----------	--------------------------	-----	------	------	-------	-----

Total CSI 30-30 Applied: 5.0

Jonesboro Zone 08A Totals: 39.0 22.0 799.9 5.0

Jonesboro Zone 09 Applications

May 2025	05/28/2025	Jonesboro	CSI 30-30 (53883-298)	1:5	45.0	32.0	1,163.5	8.0
----------	------------	-----------	--------------------------	-----	------	------	---------	-----

Month	Date	Municipality	Chemical	Mix Ratio	Trip Miles	Spray Miles	Spray Acres	Gallons Sprayed
Total CSI 30-30 Applied: 8.0								
Jonesboro Zone 09 Totals:					45.0	32.0	1,163.5	8.0
Grand Totals:					530.0	329.3	11,971.5	86.0