

ADVANCED DURABILITY FOR LONGER LASTING BEAUTY.®



LP SmartSide®
TRIM & SIDING



LP SmartSide Lap, Panel, Trim & Fascia



LP SmartSide Vertical Siding, Trim & Fascia



LP SmartSide Lap, Siding, Trim & Fascia

LP SmartSide®

TRIM & SIDING

Product Guide & Specifications



Featured: LP SmartSide Lap, Trim & Fascia, Panel, (Beard & Batten) and Soffit

01

ENGINEERED TO IMPRESS

- Durability 03
- Workability 05
- Sustainability 07
- Beauty 09

11

PRODUCTS

- ExpertFinish 13
- Lap Siding 17
- Shakes 18
- Panel & Vertical Siding 19
- Trim & Fascia 21
- Soffit 22

23

APPLICATIONS

- New Home 25
- Remodel 26
- Outdoor Building Solutions 27
- Multifamily 28

29

SPECIFICATIONS

- ExpertFinish 31
- Cedar Texture Lap 47
- Smooth Finish Lap 48
- Lap Siding Coverage Chart 49
- Cedar Texture Shakes Coverage Chart 49
- Cedar Texture Shakes Panel Siding 50
- Panel Siding 51
- Vertical Siding 54
- New** Outside Corner Trim 54
- Cedar Texture Trim 55
- Smooth Finish Trim 56
- Smooth & Cedar Texture Soffit 57
- Vented Soffit 58

Note: All photos are for illustrative purposes only. Please refer regularly to LPCorps.com for correct and up-to-date product installation instructions.

ENGINEERED TO IMPRESS.

With over 20 years of successful performance, it's easy to see why the LP® SmartSide® brand is one of the fastest-growing brands of siding materials in the United States.

A PIONEER OF CHANGE

LP has redefined traditional building materials with treated engineered wood products that are designed to offer game-changing durability, beauty and workability. LP is a building industry leader in a category that is shaping the way homes, outdoor building structures, and light commercial properties are being built.

See the innovation that goes into making LP SmartSide products at [YouTube.com/LPSmartSide](https://www.youtube.com/LPSmartSide).





BECAUSE STRENGTH IS MAKE OR BREAK

A NATURAL DEFENSE AGAINST NATURE


All LP® SmartSide® products are treated to the core through our proprietary SmartGuard® process. With four components of protection, the SmartGuard process adds strength and helps LP SmartSide products withstand impacts, freeze/thaw cycles, high humidity, fungal decay and more.

See more about how LP SmartSide products are made at [YouTube.com/LPSmartSide](https://www.youtube.com/LPSmartSide).



FOUR COMPONENTS OF PROTECTION

LP's proprietary SmartGuard® manufacturing process ensures that every LP SmartSide Trim & Siding product is treated with an advanced formula of adhesive resins, water-resistant waxes and zinc borate, after which a water-resistant, resin-saturated overlay is bonded to the product. The result: four components of protection against water damage, termites and fungal decay.



Unreated wood (left), LP SmartSide (right)

OUTSTANDING IMPACT RESISTANCE

Testing shows that LP SmartSide strand products resist impact better than vinyl and fiber cement siding, which means they can stand up better against everything from everyday bumps to airborne storm debris. And because it doesn't break as easily as fiber cement siding, LP SmartSide strand siding is also easier to handle and install, and results in less waste.

HAIL AND WIND RESISTANCE

Third-party test results demonstrate that LP SmartSide lap siding resisted hail damage better than fiber cement and vinyl. In fact, the LP SmartSide warranty covers impacts from hail up to 1.75" in diameter. LP SmartSide lap siding is also designed to withstand tough storms with wind gusts of up to 200 miles per hour. Refer to ESR-1301, Table 2B, Lap Siding.

RESISTANCE TO FUNGAL DECAY AND TERMITES


Since 1996, LP SmartSide strand substrate siding has undergone brutal testing in Hilo, Hawaii. An average temperature of more than 70 degrees, high levels of humidity, and almost 170 inches of annual rainfall make Hilo's climate the perfect breeding ground for termites, moisture and fungal decay. Yet our Exterior Exposure Program continues to validate that LP SmartSide siding performs over time.

BACKED BY STRONG WARRANTIES

LP has your back with an industry-leading, transferrable limited warranty for LP® SmartSide® products: a 5-year 100% labor and material replacement warranty with a 50-year prorated limited warranty. LP® SmartSide® ExpertFinish® Trim & Siding products include an additional 15-year finish warranty.



For complete warranty details visit [LPCorp.com/Literature](https://www.LPCorp.com/Literature)



WORKS THE WAY WOOD IS SUPPOSED TO

LP® SmartSide® treated engineered wood siding cuts out the time you spend dealing with warped and split pieces when properly stored and applied. Virtually every piece leaves the mill straight and ready to use. Plus, you'll get lengths up to 16', which may mean fewer seams and less waste to haul off the site.

MAKES BUILDING EASIER, FASTER, MORE EFFICIENT

LP SmartSide Trim & Siding cuts with standard woodworking tools, unlike fiber cement cladding that recommends expensive diamond blades. LP SmartSide products weigh less, resist breakage during handling, and make installation more efficient. Plus, LP SmartSide products come pre-primed and ready to paint to help you save time.

LP HAS WORKABILITY NAILED

- Works and cuts like traditional wood
- Requires fewer tools
- Weighs less, easier to carry, less breakage than fiber cement
- Longer lengths may mean fewer seams and less waste

Watch our [How It's Made](https://www.youtube.com/LPSmartSide) videos to see how LP makes treated engineered wood products last longer at [YouTube.com/LPSmartSide](https://www.youtube.com/LPSmartSide).



GROW WITH US

A SMART CHOICE FOR OUR PLANET

LP's SmartSide® Trim & Siding products are must-have materials to help builders qualify for green building programs. Plus, many homeowners and building owners are demanding sustainable products that have minimal impact on our environment.



We're not just building for the future; we're helping to protect it by using Sustainable Forestry Initiative® (SFI) certified forest management and fiber sourcing systems to help ensure that our wood comes from well-managed forests.

NATURALLY SUSTAINABLE

The LP SmartSide manufacturing process begins with wood, a renewable resource, grown and gathered under strict SFI standards. We target fast-growing trees and use 99% of the log for either the product or the fuel to make it. Plus, all binding agents and resins are low-emitting.

RESPONSIBLY MADE WITH WOOD

- Responsibly made with a renewable resource—wood
- 99% of the log is used
- Qualifies for green building programs

Learn more about LP's environmental programs at LPCorp.com.

ADVANCED DURABILITY FOR LONGER LASTING BEAUTY®

Siding plays a big role in a home's curb appeal. That's why LP® SmartSide® Trim & Siding is built to last and designed to make any home's design vision come to life. Because of its engineered wood strand technology and variety of textures, styles and colors, LP SmartSide products elevate any structure, from traditional homes to modern masterpieces. LP SmartSide products are also available in ExpertFinish® color to add another element of versatile design to your projects.



CEDAR TEXTURE LAP



SMOOTH FINISH LAP



CEDAR

SMOOTH

BRING YOUR DESIGN VISION TO LIFE.

Choose your style. Choose your ExpertFinish[®] prefinished color. Get the look you want. That's the beauty of working with LP SmartSide[®] products—engineered wood offers you versatility in color, texture and style to achieve stunning results with ease.

PICTURE IT BEAUTIFUL

LP SmartSide products help homeowners bring their design visions to life. From the bold look of cedar texture and the classic look of smooth finish to versatile ExpertFinish[®] prefinished color options, LP SmartSide Trim & Siding is always in style. It's been the siding of choice for over 20 years for homeowners who want uncompromising quality and distinctive beauty.

See how LP SmartSide products can look on your home with the Home Visualizer tool, available at LP Corp.com/Home-Visualizer.

DURABLE SIDING. NOW IN COLOR.

The advanced durability you expect from LP® SmartSide® Trim & Siding now comes in color. With 16 versatile prefinished colors there's a color that'll complement your project, no matter your style. Start visualizing how you could bring color to your design today!

BRING COLOR TO YOUR DESIGN

LP® SmartSide® ExpertFinish® Trim & Siding offers more design options than ever. This factory finished siding with uniform color provides durability without sacrificing beauty.

- Installs easier with ExpertFinish Lap, which helps limit the need for most seam caulking, joint moulds, or pan flashing
- Backed by an industry-leading 5/15/50-year limited warranty: 5-year labor and materials, 15-year finish, and 50-year substrate
- May allow for time and labor savings for the installer and builder
- Provides a polished look



Visualize your next project and discover color at LP Corp.com/ExpertFinish.


Which color is best for your build? Explore our collection of 16 versatile prefinished colors.



All colors shown are representative and may not be an exact match.

PREFINISHED COLOR FOR A CLEAN, POLISHED LOOK

LP® SmartSide® ExpertFinish® Trim & Siding can take your vision to the next level with several exclusive products designed to add style and a clean finish to your home. Siding and trim in colors that pop can make your home stand out, while additional details create a polished look that'll last.



Featured: LP SmartSide ExpertFinish Cedar Texture Lap in Summit Blue, Trim & Fascia in Snowscape White



Featured: LP SmartSide® Lap, Panel, Trim & Fascia



Featured: LP SmartSide® Cedar Texture Shakes (straight), Trim & Fascia

DURABLE SIDING TO COMPLEMENT ANY HOME

Create the look you want with a versatile selection of LP® SmartSide® products. Engineered to stand up to extreme weather, LP SmartSide Lap Siding is a natural, durable choice for structures in any region. Plus, it's the perfect companion cladding for structures partially finished in stucco, stone and brick.



CEDAR TEXTURE LAP



SMOOTH FINISH LAP

CRAFTED TO STAND THE TEST OF TIME

When you use LP® SmartSide® Shakes on your projects, people will notice your attention to every detail. The beautiful aesthetic can be used for accents, gables or siding walls and will take curb appeal to the next level. It's a must-have product for when you want your craftsmanship to stand out on any home or shed.



CEDAR TEXTURE SHAKES

PANELS THAT BOAST CONSISTENCY AND TOUGHNESS

Tough to the core, LP® SmartSide® Panel Siding is a treated engineered wood product that's more durable, stable and consistent than traditional wood panels. It's easy to recommend for multifamily, shed and residential applications that require a premium look and the toughness to combat extreme weather.



CEDAR TEXTURE PANEL



NEW SMOOTH FINISH PANEL

A CHARMING LOOK WITH THE DURABILITY TO LAST

LP SmartSide Vertical Siding lets you re-create the charming appearance of board and batten while providing the added protection of the SmartGuard® process.



CEDAR TEXTURE
VERTICAL SIDING




SMOOTH FINISH
VERTICAL SIDING



Featured: LP SmartSide Panel & Trim (Board & Batten), Fascia and Soffit

Please contact your local LP SmartSide sales representative for product availability.



Featured: LP SmartSide Lap Siding, Panel & Trim, (Board and Batten), Trim & Fascia



Featured: LP SmartSide Soffit & Trim

CREATE A LASTING IMPRESSION WITH A FINISHING TOUCH

LP® SmartSide® Trim & Fascia are the finishing touch that's the first to get noticed. With its smooth finish or deep cedar-grain texture and variety of widths and thicknesses, you can add custom design accents that take curb appeal to the next level. LP SmartSide Trim is a must-have product for when you want your craftsmanship to stand out on any home or shed.



CEDAR TEXTURE TRIM



SMOOTH FINISH TRIM



NEW OUTSIDE CORNER (PRIMED)

AN INNOVATIVE WAY TO COVER EVERY DETAIL

When you use LP® SmartSide® Soffit on your projects, people will notice your attention to every detail. You'll get the same woodgrain or smooth look that matches other LP SmartSide products in a soffit that's pre-cut to the width you need. Vented soffits are also available with precisely cut, bug-resistant vents.



CEDAR TEXTURE SOFFIT



SMOOTH FINISH SOFFIT



VENTED SOFFIT

MAKE A **BOLD FIRST** IMPRESSION.

LP SmartSide® Trim & Siding products come in a variety of styles for homes and other applications, including smooth finish and cedar texture to help create the exact look you want. They also come in 46 prefinished ExpertFinish® colors designed to enhance any project. Use LP SmartSide products on their own or to complement other claddings, such as brick or stone. With products and colors this versatile, the possibilities are virtually endless.





NEW HOME

Every homeowner wants a custom look that they can take pride in. They want a style that helps differentiate their new home from the one next door. LP® SmartSide® products give builders and architects the ability to design a signature look with a wow-factor that leaves a lasting impression.

[LPCorp.com/NewHome](https://www.lpcorp.com/NewHome)

POPULAR CHOICES FOR NEW HOMES:

- LP® SmartSide® Lap Siding
- LP® SmartSide® Cedar Texture Shakes
- LP® SmartSide® Trim & Fascia
- LP® SmartSide® Soffit
- LP® SmartSide® Vertical Siding
- LP® SmartSide® ExpertFinish® Trim & Siding



REMODEL

LP® SmartSide® products can help give any home new life with their beautiful selection of styles and profiles. They easily transform homes from boring to bold with their rich cedar grain texture. When you start using LP SmartSide products, it's easy to see why homeowners love them and professional remodelers love to work with them.

[LPCorp.com/Remodel](https://www.lpcorp.com/Remodel)

POPULAR CHOICES FOR REMODELING:

- LP® SmartSide® Lap Siding
- LP® SmartSide® Cedar Texture Shakes
- LP® SmartSide® Trim & Fascia
- LP® SmartSide® Soffit
- LP® SmartSide® ExpertFinish® Trim & Siding



OUTDOOR BUILDING SOLUTIONS®

LP® Outdoor Building Solutions® engineered wood products feature innovations that help offer more value to customers. With innovations like SilverTech® panel for a brighter and cooler interior and SmartFinish® overlay for a tough, attractive appearance, LP Outdoor Building Solutions products give you quality you can see inside and out.

LPCorp.com/Shed

POPULAR CHOICES FOR OUTDOOR BUILDINGS:

- LP® SmartSide® Panel Siding
- LP® SmartSide® Panel Siding with SilverTech
- LP® SmartSide® Panel Siding with SmartFinish
- LP® SmartSide® Lap Siding
- LP® ProStruct® Flooring with SmartFinish
- LP® ProStruct® Roof with SilverTech
- LP® SmartSide® Trim & Fascia
- LP® SmartSide® ExpertFinish® Trim & Siding

Featured: LP SmartSide Panel, Trim & Fascia



MULTIFAMILY

Designed to combine style and durability, LP® SmartSide® Trim & Siding products are a great fit for multifamily developments. They are compatible with a wide range of styles, claddings and colors, offering flexibility and versatility in both function and design. Because engineered wood is built to last, multifamily structures using LP SmartSide products stand the test of time.

LPCorp.com/Multifamily

POPULAR CHOICES FOR MULTIFAMILY:

- LP® SmartSide® Panel Siding
- LP® SmartSide® Lap Siding
- LP® SmartSide® Vertical Siding
- LP® SmartSide® Trim & Fascia
- LP® SmartSide® Soffit
- LP® SmartSide® ExpertFinish® Trim & Siding

Featured: LP SmartSide Trim, Panel, Trim & Fascia

TAKE A CLOSER LOOK

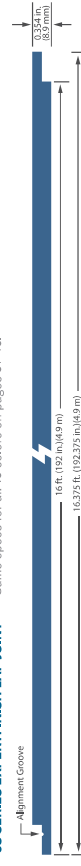
GET THE DETAILS ON EACH PRODUCT

LP® SmartSide® products come in different lengths, widths, textures, ExpertFinish® colors and profiles, so there's an ideal product for virtually any set of needs. Each option has its own unique combination of advantages. Find all those details and product specifications here, including ExpertFinish color availability for each product.

Specifications: LP® SmartSide® ExpertFinish® Trim & Siding
SHORELINE CREAM

DESCRIPTION	LENGTH	ACTUAL WIDTH	THICKNESS	PID NUMBER	WEIGHT
38 Series ExpertFinish Lap - Cedar Texture	16 ft. (192 in.) (4,9 m)	5,84 in. (148 mm)	0,354 in. (8,9 mm)	41936	1,5 PSF
	16 ft. (192 in.) (4,9 m)	7,94 in. (199 mm)	0,354 in. (8,9 mm)	42292	1,5 PSF
38 Series ExpertFinish Lap - Smooth Finish	16 ft. (192 in.) (4,9 m)	5,84 in. (148 mm)	0,354 in. (8,9 mm)	41867	1,5 PSF
	16 ft. (192 in.) (4,9 m)	7,94 in. (199 mm)	0,354 in. (8,9 mm)	41880	1,5 PSF
190 Series Cedar Texture Trim	16 ft. (192 in.) (4,9 m)	2,50 in. (64 mm)	0,578 in. (14,6 mm)	41801	2 PSF
	16 ft. (192 in.) (4,9 m)	3,50 in. (89 mm)	0,675 in. (17,1 mm)	43269	2 PSF
440 Series Cedar Texture Trim	16 ft. (192 in.) (4,9 m)	5,50 in. (140 mm)	0,675 in. (17,1 mm)	43270	2 PSF
	16 ft. (192 in.) (4,9 m)	7,21 in. (183 mm)	0,675 in. (17,1 mm)	43260	2 PSF
540 Series Cedar Texture Trim	16 ft. (192 in.) (4,9 m)	9,21 in. (234 mm)	0,675 in. (17,1 mm)	43271	2 PSF
	16 ft. (192 in.) (4,9 m)	11,21 in. (285 mm)	0,675 in. (17,1 mm)	43272	2 PSF
38 Series Cedar Texture Shakes	16 ft. (192 in.) (4,9 m)	1,50 in. (38 mm)	0,970 in. (24,6 mm)	41868	3 PSF
	16 ft. (192 in.) (4,9 m)	3,50 in. (89 mm)	0,970 in. (24,6 mm)	43266	3 PSF
38 Series 4' x 8' Cedar Texture Panel No Groove Shiplap	16 ft. (192 in.) (4,9 m)	5,50 in. (140 mm)	0,970 in. (24,6 mm)	43267	3 PSF
	16 ft. (192 in.) (4,9 m)	7,21 in. (183 mm)	0,970 in. (24,6 mm)	43268	3 PSF
38 Series Cedar Texture Vertical Siding	16 ft. (192 in.) (4,9 m)	9,21 in. (234 mm)	0,970 in. (24,6 mm)	43254	3 PSF
	16 ft. (192 in.) (4,9 m)	11,21 in. (285 mm)	0,970 in. (24,6 mm)	43255	3 PSF
38 Series Cedar Texture 4' x 8' Soffit	4 ft. (48,56 in.) (1,2 m)	11,69 in. (297 mm)	0,354 in. (8,9 mm)	43378	2 PSF
	8 ft. (96 in.) (2,4 m)	48,56 in. (1,234 m)	0,354 in. (8,9 mm)	43374	2 PSF
38 Series Cedar Texture 12' x 16' Vented Soffit	10 ft. (120 in.) (3 m)	48,56 in. (1,234 mm)	0,354 in. (8,9 mm)	43352	2 PSF
	16 ft. (192 in.) (4,9 m)	15,94 in. (405 mm)	0,354 in. (8,9 mm)	43253	1,5 PSF
38 Series Cedar Texture 12' x 16' Closed Soffit	8 ft. (96 in.) (2,4 m)	47,88 in. (1,216 mm)	0,354 in. (8,9 mm)	43375	-
	16 ft. (192 in.) (4,9 m)	11,94 in. (303 mm)	0,354 in. (8,9 mm)	43265	-
38 Series Cedar Texture 16' x 16' Vented Soffit	16 ft. (192 in.) (4,9 m)	15,94 in. (405 mm)	0,354 in. (8,9 mm)	43256	-
	16 ft. (192 in.) (4,9 m)	15,94 in. (405 mm)	0,354 in. (8,9 mm)	43257	-
540 Series Cedar Texture Outside Corners	10 ft. (120 in.) (3 m)	3,50 in. (89 mm)	0,970 in. (24,6 mm)	43376	-
	10 ft. (120 in.) (3 m)	5,50 in. (140 mm)	0,970 in. (24,6 mm)	43377	-
Cedar Texture 7,25' x 7,25' J-Block	7,21 in. (183 mm)	7,21 in. (183 mm)	0,970 in. (24,6 mm)	41984	-
Cedar Texture 7,25' x 6,25' Mini Split	6,75 in. (171 mm)	7,21 in. (183 mm)	0,970 in. (24,6 mm)	41999	-
Touch-Up Kits	-	-	-	42056	-

*38 SERIES EXPERTFINISH LAP JOINT



Specifications: LP® SmartSide® ExpertFinish® Trim & Siding
SNOWSCAPE WHITE

DESCRIPTION	LENGTH	ACTUAL WIDTH	THICKNESS	PID NUMBER	WEIGHT
38 Series ExpertFinish Lap - Cedar Texture	16 ft. (192 in.) (4,9 m)	5,84 in. (148 mm)	0,354 in. (8,9 mm)	41715	1,5 PSF
	16 ft. (192 in.) (4,9 m)	7,94 in. (199 mm)	0,354 in. (8,9 mm)	42271	1,5 PSF
38 Series ExpertFinish Lap - Smooth Finish	16 ft. (192 in.) (4,9 m)	5,84 in. (148 mm)	0,354 in. (8,9 mm)	41722	1,5 PSF
	16 ft. (192 in.) (4,9 m)	7,94 in. (199 mm)	0,354 in. (8,9 mm)	41729	1,5 PSF
190 Series Cedar Texture Trim	16 ft. (192 in.) (4,9 m)	2,50 in. (64 mm)	0,578 in. (14,6 mm)	42311	2 PSF
	16 ft. (192 in.) (4,9 m)	3,50 in. (89 mm)	0,675 in. (17,1 mm)	42324	2 PSF
440 Series Cedar Texture Trim	16 ft. (192 in.) (4,9 m)	5,50 in. (140 mm)	0,675 in. (17,1 mm)	42328	2 PSF
	16 ft. (192 in.) (4,9 m)	7,21 in. (183 mm)	0,675 in. (17,1 mm)	41747	2 PSF
540 Series Smooth Finish Trim	16 ft. (192 in.) (4,9 m)	9,21 in. (234 mm)	0,675 in. (17,1 mm)	42332	2 PSF
	16 ft. (192 in.) (4,9 m)	11,21 in. (285 mm)	0,675 in. (17,1 mm)	42333	2 PSF
38 Series Cedar Texture Shakes	16 ft. (192 in.) (4,9 m)	1,50 in. (38 mm)	0,970 in. (24,6 mm)	41726	2 PSF
	16 ft. (192 in.) (4,9 m)	3,50 in. (89 mm)	0,970 in. (24,6 mm)	41733	3 PSF
38 Series Cedar Texture 4' x 8' Soffit	16 ft. (192 in.) (4,9 m)	5,50 in. (140 mm)	0,970 in. (24,6 mm)	42312	3 PSF
	16 ft. (192 in.) (4,9 m)	7,21 in. (183 mm)	0,970 in. (24,6 mm)	42316	3 PSF
38 Series Cedar Texture 12' x 16' Vented Soffit	16 ft. (192 in.) (4,9 m)	9,21 in. (234 mm)	0,970 in. (24,6 mm)	42320	3 PSF
	16 ft. (192 in.) (4,9 m)	11,21 in. (285 mm)	0,970 in. (24,6 mm)	41731	3 PSF
38 Series Cedar Texture 12' x 16' Closed Soffit	16 ft. (192 in.) (4,9 m)	11,21 in. (285 mm)	0,970 in. (24,6 mm)	41732	3 PSF
	16 ft. (192 in.) (4,9 m)	3,50 in. (89 mm)	0,970 in. (24,6 mm)	41728	3 PSF
38 Series Cedar Texture 16' x 16' Vented Soffit	16 ft. (192 in.) (4,9 m)	5,50 in. (140 mm)	0,970 in. (24,6 mm)	41719	3 PSF
	16 ft. (192 in.) (4,9 m)	7,21 in. (183 mm)	0,970 in. (24,6 mm)	41720	3 PSF
540 Series Cedar Texture Outside Corners	16 ft. (192 in.) (4,9 m)	9,21 in. (234 mm)	0,970 in. (24,6 mm)	41727	3 PSF
	16 ft. (192 in.) (4,9 m)	11,21 in. (285 mm)	0,970 in. (24,6 mm)	41724	3 PSF
38 Series Cedar Texture Shakes	4 ft. (48,56 in.) (1,2 m)	11,69 in. (297 mm)	0,354 in. (8,9 mm)	42093	2 PSF
38 Series 4' x 8' Cedar Texture Panel No Groove Shiplap	8 ft. (96 in.) (2,4 m)	48,56 in. (1,234 m)	0,354 in. (8,9 mm)	41741	2 PSF
38 Series 4' x 10' Cedar Texture Panel No Groove Shiplap	10 ft. (120 in.) (3 m)	48,56 in. (1,234 mm)	0,354 in. (8,9 mm)	41714	2 PSF
38 Series Cedar Texture Vertical Siding	16 ft. (192 in.) (4,9 m)	15,94 in. (405 mm)	0,354 in. (8,9 mm)	41730	1,5 PSF
38 Series Cedar Texture 4' x 8' Soffit	8 ft. (96 in.) (2,4 m)	47,88 in. (1,216 mm)	0,354 in. (8,9 mm)	41742	-
38 Series Cedar Texture 12' x 16' Closed Soffit	16 ft. (192 in.) (4,9 m)	11,94 in. (303 mm)	0,354 in. (8,9 mm)	42284	-
38 Series Cedar Texture 12' x 16' Vented Soffit	16 ft. (192 in.) (4,9 m)	11,94 in. (303 mm)	0,354 in. (8,9 mm)	42280	-
38 Series Cedar Texture 16' x 16' Closed Soffit	16 ft. (192 in.) (4,9 m)	15,94 in. (405 mm)	0,354 in. (8,9 mm)	41738	-
38 Series Cedar Texture 16' x 16' Vented Soffit	16 ft. (192 in.) (4,9 m)	15,94 in. (405 mm)	0,354 in. (8,9 mm)	41740	-
540 Series Cedar Texture Outside Corners	10 ft. (120 in.) (3 m)	3,50 in. (89 mm)	0,970 in. (24,6 mm)	42005	-
Cedar Texture 7,25' x 7,25' J-Block	10 ft. (120 in.) (3 m)	5,50 in. (140 mm)	0,970 in. (24,6 mm)	42006	-
Cedar Texture 7,25' x 6,25' Mini Split	7,21 in. (183 mm)	7,21 in. (183 mm)	0,970 in. (24,6 mm)	41972	-
Cedar Texture 7,25' x 6,25' Mini Split	6,75 in. (171 mm)	7,21 in. (183 mm)	0,970 in. (24,6 mm)	41973	-
Touch-Up Kits	-	-	-	42043	-

See LP SmartSide.com for product details.

Please contact your local LP SmartSide sales representative for product availability. | Metric units are rounded. | PSF = Pounds Per Square Foot.

Specifications: LP® SmartSide® ExpertFinish® Trim & Siding

DESERT STONE

DESCRIPTION	LENGTH	ACTUAL WIDTH	THICKNESS	PID NUMBER	WEIGHT
38 Series ExpertFinish Lap - Cedar Texture	16 ft. (92 in.) (4.9 m)	5.84 in. (148 mm)	0.354 in. (8.9 mm)	41942	1.5 PSF
	16 ft. (92 in.) (4.9 m)	7.94 in. (199 mm)	0.354 in. (8.9 mm)	42274	1.5 PSF
38 Series ExpertFinish Lap - Smooth Finish	16 ft. (92 in.) (4.9 m)	5.84 in. (148 mm)	0.354 in. (8.9 mm)	41923	1.5 PSF
	16 ft. (92 in.) (4.9 m)	7.94 in. (199 mm)	0.354 in. (8.9 mm)	41903	1.5 PSF
190 Series Cedar Texture Trim	16 ft. (92 in.) (4.9 m)	2.50 in. (64 mm)	0.675 in. (14.6 mm)	41796	2 PSF
	16 ft. (92 in.) (4.9 m)	3.50 in. (89 mm)	0.675 in. (17.1 mm)	43168	2 PSF
440 Series Cedar Texture Trim	16 ft. (92 in.) (4.9 m)	5.50 in. (140 mm)	0.675 in. (17.1 mm)	43169	2 PSF
	16 ft. (92 in.) (4.9 m)	7.21 in. (183 mm)	0.675 in. (17.1 mm)	43159	2 PSF
540 Series Cedar Texture Trim	16 ft. (92 in.) (4.9 m)	9.21 in. (234 mm)	0.675 in. (17.1 mm)	43170	2 PSF
	16 ft. (92 in.) (4.9 m)	11.21 in. (285 mm)	0.675 in. (17.1 mm)	43171	2 PSF
38 Series Cedar Texture Shakes	16 ft. (92 in.) (4.9 m)	1.50 in. (38 mm)	0.870 in. (24.6 mm)	41869	3 PSF
	16 ft. (92 in.) (4.9 m)	3.50 in. (89 mm)	0.870 in. (24.6 mm)	43165	3 PSF
38 Series Cedar Texture Shakes	16 ft. (92 in.) (4.9 m)	5.50 in. (140 mm)	0.870 in. (24.6 mm)	43166	3 PSF
	16 ft. (92 in.) (4.9 m)	7.21 in. (183 mm)	0.870 in. (24.6 mm)	43167	3 PSF
38 Series Cedar Texture Shakes	16 ft. (92 in.) (4.9 m)	9.21 in. (234 mm)	0.870 in. (24.6 mm)	43153	3 PSF
	16 ft. (92 in.) (4.9 m)	11.21 in. (285 mm)	0.870 in. (24.6 mm)	43154	3 PSF
38 Series Cedar Texture Shakes	4 ft. (48.56 in.) (1.2 m)	1.69 in. (42.7 mm)	0.354 in. (8.9 mm)	43355	2 PSF
38 Series 4' x 8' Cedar Texture Panel No Groove Shiplap	8 ft. (96 in.) (2.4 m)	46.56 in. (1183 mm)	0.354 in. (8.9 mm)	43351	2 PSF
38 Series 4' x 10' Cedar Texture Panel No Groove Shiplap	10 ft. (120 in.) (3 m)	46.56 in. (1183 mm)	0.354 in. (8.9 mm)	43151	2 PSF
38 Series Cedar Texture Vertical Siding	16 ft. (92 in.) (4.9 m)	15.94 in. (405 mm)	0.354 in. (8.9 mm)	43152	1.5 PSF
38 Series Cedar Texture 4' x 8' Soffit	8 ft. (96 in.) (2.4 m)	47.88 in. (1216 mm)	0.354 in. (8.9 mm)	43352	-
38 Series Cedar Texture 12' x 16' Closed Soffit	16 ft. (92 in.) (4.9 m)	11.94 in. (303 mm)	0.354 in. (8.9 mm)	43164	-
38 Series Cedar Texture 12' x 16' Vented Soffit	16 ft. (92 in.) (4.9 m)	11.94 in. (303 mm)	0.354 in. (8.9 mm)	43163	-
38 Series Cedar Texture 16' x 16' Closed Soffit	16 ft. (92 in.) (4.9 m)	15.94 in. (405 mm)	0.354 in. (8.9 mm)	43165	-
38 Series Cedar Texture 16' x 16' Vented Soffit	16 ft. (92 in.) (4.9 m)	15.94 in. (405 mm)	0.354 in. (8.9 mm)	43166	-
540 Series Cedar Texture Outside Corners	10 ft. (120 in.) (3 m)	5.50 in. (140 mm)	0.870 in. (24.6 mm)	43353	-
	10 ft. (120 in.) (3 m)	7.21 in. (183 mm)	0.870 in. (24.6 mm)	43354	-
Cedar Texture 7.25' x 7.25' J-Block	7.21 in. (183 mm)	7.21 in. (183 mm)	0.870 in. (24.6 mm)	41977	-
Cedar Texture 7.25' x 6.75' Mini Split	6.75 in. (171 mm)	7.21 in. (183 mm)	0.870 in. (24.6 mm)	41992	-
Touch-Up Kits	-	-	-	42049	-

Specifications: LP® SmartSide® ExpertFinish® Trim & Siding

SAND DUNES

DESCRIPTION	LENGTH	ACTUAL WIDTH	THICKNESS	PID NUMBER	WEIGHT
38 Series ExpertFinish Lap - Cedar Texture	16 ft. (92 in.) (4.9 m)	5.84 in. (148 mm)	0.354 in. (8.9 mm)	41941	1.5 PSF
	16 ft. (92 in.) (4.9 m)	7.94 in. (199 mm)	0.354 in. (8.9 mm)	42272	1.5 PSF
38 Series ExpertFinish Lap - Smooth Finish	16 ft. (92 in.) (4.9 m)	5.84 in. (148 mm)	0.354 in. (8.9 mm)	41879	1.5 PSF
	16 ft. (92 in.) (4.9 m)	7.94 in. (199 mm)	0.354 in. (8.9 mm)	41894	1.5 PSF
190 Series Cedar Texture Trim	16 ft. (92 in.) (4.9 m)	2.50 in. (64 mm)	0.675 in. (14.6 mm)	41805	2 PSF
	16 ft. (92 in.) (4.9 m)	3.50 in. (89 mm)	0.675 in. (17.1 mm)	42325	2 PSF
440 Series Cedar Texture Trim	16 ft. (92 in.) (4.9 m)	5.50 in. (140 mm)	0.675 in. (17.1 mm)	42329	2 PSF
	16 ft. (92 in.) (4.9 m)	7.21 in. (183 mm)	0.675 in. (17.1 mm)	41818	2 PSF
540 Series Cedar Texture Trim	16 ft. (92 in.) (4.9 m)	9.21 in. (234 mm)	0.675 in. (17.1 mm)	41784	2 PSF
	16 ft. (92 in.) (4.9 m)	11.21 in. (285 mm)	0.675 in. (17.1 mm)	41787	2 PSF
38 Series Cedar Texture Shakes	16 ft. (92 in.) (4.9 m)	1.50 in. (38 mm)	0.870 in. (24.6 mm)	41925	2 PSF
	16 ft. (92 in.) (4.9 m)	3.50 in. (89 mm)	0.870 in. (24.6 mm)	41926	2 PSF
38 Series Cedar Texture Shakes	16 ft. (92 in.) (4.9 m)	5.50 in. (140 mm)	0.870 in. (24.6 mm)	41932	2 PSF
	16 ft. (92 in.) (4.9 m)	7.21 in. (183 mm)	0.870 in. (24.6 mm)	41946	2 PSF
38 Series Cedar Texture Shakes	16 ft. (92 in.) (4.9 m)	9.21 in. (234 mm)	0.870 in. (24.6 mm)	41949	2 PSF
	16 ft. (92 in.) (4.9 m)	11.21 in. (285 mm)	0.870 in. (24.6 mm)	41971	3 PSF
38 Series Cedar Texture Shakes	16 ft. (92 in.) (4.9 m)	3.50 in. (89 mm)	0.870 in. (24.6 mm)	42313	3 PSF
	16 ft. (92 in.) (4.9 m)	5.50 in. (140 mm)	0.870 in. (24.6 mm)	42317	3 PSF
38 Series Cedar Texture Shakes	16 ft. (92 in.) (4.9 m)	7.21 in. (183 mm)	0.870 in. (24.6 mm)	42321	3 PSF
	16 ft. (92 in.) (4.9 m)	9.21 in. (234 mm)	0.870 in. (24.6 mm)	41911	3 PSF
38 Series Cedar Texture Shakes	16 ft. (92 in.) (4.9 m)	11.21 in. (285 mm)	0.870 in. (24.6 mm)	41914	3 PSF
	16 ft. (92 in.) (4.9 m)	1.50 in. (38 mm)	0.870 in. (24.6 mm)	41934	3 PSF
38 Series Cedar Texture Shakes	16 ft. (92 in.) (4.9 m)	3.50 in. (89 mm)	0.870 in. (24.6 mm)	41938	3 PSF
	16 ft. (92 in.) (4.9 m)	5.50 in. (140 mm)	0.870 in. (24.6 mm)	41917	3 PSF
38 Series Cedar Texture Shakes	16 ft. (92 in.) (4.9 m)	7.21 in. (183 mm)	0.870 in. (24.6 mm)	41939	3 PSF
	16 ft. (92 in.) (4.9 m)	9.21 in. (234 mm)	0.870 in. (24.6 mm)	41943	3 PSF
38 Series Cedar Texture Shakes	16 ft. (92 in.) (4.9 m)	11.21 in. (285 mm)	0.870 in. (24.6 mm)	42094	2 PSF
	4 ft. (48.56 in.) (1.2 m)	1.69 in. (42.7 mm)	0.354 in. (8.9 mm)	41924	2 PSF
38 Series 4' x 8' Cedar Texture Panel No Groove Shiplap	8 ft. (96 in.) (2.4 m)	46.56 in. (1183 mm)	0.354 in. (8.9 mm)	41927	2 PSF
38 Series 4' x 10' Cedar Texture Panel No Groove Shiplap	10 ft. (120 in.) (3 m)	46.56 in. (1183 mm)	0.354 in. (8.9 mm)	41927	2 PSF
38 Series Cedar Texture Vertical Siding	16 ft. (92 in.) (4.9 m)	15.94 in. (405 mm)	0.354 in. (8.9 mm)	41820	1.5 PSF
38 Series Cedar Texture 4' x 8' Soffit	8 ft. (96 in.) (2.4 m)	47.88 in. (1216 mm)	0.354 in. (8.9 mm)	41932	-
38 Series Cedar Texture 12' x 16' Closed Soffit	16 ft. (92 in.) (4.9 m)	11.94 in. (303 mm)	0.354 in. (8.9 mm)	42285	-
38 Series Cedar Texture 12' x 16' Vented Soffit	16 ft. (92 in.) (4.9 m)	11.94 in. (303 mm)	0.354 in. (8.9 mm)	42310	-
38 Series Cedar Texture 16' x 16' Closed Soffit	16 ft. (92 in.) (4.9 m)	15.94 in. (405 mm)	0.354 in. (8.9 mm)	41794	-
38 Series Cedar Texture 16' x 16' Vented Soffit	16 ft. (92 in.) (4.9 m)	15.94 in. (405 mm)	0.354 in. (8.9 mm)	41851	-
540 Series Cedar Texture Outside Corners	10 ft. (120 in.) (3 m)	5.50 in. (140 mm)	0.870 in. (24.6 mm)	42014	-
	10 ft. (120 in.) (3 m)	7.21 in. (183 mm)	0.870 in. (24.6 mm)	42018	-
Cedar Texture 7.25' x 7.25' J-Block	7.21 in. (183 mm)	7.21 in. (183 mm)	0.870 in. (24.6 mm)	41983	-
Cedar Texture 7.25' x 6.75' Mini Split	6.75 in. (171 mm)	7.21 in. (183 mm)	0.870 in. (24.6 mm)	41988	-
Touch-Up Kits	-	-	-	42055	-

See LPSmartSide.com for product details.

Please contact your local LP SmartSide sales representative for product availability. | Metric units are rounded. | PSF = Pounds Per Square Foot

Specifications: LP® SmartSide® ExpertFinish® Trim & Siding

PRAIRIE CLAY

DESCRIPTION	LENGTH	ACTUAL WIDTH	THICKNESS	PID NUMBER	WEIGHT
38 Series ExpertFinish Lap - Cedar Texture	16 ft. (92 in.) (4,9 m)	5.84 in. (148 mm)	0.354 in. (8,9 mm)	41834	1,5 PSF
	16 ft. (92 in.) (4,9 m)	7.94 in. (199 mm)	0.354 in. (8,9 mm)	42278	1,5 PSF
38 Series ExpertFinish Lap - Smooth Finish	16 ft. (92 in.) (4,9 m)	5.84 in. (148 mm)	0.354 in. (8,9 mm)	41866	1,5 PSF
	16 ft. (92 in.) (4,9 m)	7.94 in. (199 mm)	0.354 in. (8,9 mm)	41881	1,5 PSF
190 Series Cedar Texture Trim	16 ft. (92 in.) (4,9 m)	2.50 in. (64 mm)	0.875 in. (14,6 mm)	41800	2 PSF
	16 ft. (92 in.) (4,9 m)	3.50 in. (89 mm)	0.875 in. (17,1 mm)	43210	2 PSF
440 Series Cedar Texture Trim	16 ft. (92 in.) (4,9 m)	5.50 in. (140 mm)	0.875 in. (17,1 mm)	43211	2 PSF
	16 ft. (92 in.) (4,9 m)	7.21 in. (183 mm)	0.875 in. (17,1 mm)	43201	2 PSF
540 Series Cedar Texture Trim	16 ft. (92 in.) (4,9 m)	9.21 in. (234 mm)	0.875 in. (17,1 mm)	43212	2 PSF
	16 ft. (92 in.) (4,9 m)	11.21 in. (285 mm)	0.875 in. (17,1 mm)	43213	2 PSF
38 Series Cedar Texture Shakes	16 ft. (92 in.) (4,9 m)	1.50 in. (38 mm)	0.970 in. (24,6 mm)	41889	3 PSF
	16 ft. (92 in.) (4,9 m)	3.50 in. (89 mm)	0.970 in. (24,6 mm)	43207	3 PSF
38 Series 4" x 8" Cedar Texture Panel No Groove Shiplap	16 ft. (92 in.) (4,9 m)	5.50 in. (140 mm)	0.970 in. (24,6 mm)	43208	3 PSF
	16 ft. (92 in.) (4,9 m)	7.21 in. (183 mm)	0.970 in. (24,6 mm)	43209	3 PSF
38 Series Cedar Texture Vertical Siding	16 ft. (92 in.) (4,9 m)	9.21 in. (234 mm)	0.970 in. (24,6 mm)	43195	3 PSF
	16 ft. (92 in.) (4,9 m)	11.21 in. (285 mm)	0.970 in. (24,6 mm)	43196	3 PSF
38 Series Cedar Texture 4" x 8" Soffit	4 ft. (48,56 in.) (1,2 m)	11.69 in. (297 mm)	0.354 in. (8,9 mm)	43365	2 PSF
	8 ft. (96 in.) (2,4 m)	46.56 in. (1,184 mm)	0.354 in. (8,9 mm)	43361	2 PSF
38 Series Cedar Texture 12" x 16" Closed Soffit	10 ft. (120 in.) (3 m)	46.56 in. (1,184 mm)	0.354 in. (8,9 mm)	43193	2 PSF
	16 ft. (92 in.) (4,9 m)	15.94 in. (405 mm)	0.354 in. (8,9 mm)	43194	1,5 PSF
38 Series Cedar Texture 12" x 16" Vented Soffit	10 ft. (120 in.) (3 m)	47.28 in. (1,216 mm)	0.354 in. (8,9 mm)	43362	-
	16 ft. (92 in.) (4,9 m)	15.94 in. (405 mm)	0.354 in. (8,9 mm)	43206	-
38 Series Cedar Texture 16" x 16" Closed Soffit	10 ft. (120 in.) (3 m)	11.94 in. (303 mm)	0.354 in. (8,9 mm)	43205	-
	16 ft. (92 in.) (4,9 m)	15.94 in. (405 mm)	0.354 in. (8,9 mm)	43197	-
38 Series Cedar Texture 16" x 16" Vented Soffit	10 ft. (120 in.) (3 m)	15.94 in. (405 mm)	0.354 in. (8,9 mm)	41852	-
	16 ft. (92 in.) (4,9 m)	15.94 in. (405 mm)	0.354 in. (8,9 mm)	43363	-
540 Series Cedar Texture Outside Corners	10 ft. (120 in.) (3 m)	5.50 in. (140 mm)	0.970 in. (24,6 mm)	43364	-
	7.21 in. (183 mm)	7.21 in. (183 mm)	0.970 in. (24,6 mm)	41979	-
Cedar Texture 7.25" x 7.25" -Block	6.75 in. (171 mm)	7.21 in. (183 mm)	0.970 in. (24,6 mm)	41994	-
Cedar Texture 7.25" x 6.75" Mini Split	-	-	-	-	-
Touch-Up Kits	-	-	-	42051	-

Specifications: LP® SmartSide® ExpertFinish® Trim & Siding

QUARRY GRAY

DESCRIPTION	LENGTH	ACTUAL WIDTH	THICKNESS	PID NUMBER	WEIGHT
38 Series ExpertFinish Lap - Cedar Texture	16 ft. (92 in.) (4,9 m)	5.84 in. (148 mm)	0.354 in. (8,9 mm)	41837	1,5 PSF
	16 ft. (92 in.) (4,9 m)	7.94 in. (199 mm)	0.354 in. (8,9 mm)	42283	1,5 PSF
38 Series ExpertFinish Lap - Smooth Finish	16 ft. (92 in.) (4,9 m)	5.84 in. (148 mm)	0.354 in. (8,9 mm)	41860	1,5 PSF
	16 ft. (92 in.) (4,9 m)	7.94 in. (199 mm)	0.354 in. (8,9 mm)	41902	1,5 PSF
190 Series Cedar Texture Trim	16 ft. (92 in.) (4,9 m)	2.50 in. (64 mm)	0.875 in. (14,6 mm)	41798	2 PSF
	16 ft. (92 in.) (4,9 m)	3.50 in. (89 mm)	0.875 in. (17,1 mm)	42326	2 PSF
440 Series Cedar Texture Trim	16 ft. (92 in.) (4,9 m)	5.50 in. (140 mm)	0.875 in. (17,1 mm)	42330	2 PSF
	16 ft. (92 in.) (4,9 m)	7.21 in. (183 mm)	0.875 in. (17,1 mm)	41816	2 PSF
540 Series Smooth Finish Trim	16 ft. (92 in.) (4,9 m)	9.21 in. (234 mm)	0.875 in. (17,1 mm)	41783	2 PSF
	16 ft. (92 in.) (4,9 m)	11.21 in. (285 mm)	0.875 in. (17,1 mm)	41786	2 PSF
38 Series Cedar Texture Shakes	16 ft. (92 in.) (4,9 m)	1.50 in. (38 mm)	0.970 in. (24,6 mm)	41924	2 PSF
	16 ft. (92 in.) (4,9 m)	3.50 in. (89 mm)	0.970 in. (24,6 mm)	41927	2 PSF
38 Series 4" x 8" Cedar Texture Panel No Groove Shiplap	16 ft. (92 in.) (4,9 m)	5.50 in. (140 mm)	0.970 in. (24,6 mm)	42314	3 PSF
	16 ft. (92 in.) (4,9 m)	7.21 in. (183 mm)	0.970 in. (24,6 mm)	42318	3 PSF
38 Series Cedar Texture Vertical Siding	16 ft. (92 in.) (4,9 m)	9.21 in. (234 mm)	0.970 in. (24,6 mm)	42222	3 PSF
	16 ft. (92 in.) (4,9 m)	11.21 in. (285 mm)	0.970 in. (24,6 mm)	41910	3 PSF
38 Series Cedar Texture 4" x 8" Soffit	4 ft. (48,56 in.) (1,2 m)	11.69 in. (297 mm)	0.354 in. (8,9 mm)	41913	3 PSF
	8 ft. (96 in.) (2,4 m)	46.56 in. (1,184 mm)	0.354 in. (8,9 mm)	41933	3 PSF
38 Series Cedar Texture 12" x 16" Closed Soffit	10 ft. (120 in.) (3 m)	46.56 in. (1,184 mm)	0.354 in. (8,9 mm)	41937	3 PSF
	16 ft. (92 in.) (4,9 m)	15.94 in. (405 mm)	0.354 in. (8,9 mm)	41916	3 PSF
38 Series Cedar Texture 12" x 16" Vented Soffit	10 ft. (120 in.) (3 m)	47.28 in. (1,216 mm)	0.354 in. (8,9 mm)	41941	3 PSF
	16 ft. (92 in.) (4,9 m)	15.94 in. (405 mm)	0.354 in. (8,9 mm)	41942	3 PSF
38 Series Cedar Texture 16" x 16" Closed Soffit	10 ft. (120 in.) (3 m)	11.69 in. (297 mm)	0.354 in. (8,9 mm)	42096	2 PSF
	7.21 in. (183 mm)	7.21 in. (183 mm)	0.354 in. (8,9 mm)	41822	2 PSF
38 Series Cedar Texture 16" x 16" Vented Soffit	10 ft. (120 in.) (3 m)	11.94 in. (303 mm)	0.354 in. (8,9 mm)	41825	2 PSF
	16 ft. (92 in.) (4,9 m)	15.94 in. (405 mm)	0.354 in. (8,9 mm)	41819	1,5 PSF
540 Series Cedar Texture Outside Corners	10 ft. (120 in.) (3 m)	5.50 in. (140 mm)	0.970 in. (24,6 mm)	41951	-
	7.21 in. (183 mm)	7.21 in. (183 mm)	0.970 in. (24,6 mm)	41951	-
Cedar Texture 7.25" x 7.25" -Block	6.75 in. (171 mm)	7.21 in. (183 mm)	0.970 in. (24,6 mm)	41951	-
Cedar Texture 7.25" x 6.75" Mini Split	-	-	-	-	-
Touch-Up Kits	-	-	-	42052	-

See LPSmartSide.com for product details.

Please contact your local LP SmartSide sales representative for product availability. | Metric units are rounded. | PSF = Pounds Per Square Foot

Specifications: LP® SmartSide® ExpertFinish® Trim & Siding

TERRA BROWN

DESCRIPTION	LENGTH	ACTUAL WIDTH	THICKNESS	PID NUMBER	WEIGHT
38 Series ExpertFinish Lap - Cedar Texture	16 ft. (92 in./4,9 m)	5.84 in. (148 mm)	0.354 in. (8,9 mm)	41845	1,5 PSF
	16 ft. (92 in./4,9 m)	7.94 in. (199 mm)	0.354 in. (8,9 mm)	42277	1,5 PSF
38 Series ExpertFinish Lap - Smooth Finish	16 ft. (92 in./4,9 m)	5.84 in. (148 mm)	0.354 in. (8,9 mm)	41875	1,5 PSF
	16 ft. (92 in./4,9 m)	7.94 in. (199 mm)	0.354 in. (8,9 mm)	41898	1,5 PSF
190 Series Cedar Texture Trim	16 ft. (92 in./4,9 m)	2.50 in. (64 mm)	0.675 in. (14,6 mm)	41808	2 PSF
	16 ft. (92 in./4,9 m)	3.50 in. (89 mm)	0.675 in. (17,1 mm)	41812	2 PSF
440 Series Cedar Texture Trim	16 ft. (92 in./4,9 m)	5.50 in. (140 mm)	0.675 in. (17,1 mm)	41813	2 PSF
	16 ft. (92 in./4,9 m)	7.21 in. (183 mm)	0.675 in. (17,1 mm)	41817	2 PSF
540 Series Smooth Finish Trim	16 ft. (92 in./4,9 m)	9.21 in. (234 mm)	0.675 in. (17,1 mm)	41785	2 PSF
	16 ft. (92 in./4,9 m)	11.21 in. (285 mm)	0.675 in. (17,1 mm)	41929	2 PSF
38 Series Cedar Texture Shakes	16 ft. (92 in./4,9 m)	1.50 in. (38 mm)	0.870 in. (21,6 mm)	41972	3 PSF
	16 ft. (92 in./4,9 m)	3.50 in. (89 mm)	0.870 in. (21,6 mm)	41920	3 PSF
540 Series Cedar Texture Trim	16 ft. (92 in./4,9 m)	5.50 in. (140 mm)	0.870 in. (21,6 mm)	41904	3 PSF
	16 ft. (92 in./4,9 m)	7.21 in. (183 mm)	0.870 in. (21,6 mm)	41907	3 PSF
38 Series Cedar Texture Vertical Siding	16 ft. (92 in./4,9 m)	9.21 in. (234 mm)	0.870 in. (21,6 mm)	41912	3 PSF
	16 ft. (92 in./4,9 m)	11.21 in. (285 mm)	0.870 in. (21,6 mm)	41915	3 PSF
38 Series Cedar Texture Panel No Groove Shiplap	8 ft. (96 in./2,4 m)	3.50 in. (89 mm)	0.870 in. (21,6 mm)	41935	3 PSF
	16 ft. (92 in./4,9 m)	5.50 in. (140 mm)	0.870 in. (21,6 mm)	41938	3 PSF
38 Series Cedar Texture 12" x 16" Closed Soffit	16 ft. (92 in./4,9 m)	7.21 in. (183 mm)	0.870 in. (21,6 mm)	41918	3 PSF
	16 ft. (92 in./4,9 m)	9.21 in. (234 mm)	0.870 in. (21,6 mm)	41940	3 PSF
38 Series Cedar Texture 16" x 16" Closed Soffit	16 ft. (92 in./4,9 m)	11.21 in. (285 mm)	0.870 in. (21,6 mm)	41944	3 PSF
	16 ft. (92 in./4,9 m)	15.94 in. (405 mm)	0.870 in. (21,6 mm)	42095	2 PSF
38 Series Cedar Texture 16" x 16" Vented Soffit	16 ft. (92 in./4,9 m)	11.69 in. (297 mm)	0.354 in. (8,9 mm)	41821	1,5 PSF
	16 ft. (92 in./4,9 m)	15.94 in. (405 mm)	0.354 in. (8,9 mm)	41853	-
540 Series Cedar Texture Outside Corners	10 ft. (120 in./3 m)	4.788 in. (1216 mm)	0.354 in. (8,9 mm)	41792	-
	16 ft. (92 in./4,9 m)	11.94 in. (303 mm)	0.354 in. (8,9 mm)	41849	-
Cedar Texture 7.25" x 7.25" J-Block	16 ft. (92 in./4,9 m)	15.94 in. (405 mm)	0.354 in. (8,9 mm)	41795	-
	16 ft. (92 in./4,9 m)	15.94 in. (405 mm)	0.354 in. (8,9 mm)	41852	-
Cedar Texture 7.25" x 6.75" Mini Split	10 ft. (120 in./3 m)	3.50 in. (89 mm)	0.870 in. (21,6 mm)	42015	-
	10 ft. (120 in./3 m)	5.50 in. (140 mm)	0.870 in. (21,6 mm)	42019	-
Touch-Up Kits	7.21 in. (183 mm)	7.21 in. (183 mm)	0.870 in. (21,6 mm)	41986	-
	6.75 in. (171 mm)	7.21 in. (183 mm)	0.870 in. (21,6 mm)	42001	-
Touch-Up Kits	-	-	-	42046	-

Please contact your local LP SmartSide sales representative for product availability. | Metric units are rounded. | PSF = Pounds Per Square Foot.

Specifications: LP® SmartSide® ExpertFinish® Trim & Siding

MARSHLAND MOSS

DESCRIPTION	LENGTH	ACTUAL WIDTH	THICKNESS	PID NUMBER	WEIGHT
38 Series ExpertFinish Lap - Cedar Texture	16 ft. (92 in./4,9 m)	5.84 in. (148 mm)	0.354 in. (8,9 mm)	41838	1,5 PSF
	16 ft. (92 in./4,9 m)	7.94 in. (199 mm)	0.354 in. (8,9 mm)	42294	1,5 PSF
38 Series ExpertFinish Lap - Smooth Finish	16 ft. (92 in./4,9 m)	5.84 in. (148 mm)	0.354 in. (8,9 mm)	41878	1,5 PSF
	16 ft. (92 in./4,9 m)	7.94 in. (199 mm)	0.354 in. (8,9 mm)	41897	1,5 PSF
190 Series Cedar Texture Trim	16 ft. (92 in./4,9 m)	2.50 in. (64 mm)	0.675 in. (14,6 mm)	41802	2 PSF
	16 ft. (92 in./4,9 m)	3.50 in. (89 mm)	0.675 in. (17,1 mm)	43189	2 PSF
440 Series Cedar Texture Trim	16 ft. (92 in./4,9 m)	5.50 in. (140 mm)	0.675 in. (17,1 mm)	43190	2 PSF
	16 ft. (92 in./4,9 m)	7.21 in. (183 mm)	0.675 in. (17,1 mm)	43180	2 PSF
540 Series Cedar Texture Trim	16 ft. (92 in./4,9 m)	9.21 in. (234 mm)	0.675 in. (17,1 mm)	43191	2 PSF
	16 ft. (92 in./4,9 m)	11.21 in. (285 mm)	0.675 in. (17,1 mm)	43192	2 PSF
38 Series Cedar Texture Shakes	16 ft. (92 in./4,9 m)	1.50 in. (38 mm)	0.870 in. (21,6 mm)	41891	3 PSF
	16 ft. (92 in./4,9 m)	3.50 in. (89 mm)	0.870 in. (21,6 mm)	43186	3 PSF
38 Series Cedar Texture 12" x 16" Closed Soffit	16 ft. (92 in./4,9 m)	5.50 in. (140 mm)	0.870 in. (21,6 mm)	43187	3 PSF
	16 ft. (92 in./4,9 m)	7.21 in. (183 mm)	0.870 in. (21,6 mm)	43188	3 PSF
38 Series Cedar Texture 16" x 16" Closed Soffit	16 ft. (92 in./4,9 m)	9.21 in. (234 mm)	0.870 in. (21,6 mm)	43174	3 PSF
	16 ft. (92 in./4,9 m)	11.21 in. (285 mm)	0.870 in. (21,6 mm)	43176	3 PSF
38 Series Cedar Texture 16" x 16" Vented Soffit	16 ft. (92 in./4,9 m)	11.69 in. (297 mm)	0.354 in. (8,9 mm)	43360	2 PSF
	16 ft. (92 in./4,9 m)	15.94 in. (405 mm)	0.354 in. (8,9 mm)	43356	2 PSF
540 Series Cedar Texture Panel No Groove Shiplap	8 ft. (96 in./2,4 m)	4.788 in. (1216 mm)	0.354 in. (8,9 mm)	43372	2 PSF
	16 ft. (92 in./4,9 m)	5.50 in. (140 mm)	0.354 in. (8,9 mm)	43173	1,5 PSF
38 Series Cedar Texture Vertical Siding	16 ft. (92 in./4,9 m)	9.21 in. (234 mm)	0.354 in. (8,9 mm)	43357	-
	16 ft. (92 in./4,9 m)	11.21 in. (285 mm)	0.354 in. (8,9 mm)	43357	-
38 Series Cedar Texture 4" x 8" Soffit	16 ft. (92 in./4,9 m)	1.94 in. (503 mm)	0.354 in. (8,9 mm)	43185	-
	16 ft. (92 in./4,9 m)	11.94 in. (303 mm)	0.354 in. (8,9 mm)	43184	-
38 Series Cedar Texture 12" x 16" Vented Soffit	16 ft. (92 in./4,9 m)	7.21 in. (183 mm)	0.354 in. (8,9 mm)	43177	-
	16 ft. (92 in./4,9 m)	9.21 in. (234 mm)	0.354 in. (8,9 mm)	43177	-
38 Series Cedar Texture 16" x 16" Vented Soffit	16 ft. (92 in./4,9 m)	11.21 in. (285 mm)	0.354 in. (8,9 mm)	43358	-
	16 ft. (92 in./4,9 m)	15.94 in. (405 mm)	0.354 in. (8,9 mm)	43359	-
540 Series Cedar Texture Outside Corners	10 ft. (120 in./3 m)	3.50 in. (89 mm)	0.870 in. (21,6 mm)	41978	-
	10 ft. (120 in./3 m)	5.50 in. (140 mm)	0.870 in. (21,6 mm)	41993	-
Cedar Texture 7.25" x 7.25" J-Block	7.21 in. (183 mm)	7.21 in. (183 mm)	0.870 in. (21,6 mm)	41993	-
	6.75 in. (171 mm)	7.21 in. (183 mm)	0.870 in. (21,6 mm)	41993	-
Touch-Up Kits	-	-	-	42050	-

See LPSmartSide.com for product details.

Specifications: LP® SmartSide® ExpertFinish® Trim & Siding

CANYON BROWN

DESCRIPTION	LENGTH	ACTUAL WIDTH	THICKNESS	PID NUMBER	WEIGHT
38 Series ExpertFinish Lap - Cedar Texture	16 ft. (192 in.)(4.9 m)	5.84 in. (148 mm)	0.354 in. (8.9 mm)	41777	1.5 PSF
	16 ft. (192 in.)(4.9 m)	7.94 in. (199 mm)	0.354 in. (8.9 mm)	42295	1.5 PSF
38 Series ExpertFinish Lap - Smooth Finish	16 ft. (192 in.)(4.9 m)	5.84 in. (148 mm)	0.354 in. (8.9 mm)	41778	1.5 PSF
	16 ft. (192 in.)(4.9 m)	7.94 in. (199 mm)	0.354 in. (8.9 mm)	41779	1.5 PSF
190 Series Cedar Texture Trim	16 ft. (192 in.)(4.9 m)	2.50 in. (64 mm)	0.875 in. (14.6 mm)	41776	2 PSF
	16 ft. (192 in.)(4.9 m)	3.50 in. (89 mm)	0.875 in. (17.1 mm)	43128	2 PSF
440 Series Cedar Texture Trim	16 ft. (192 in.)(4.9 m)	5.50 in. (140 mm)	0.875 in. (17.1 mm)	43129	2 PSF
	16 ft. (192 in.)(4.9 m)	7.21 in. (183 mm)	0.875 in. (17.1 mm)	43121	2 PSF
	16 ft. (192 in.)(4.9 m)	9.21 in. (234 mm)	0.875 in. (17.1 mm)	43130	2 PSF
	16 ft. (192 in.)(4.9 m)	11.21 in. (285 mm)	0.875 in. (17.1 mm)	43131	2 PSF
540 Series Cedar Texture Trim	16 ft. (192 in.)(4.9 m)	1.50 in. (38 mm)	0.970 in. (24.6 mm)	41789	3 PSF
	16 ft. (192 in.)(4.9 m)	3.50 in. (89 mm)	0.970 in. (24.6 mm)	43125	3 PSF
	16 ft. (192 in.)(4.9 m)	5.50 in. (140 mm)	0.970 in. (24.6 mm)	43126	3 PSF
	16 ft. (192 in.)(4.9 m)	7.21 in. (183 mm)	0.970 in. (24.6 mm)	43127	3 PSF
	16 ft. (192 in.)(4.9 m)	9.21 in. (234 mm)	0.970 in. (24.6 mm)	43115	3 PSF
	16 ft. (192 in.)(4.9 m)	11.21 in. (285 mm)	0.970 in. (24.6 mm)	43116	3 PSF
38 Series Cedar Texture Shakes	4 ft. (48.56 in.)(1.2 m)	11.69 in. (297 mm)	0.354 in. (8.9 mm)	43347	2 PSF
38 Series 4' x 8' Cedar Texture Panel No Groove Shiplap	8 ft. (96 in.)(2.4 m)	48.56 in. (1234 mm)	0.354 in. (8.9 mm)	43111	2 PSF
38 Series 4' x 10' Cedar Texture Panel No Groove Shiplap	10 ft. (120 in.)(3 m)	48.56 in. (1234 mm)	0.354 in. (8.9 mm)	43347	2 PSF
38 Series Cedar Texture Vertical Siding	16 ft. (192 in.)(4.9 m)	15.94 in. (405 mm)	0.354 in. (8.9 mm)	43330	1.5 PSF
38 Series Cedar Texture 4' x 8' Soffit	8 ft. (96 in.)(2.4 m)	47.88 in. (1216 mm)	0.354 in. (8.9 mm)	43346	-
38 Series Cedar Texture 12' x 16' Closed Soffit	16 ft. (192 in.)(4.9 m)	11.94 in. (303 mm)	0.354 in. (8.9 mm)	43124	-
38 Series Cedar Texture 12' x 16' Vented Soffit	16 ft. (192 in.)(4.9 m)	11.94 in. (303 mm)	0.354 in. (8.9 mm)	43123	-
38 Series Cedar Texture 16' x 16' Closed Soffit	16 ft. (192 in.)(4.9 m)	15.94 in. (405 mm)	0.354 in. (8.9 mm)	43117	-
38 Series Cedar Texture 16' x 16' Vented Soffit	16 ft. (192 in.)(4.9 m)	15.94 in. (405 mm)	0.354 in. (8.9 mm)	43118	-
540 Series Cedar Texture Outside Corners	10 ft. (120 in.)(3 m)	3.50 in. (89 mm)	0.970 in. (24.6 mm)	43332	-
	10 ft. (120 in.)(3 m)	5.50 in. (140 mm)	0.970 in. (24.6 mm)	43333	-
Cedar Texture 7.25' x 7.25' J-Block	7.21 in. (183 mm)	7.21 in. (183 mm)	0.970 in. (24.6 mm)	41975	-
Cedar Texture 7.25' x 6.75' Mini Split	6.75 in. (171 mm)	7.21 in. (183 mm)	0.970 in. (24.6 mm)	41990	-
Touch-Up Kits	-	-	-	42047	-

Specifications: LP® SmartSide® ExpertFinish® Trim & Siding

TIMBERLAND SUEDE

DESCRIPTION	LENGTH	ACTUAL WIDTH	THICKNESS	PID NUMBER	WEIGHT
38 Series ExpertFinish Lap - Cedar Texture	16 ft. (192 in.)(4.9 m)	5.84 in. (148 mm)	0.354 in. (8.9 mm)	41843	1.5 PSF
	16 ft. (192 in.)(4.9 m)	7.94 in. (199 mm)	0.354 in. (8.9 mm)	42289	1.5 PSF
38 Series ExpertFinish Lap - Smooth Finish	16 ft. (192 in.)(4.9 m)	5.84 in. (148 mm)	0.354 in. (8.9 mm)	41876	1.5 PSF
	16 ft. (192 in.)(4.9 m)	7.94 in. (199 mm)	0.354 in. (8.9 mm)	41900	1.5 PSF
190 Series Cedar Texture Trim	16 ft. (192 in.)(4.9 m)	2.50 in. (64 mm)	0.875 in. (14.6 mm)	41806	2 PSF
	16 ft. (192 in.)(4.9 m)	3.50 in. (89 mm)	0.875 in. (17.1 mm)	43307	2 PSF
440 Series Cedar Texture Trim	16 ft. (192 in.)(4.9 m)	5.50 in. (140 mm)	0.875 in. (17.1 mm)	43308	2 PSF
	16 ft. (192 in.)(4.9 m)	7.21 in. (183 mm)	0.875 in. (17.1 mm)	43298	2 PSF
	16 ft. (192 in.)(4.9 m)	9.21 in. (234 mm)	0.875 in. (17.1 mm)	43309	2 PSF
	16 ft. (192 in.)(4.9 m)	11.21 in. (285 mm)	0.875 in. (17.1 mm)	43310	2 PSF
540 Series Cedar Texture Trim	16 ft. (192 in.)(4.9 m)	1.50 in. (38 mm)	0.970 in. (24.6 mm)	41870	3 PSF
	16 ft. (192 in.)(4.9 m)	3.50 in. (89 mm)	0.970 in. (24.6 mm)	43304	3 PSF
	16 ft. (192 in.)(4.9 m)	5.50 in. (140 mm)	0.970 in. (24.6 mm)	43305	3 PSF
	16 ft. (192 in.)(4.9 m)	7.21 in. (183 mm)	0.970 in. (24.6 mm)	43306	3 PSF
	16 ft. (192 in.)(4.9 m)	9.21 in. (234 mm)	0.970 in. (24.6 mm)	43292	3 PSF
	16 ft. (192 in.)(4.9 m)	11.21 in. (285 mm)	0.970 in. (24.6 mm)	43293	3 PSF
38 Series Cedar Texture Shakes	4 ft. (48.56 in.)(1.2 m)	11.69 in. (297 mm)	0.354 in. (8.9 mm)	43386	2 PSF
38 Series 4' x 8' Cedar Texture Panel No Groove Shiplap	8 ft. (96 in.)(2.4 m)	48.56 in. (1234 mm)	0.354 in. (8.9 mm)	43382	2 PSF
38 Series 4' x 10' Cedar Texture Panel No Groove Shiplap	10 ft. (120 in.)(3 m)	48.56 in. (1234 mm)	0.354 in. (8.9 mm)	43290	2 PSF
38 Series Cedar Texture Vertical Siding	16 ft. (192 in.)(4.9 m)	15.94 in. (405 mm)	0.354 in. (8.9 mm)	43291	1.5 PSF
38 Series Cedar Texture 4' x 8' Soffit	8 ft. (96 in.)(2.4 m)	47.88 in. (1216 mm)	0.354 in. (8.9 mm)	43383	-
38 Series Cedar Texture 12' x 16' Closed Soffit	16 ft. (192 in.)(4.9 m)	11.94 in. (303 mm)	0.354 in. (8.9 mm)	43303	-
38 Series Cedar Texture 12' x 16' Vented Soffit	16 ft. (192 in.)(4.9 m)	11.94 in. (303 mm)	0.354 in. (8.9 mm)	43302	-
38 Series Cedar Texture 16' x 16' Closed Soffit	16 ft. (192 in.)(4.9 m)	15.94 in. (405 mm)	0.354 in. (8.9 mm)	43294	-
38 Series Cedar Texture 16' x 16' Vented Soffit	16 ft. (192 in.)(4.9 m)	15.94 in. (405 mm)	0.354 in. (8.9 mm)	43295	-
540 Series Cedar Texture Outside Corners	10 ft. (120 in.)(3 m)	3.50 in. (89 mm)	0.970 in. (24.6 mm)	43384	-
	10 ft. (120 in.)(3 m)	5.50 in. (140 mm)	0.970 in. (24.6 mm)	43385	-
Cedar Texture 7.25' x 7.25' J-Block	7.21 in. (183 mm)	7.21 in. (183 mm)	0.970 in. (24.6 mm)	41987	-
Cedar Texture 7.25' x 6.75' Mini Split	6.75 in. (171 mm)	7.21 in. (183 mm)	0.970 in. (24.6 mm)	42011	-
Touch-Up Kits	-	-	-	42058	-

See LPSmartSide.com for product details.

Please contact your local LP SmartSide sales representative for product availability. | Metric units are rounded. | PSF = Pounds Per Square Foot

Specifications: LP® SmartSide® ExpertFinish® Trim & Siding

TUNDRA GRAY

DESCRIPTION	LENGTH	ACTUAL WIDTH	THICKNESS	PID NUMBER	WEIGHT
38 Series ExpertFinish Lap - Cedar Texture	16 ft. (192 in.) (4,9 m)	5,84 in. (148 mm)	0,354 in. (8,9 mm)	41846	1,5 PSF
	16 ft. (192 in.) (4,9 m)	7,94 in. (199 mm)	0,354 in. (8,9 mm)	42300	1,5 PSF
38 Series ExpertFinish Lap - Smooth Finish	16 ft. (192 in.) (4,9 m)	5,84 in. (148 mm)	0,354 in. (8,9 mm)	41865	1,5 PSF
	16 ft. (192 in.) (4,9 m)	7,94 in. (199 mm)	0,354 in. (8,9 mm)	41901	1,5 PSF
190 Series Cedar Texture Trim	16 ft. (192 in.) (4,9 m)	2,50 in. (64 mm)	0,875 in. (14,6 mm)	41809	2 PSF
	16 ft. (192 in.) (4,9 m)	3,50 in. (89 mm)	0,875 in. (17,1 mm)	43326	2 PSF
440 Series Cedar Texture Trim	16 ft. (192 in.) (4,9 m)	5,50 in. (140 mm)	0,875 in. (17,1 mm)	43327	2 PSF
	16 ft. (192 in.) (4,9 m)	7,21 in. (183 mm)	0,875 in. (17,1 mm)	43319	2 PSF
540 Series Cedar Texture Trim	16 ft. (192 in.) (4,9 m)	9,21 in. (234 mm)	0,875 in. (17,1 mm)	43328	2 PSF
	16 ft. (192 in.) (4,9 m)	11,21 in. (285 mm)	0,875 in. (17,1 mm)	43329	2 PSF
38 Series Cedar Texture Shakes	16 ft. (192 in.) (4,9 m)	1,50 in. (38 mm)	0,970 in. (24,6 mm)	41873	3 PSF
	16 ft. (192 in.) (4,9 m)	3,50 in. (89 mm)	0,970 in. (24,6 mm)	43323	3 PSF
38 Series Cedar Texture Trim	16 ft. (192 in.) (4,9 m)	5,50 in. (140 mm)	0,970 in. (24,6 mm)	43324	3 PSF
	16 ft. (192 in.) (4,9 m)	7,21 in. (183 mm)	0,970 in. (24,6 mm)	43325	3 PSF
38 Series Cedar Texture Shakes	16 ft. (192 in.) (4,9 m)	9,21 in. (234 mm)	0,970 in. (24,6 mm)	43313	3 PSF
	16 ft. (192 in.) (4,9 m)	11,21 in. (285 mm)	0,970 in. (24,6 mm)	43314	3 PSF
38 Series Cedar Texture Shakes	4 ft. (48,56 in.) (1,2 m)	11,69 in. (297 mm)	0,354 in. (8,9 mm)	43369	2 PSF
38 Series 4 x 8' Cedar Texture Panel No Groove Shiplap	8 ft. (96 in.) (2,4 m)	48,56 in. (1,234 mm)	0,354 in. (8,9 mm)	43387	2 PSF
38 Series 4 x 10' Cedar Texture Panel No Groove Shiplap	10 ft. (120 in.) (3 m)	48,56 in. (1,234 mm)	0,354 in. (8,9 mm)	43311	2 PSF
38 Series Cedar Texture Vertical Siding	16 ft. (192 in.) (4,9 m)	15,94 in. (405 mm)	0,354 in. (8,9 mm)	43133	1,5 PSF
	8 ft. (96 in.) (2,4 m)	47,88 in. (1,216 mm)	0,354 in. (8,9 mm)	43388	-
38 Series Cedar Texture 4' x 8' Soffit	16 ft. (192 in.) (4,9 m)	15,94 in. (405 mm)	0,354 in. (8,9 mm)	43322	-
	16 ft. (192 in.) (4,9 m)	11,94 in. (303 mm)	0,354 in. (8,9 mm)	43321	-
38 Series Cedar Texture 16' x 16' Closed Soffit	16 ft. (192 in.) (4,9 m)	15,94 in. (405 mm)	0,354 in. (8,9 mm)	43316	-
	16 ft. (192 in.) (4,9 m)	15,94 in. (405 mm)	0,354 in. (8,9 mm)	43316	-
540 Series Cedar Texture Outside Corners	10 ft. (120 in.) (3 m)	3,50 in. (89 mm)	0,970 in. (24,6 mm)	43344	-
	10 ft. (120 in.) (3 m)	5,50 in. (140 mm)	0,970 in. (24,6 mm)	43345	-
Cedar Texture 7,25' x 7,25' J-Block	7,21 in. (183 mm)	7,21 in. (183 mm)	0,970 in. (24,6 mm)	41988	-
	6,75 in. (171 mm)	7,21 in. (183 mm)	0,970 in. (24,6 mm)	42004	-
Touch-Up Kits	-	-	-	42059	-

Specifications: LP® SmartSide® ExpertFinish® Trim & Siding

REDWOOD RED

DESCRIPTION	LENGTH	ACTUAL WIDTH	THICKNESS	PID NUMBER	WEIGHT
38 Series ExpertFinish Lap - Cedar Texture	16 ft. (192 in.) (4,9 m)	5,84 in. (148 mm)	0,354 in. (8,9 mm)	41840	1,5 PSF
	16 ft. (192 in.) (4,9 m)	7,94 in. (199 mm)	0,354 in. (8,9 mm)	42293	1,5 PSF
38 Series ExpertFinish Lap - Smooth Finish	16 ft. (192 in.) (4,9 m)	5,84 in. (148 mm)	0,354 in. (8,9 mm)	41874	1,5 PSF
	16 ft. (192 in.) (4,9 m)	7,94 in. (199 mm)	0,354 in. (8,9 mm)	41896	1,5 PSF
190 Series Cedar Texture Trim	16 ft. (192 in.) (4,9 m)	2,50 in. (64 mm)	0,875 in. (14,6 mm)	41804	2 PSF
	16 ft. (192 in.) (4,9 m)	3,50 in. (89 mm)	0,875 in. (17,1 mm)	43248	2 PSF
440 Series Cedar Texture Trim	16 ft. (192 in.) (4,9 m)	5,50 in. (140 mm)	0,875 in. (17,1 mm)	43249	2 PSF
	16 ft. (192 in.) (4,9 m)	7,21 in. (183 mm)	0,875 in. (17,1 mm)	43239	2 PSF
540 Series Cedar Texture Trim	16 ft. (192 in.) (4,9 m)	9,21 in. (234 mm)	0,875 in. (17,1 mm)	43250	2 PSF
	16 ft. (192 in.) (4,9 m)	11,21 in. (285 mm)	0,875 in. (17,1 mm)	43251	2 PSF
38 Series Cedar Texture Shakes	16 ft. (192 in.) (4,9 m)	1,50 in. (38 mm)	0,970 in. (24,6 mm)	41893	3 PSF
	16 ft. (192 in.) (4,9 m)	3,50 in. (89 mm)	0,970 in. (24,6 mm)	43245	3 PSF
38 Series Cedar Texture Trim	16 ft. (192 in.) (4,9 m)	5,50 in. (140 mm)	0,970 in. (24,6 mm)	43246	3 PSF
	16 ft. (192 in.) (4,9 m)	7,21 in. (183 mm)	0,970 in. (24,6 mm)	43247	3 PSF
38 Series Cedar Texture Trim	16 ft. (192 in.) (4,9 m)	9,21 in. (234 mm)	0,970 in. (24,6 mm)	43233	3 PSF
	16 ft. (192 in.) (4,9 m)	11,21 in. (285 mm)	0,970 in. (24,6 mm)	43234	3 PSF
38 Series Cedar Texture Shakes	4 ft. (48,56 in.) (1,2 m)	11,69 in. (297 mm)	0,354 in. (8,9 mm)	43373	2 PSF
38 Series 4 x 8' Cedar Texture Panel No Groove Shiplap	8 ft. (96 in.) (2,4 m)	48,56 in. (1,234 mm)	0,354 in. (8,9 mm)	43369	2 PSF
38 Series 4 x 10' Cedar Texture Panel No Groove Shiplap	10 ft. (120 in.) (3 m)	48,56 in. (1,234 mm)	0,354 in. (8,9 mm)	43331	2 PSF
38 Series Cedar Texture Vertical Siding	16 ft. (192 in.) (4,9 m)	15,94 in. (405 mm)	0,354 in. (8,9 mm)	43232	1,5 PSF
	8 ft. (96 in.) (2,4 m)	47,88 in. (1,216 mm)	0,354 in. (8,9 mm)	43370	-
38 Series Cedar Texture 4' x 8' Soffit	16 ft. (192 in.) (4,9 m)	15,94 in. (405 mm)	0,354 in. (8,9 mm)	43244	-
	16 ft. (192 in.) (4,9 m)	11,94 in. (303 mm)	0,354 in. (8,9 mm)	43243	-
38 Series Cedar Texture 16' x 16' Closed Soffit	16 ft. (192 in.) (4,9 m)	15,94 in. (405 mm)	0,354 in. (8,9 mm)	43235	-
	16 ft. (192 in.) (4,9 m)	15,94 in. (405 mm)	0,354 in. (8,9 mm)	43236	-
540 Series Cedar Texture Outside Corners	10 ft. (120 in.) (3 m)	3,50 in. (89 mm)	0,970 in. (24,6 mm)	43371	-
	10 ft. (120 in.) (3 m)	5,50 in. (140 mm)	0,970 in. (24,6 mm)	43372	-
Cedar Texture 7,25' x 7,25' J-Block	7,21 in. (183 mm)	7,21 in. (183 mm)	0,970 in. (24,6 mm)	41982	-
	6,75 in. (171 mm)	7,21 in. (183 mm)	0,970 in. (24,6 mm)	41997	-
Touch-Up Kits	-	-	-	42054	-

See LPSmartSide.com for product details.

Please contact your local LP SmartSide sales representative for product availability. | Metric units are rounded. | PSF = Pounds Per Square Foot

Specifications: LP® SmartSide® ExpertFinish® Trim & Siding

CAVERN STEEL

DESCRIPTION	LENGTH	ACTUAL WIDTH	THICKNESS	PID NUMBER	WEIGHT
38 Series ExpertFinish Lap - Cedar Texture	16 ft. (192 in.)(4,9 m)	5.84 in. (148 mm)	0.354 in. (8,9 mm)	41935	1,5 PSF
	16 ft. (192 in.)(4,9 m)	7.94 in. (199 mm)	0.354 in. (8,9 mm)	42301	1,5 PSF
38 Series ExpertFinish Lap - Smooth Finish	16 ft. (192 in.)(4,9 m)	5.84 in. (148 mm)	0.354 in. (8,9 mm)	41877	1,5 PSF
	16 ft. (192 in.)(4,9 m)	7.94 in. (199 mm)	0.354 in. (8,9 mm)	41882	1,5 PSF
190 Series Cedar Texture Trim	16 ft. (192 in.)(4,9 m)	2.50 in. (64 mm)	0.875 in. (14,6 mm)	41799	2 PSF
	16 ft. (192 in.)(4,9 m)	3.50 in. (89 mm)	0.875 in. (17,1 mm)	43147	2 PSF
440 Series Cedar Texture Trim	16 ft. (192 in.)(4,9 m)	5.50 in. (140 mm)	0.875 in. (17,1 mm)	43148	2 PSF
	16 ft. (192 in.)(4,9 m)	7.21 in. (183 mm)	0.875 in. (17,1 mm)	43140	2 PSF
	16 ft. (192 in.)(4,9 m)	9.21 in. (234 mm)	0.875 in. (17,1 mm)	43149	2 PSF
	16 ft. (192 in.)(4,9 m)	11.21 in. (285 mm)	0.875 in. (17,1 mm)	43150	2 PSF
540 Series Cedar Texture Trim	16 ft. (192 in.)(4,9 m)	1.50 in. (38 mm)	0.970 in. (24,6 mm)	41888	3 PSF
	16 ft. (192 in.)(4,9 m)	3.50 in. (89 mm)	0.970 in. (24,6 mm)	43144	3 PSF
	16 ft. (192 in.)(4,9 m)	5.50 in. (140 mm)	0.970 in. (24,6 mm)	43145	3 PSF
	16 ft. (192 in.)(4,9 m)	7.21 in. (183 mm)	0.970 in. (24,6 mm)	43146	3 PSF
38 Series Cedar Texture Shakes	16 ft. (192 in.)(4,9 m)	9.21 in. (234 mm)	0.970 in. (24,6 mm)	43134	3 PSF
	16 ft. (192 in.)(4,9 m)	11.21 in. (285 mm)	0.970 in. (24,6 mm)	43135	3 PSF
38 Series Cedar Texture Shakes	4 ft. (48,56 in.)(1,2 m)	11.69 in. (297 mm)	0.354 in. (8,9 mm)	43350	2 PSF
38 Series 4' x 8' Cedar Texture Panel No Groove Shiplap	8 ft. (96 in.)(2,4 m)	48.56 in. (1,234 mm)	0.354 in. (8,9 mm)	43348	2 PSF
38 Series 4' x 10' Cedar Texture Panel No Groove Shiplap	10 ft. (120 in.)(3 m)	48.56 in. (1,234 mm)	0.354 in. (8,9 mm)	43132	2 PSF
38 Series Cedar Texture Vertical Siding	16 ft. (192 in.)(4,9 m)	15.94 in. (405 mm)	0.354 in. (8,9 mm)	43312	1,5 PSF
38 Series Cedar Texture 4' x 8' Soffit	8 ft. (96 in.)(2,4 m)	47.28 in. (1,216 mm)	0.354 in. (8,9 mm)	43349	-
38 Series Cedar Texture 12' x 16' Closed Soffit	16 ft. (192 in.)(4,9 m)	11.94 in. (303 mm)	0.354 in. (8,9 mm)	43143	-
38 Series Cedar Texture 12' x 16' Vented Soffit	16 ft. (192 in.)(4,9 m)	11.94 in. (303 mm)	0.354 in. (8,9 mm)	43142	-
38 Series Cedar Texture 16' x 16' Closed Soffit	16 ft. (192 in.)(4,9 m)	15.94 in. (405 mm)	0.354 in. (8,9 mm)	43136	-
38 Series Cedar Texture 16' x 16' Vented Soffit	16 ft. (192 in.)(4,9 m)	15.94 in. (405 mm)	0.354 in. (8,9 mm)	43137	-
540 Series Cedar Texture Outside Corners	10 ft. (120 in.)(3 m)	3.50 in. (89 mm)	0.970 in. (24,6 mm)	43334	-
	10 ft. (120 in.)(3 m)	5.50 in. (140 mm)	0.970 in. (24,6 mm)	43335	-
Cedar Texture 7.25' x 7.25' J-Block	7.21 in. (183 mm)	7.21 in. (183 mm)	0.970 in. (24,6 mm)	41976	-
Cedar Texture 7.25' x 6.75' Mini Split	6.75 in. (171 mm)	7.21 in. (183 mm)	0.970 in. (24,6 mm)	41991	-
Touch-Up Kits	-	-	-	42048	-

Specifications: LP® SmartSide® ExpertFinish® Trim & Siding

SUMMIT BLUE

DESCRIPTION	LENGTH	ACTUAL WIDTH	THICKNESS	PID NUMBER	WEIGHT
38 Series ExpertFinish Lap - Cedar Texture	16 ft. (192 in.)(4,9 m)	5.84 in. (148 mm)	0.354 in. (8,9 mm)	41844	1,5 PSF
	16 ft. (192 in.)(4,9 m)	7.94 in. (199 mm)	0.354 in. (8,9 mm)	42273	1,5 PSF
38 Series ExpertFinish Lap - Smooth Finish	16 ft. (192 in.)(4,9 m)	5.84 in. (148 mm)	0.354 in. (8,9 mm)	41864	1,5 PSF
	16 ft. (192 in.)(4,9 m)	7.94 in. (199 mm)	0.354 in. (8,9 mm)	41899	1,5 PSF
190 Series Cedar Texture Trim	16 ft. (192 in.)(4,9 m)	2.50 in. (64 mm)	0.875 in. (14,6 mm)	41807	2 PSF
	16 ft. (192 in.)(4,9 m)	3.50 in. (89 mm)	0.875 in. (17,1 mm)	43286	2 PSF
440 Series Cedar Texture Trim	16 ft. (192 in.)(4,9 m)	5.50 in. (140 mm)	0.875 in. (17,1 mm)	43287	2 PSF
	16 ft. (192 in.)(4,9 m)	7.21 in. (183 mm)	0.875 in. (17,1 mm)	43279	2 PSF
	16 ft. (192 in.)(4,9 m)	9.21 in. (234 mm)	0.875 in. (17,1 mm)	43288	2 PSF
	16 ft. (192 in.)(4,9 m)	11.21 in. (285 mm)	0.875 in. (17,1 mm)	43289	2 PSF
540 Series Cedar Texture Trim	16 ft. (192 in.)(4,9 m)	1.50 in. (38 mm)	0.970 in. (24,6 mm)	41919	3 PSF
	16 ft. (192 in.)(4,9 m)	3.50 in. (89 mm)	0.970 in. (24,6 mm)	43283	3 PSF
	16 ft. (192 in.)(4,9 m)	5.50 in. (140 mm)	0.970 in. (24,6 mm)	43284	3 PSF
	16 ft. (192 in.)(4,9 m)	7.21 in. (183 mm)	0.970 in. (24,6 mm)	43285	3 PSF
38 Series Cedar Texture Shakes	16 ft. (192 in.)(4,9 m)	9.21 in. (234 mm)	0.970 in. (24,6 mm)	43273	3 PSF
	16 ft. (192 in.)(4,9 m)	11.21 in. (285 mm)	0.970 in. (24,6 mm)	43274	3 PSF
38 Series Cedar Texture Shakes	4 ft. (48,56 in.)(1,2 m)	11.69 in. (297 mm)	0.354 in. (8,9 mm)	43381	2 PSF
38 Series 4' x 8' Cedar Texture Panel No Groove Shiplap	8 ft. (96 in.)(2,4 m)	48.56 in. (1,234 mm)	0.354 in. (8,9 mm)	43379	2 PSF
38 Series 4' x 10' Cedar Texture Panel No Groove Shiplap	10 ft. (120 in.)(3 m)	48.56 in. (1,234 mm)	0.354 in. (8,9 mm)	43340	2 PSF
38 Series Cedar Texture Vertical Siding	16 ft. (192 in.)(4,9 m)	15.94 in. (405 mm)	0.354 in. (8,9 mm)	43341	1,5 PSF
38 Series Cedar Texture 4' x 8' Soffit	8 ft. (96 in.)(2,4 m)	47.28 in. (1,216 mm)	0.354 in. (8,9 mm)	43380	-
38 Series Cedar Texture 12' x 16' Closed Soffit	16 ft. (192 in.)(4,9 m)	11.94 in. (303 mm)	0.354 in. (8,9 mm)	43382	-
38 Series Cedar Texture 12' x 16' Vented Soffit	16 ft. (192 in.)(4,9 m)	11.94 in. (303 mm)	0.354 in. (8,9 mm)	43281	-
38 Series Cedar Texture 16' x 16' Closed Soffit	16 ft. (192 in.)(4,9 m)	15.94 in. (405 mm)	0.354 in. (8,9 mm)	43275	-
38 Series Cedar Texture 16' x 16' Vented Soffit	16 ft. (192 in.)(4,9 m)	15.94 in. (405 mm)	0.354 in. (8,9 mm)	43276	-
540 Series Cedar Texture Outside Corners	10 ft. (120 in.)(3 m)	3.50 in. (89 mm)	0.970 in. (24,6 mm)	43342	-
	10 ft. (120 in.)(3 m)	5.50 in. (140 mm)	0.970 in. (24,6 mm)	43343	-
Cedar Texture 7.25' x 7.25' J-Block	7.21 in. (183 mm)	7.21 in. (183 mm)	0.970 in. (24,6 mm)	41988	-
Cedar Texture 7.25' x 6.75' Mini Split	6.75 in. (171 mm)	7.21 in. (183 mm)	0.970 in. (24,6 mm)	42000	-
Touch-Up Kits	-	-	-	42057	-

See LPSmartSide.com for product details.

Please contact your local LP SmartSide sales representative for product availability. | Metric units are rounded. | PSF = Pounds Per Square Foot

Specifications: LP® SmartSide® ExpertFinish® Trim & Siding

ABYSS BLACK

DESCRIPTION	LENGTH	ACTUAL WIDTH	THICKNESS	PID NUMBER	WEIGHT
38 Series ExpertFinish Lap - Cedar Texture	16 ft. (192 in./4,9 m)	5.84 in. (148 mm)	0.354 in. (8,9 mm)	41774	1,5 PSF
	16 ft. (192 in./4,9 m)	7.94 in. (199 mm)	0.354 in. (8,9 mm)	42279	1,5 PSF
38 Series ExpertFinish Lap - Smooth Finish	16 ft. (192 in./4,9 m)	5.84 in. (148 mm)	0.354 in. (8,9 mm)	41759	1,5 PSF
	16 ft. (192 in./4,9 m)	7.94 in. (199 mm)	0.354 in. (8,9 mm)	41768	1,5 PSF
190 Series Cedar Texture Trim	16 ft. (192 in./4,9 m)	2.50 in. (64 mm)	0.675 in. (14,6 mm)	41797	2 PSF
	16 ft. (192 in./4,9 m)	3.50 in. (89 mm)	0.675 in. (17,1 mm)	42327	2 PSF
440 Series Cedar Texture Trim	16 ft. (192 in./4,9 m)	5.50 in. (140 mm)	0.675 in. (17,1 mm)	42331	2 PSF
	16 ft. (192 in./4,9 m)	7.21 in. (183 mm)	0.675 in. (17,1 mm)	41763	2 PSF
440 Series Smooth Finish Trim	16 ft. (192 in./4,9 m)	5.50 in. (140 mm)	0.675 in. (17,1 mm)	41752	2 PSF
	16 ft. (192 in./4,9 m)	7.21 in. (183 mm)	0.675 in. (17,1 mm)	41753	2 PSF
540 Series Cedar Texture Shakes	16 ft. (192 in./4,9 m)	11.21 in. (285 mm)	0.675 in. (17,1 mm)	41764	2 PSF
	16 ft. (192 in./4,9 m)	11.21 in. (285 mm)	0.675 in. (17,1 mm)	41749	2 PSF
38 Series Cedar Texture Shakes	16 ft. (192 in./4,9 m)	1.50 in. (38 mm)	0.670 in. (17,1 mm)	41788	3 PSF
	16 ft. (192 in./4,9 m)	3.50 in. (89 mm)	0.670 in. (17,1 mm)	42315	3 PSF
38 Series 4' x 8' Cedar Texture Panel No Groove Shiplap	16 ft. (192 in./4,9 m)	5.50 in. (140 mm)	0.670 in. (17,1 mm)	42319	3 PSF
	16 ft. (192 in./4,9 m)	7.21 in. (183 mm)	0.670 in. (17,1 mm)	42323	3 PSF
38 Series 4' x 10' Cedar Texture Panel No Groove Shiplap	16 ft. (192 in./4,9 m)	9.21 in. (234 mm)	0.670 in. (17,1 mm)	41761	3 PSF
	16 ft. (192 in./4,9 m)	11.21 in. (285 mm)	0.670 in. (17,1 mm)	41760	3 PSF
38 Series Cedar Texture 4' x 8' Soffit	16 ft. (192 in./4,9 m)	11.21 in. (285 mm)	0.670 in. (17,1 mm)	41760	3 PSF
	16 ft. (192 in./4,9 m)	11.21 in. (285 mm)	0.670 in. (17,1 mm)	41760	3 PSF
38 Series Cedar Texture 12' x 16' Closed Soffit	16 ft. (192 in./4,9 m)	3.50 in. (89 mm)	0.670 in. (17,1 mm)	41931	3 PSF
	16 ft. (192 in./4,9 m)	5.50 in. (140 mm)	0.670 in. (17,1 mm)	41757	3 PSF
38 Series Cedar Texture 12' x 16' Vented Soffit	16 ft. (192 in./4,9 m)	3.50 in. (89 mm)	0.670 in. (17,1 mm)	41756	3 PSF
	16 ft. (192 in./4,9 m)	5.50 in. (140 mm)	0.670 in. (17,1 mm)	41756	3 PSF
38 Series Cedar Texture 16' x 16' Closed Soffit	16 ft. (192 in./4,9 m)	11.21 in. (285 mm)	0.670 in. (17,1 mm)	41754	3 PSF
	16 ft. (192 in./4,9 m)	11.21 in. (285 mm)	0.670 in. (17,1 mm)	41754	3 PSF
38 Series Cedar Texture 16' x 16' Vented Soffit	16 ft. (192 in./4,9 m)	11.21 in. (285 mm)	0.670 in. (17,1 mm)	41754	3 PSF
	16 ft. (192 in./4,9 m)	11.21 in. (285 mm)	0.670 in. (17,1 mm)	41754	3 PSF
540 Series Cedar Texture Outside Corners	4 ft. (48.56 in./1,2 m)	11.69 in. (297 mm)	0.354 in. (8,9 mm)	42097	2 PSF
	8 ft. (96 in./2,4 m)	48.56 in. (1,234 mm)	0.354 in. (8,9 mm)	41933	2 PSF
Cedar Texture 7.25' x 7.25' J-Block	10 ft. (120 in./3 m)	7.21 in. (183 mm)	0.670 in. (17,1 mm)	41966	-
	6.75 in. (171 mm)	7.21 in. (183 mm)	0.670 in. (17,1 mm)	41966	-
Cedar Texture 7.25' x 6.75' Mini Split	6.75 in. (171 mm)	7.21 in. (183 mm)	0.670 in. (17,1 mm)	41989	-
	6.75 in. (171 mm)	7.21 in. (183 mm)	0.670 in. (17,1 mm)	41989	-
Touch-Up Kits	-	-	-	42045	-
	-	-	-	42045	-

Please contact your local LP SmartSide sales representative for product availability. | Metric units are rounded. | PSF = Pounds Per Square Foot.

Specifications: LP® SmartSide® ExpertFinish® Trim & Siding

RAPIDS BLUE

DESCRIPTION	LENGTH	ACTUAL WIDTH	THICKNESS	PID NUMBER	WEIGHT
38 Series ExpertFinish Lap - Cedar Texture	16 ft. (192 in./4,9 m)	5.84 in. (148 mm)	0.354 in. (8,9 mm)	41839	1,5 PSF
	16 ft. (192 in./4,9 m)	7.94 in. (199 mm)	0.354 in. (8,9 mm)	42287	1,5 PSF
38 Series ExpertFinish Lap - Smooth Finish	16 ft. (192 in./4,9 m)	5.84 in. (148 mm)	0.354 in. (8,9 mm)	41863	1,5 PSF
	16 ft. (192 in./4,9 m)	7.94 in. (199 mm)	0.354 in. (8,9 mm)	41895	1,5 PSF
190 Series Cedar Texture Trim	16 ft. (192 in./4,9 m)	2.50 in. (64 mm)	0.675 in. (14,6 mm)	41803	2 PSF
	16 ft. (192 in./4,9 m)	3.50 in. (89 mm)	0.675 in. (17,1 mm)	43227	2 PSF
440 Series Cedar Texture Trim	16 ft. (192 in./4,9 m)	5.50 in. (140 mm)	0.675 in. (17,1 mm)	43228	2 PSF
	16 ft. (192 in./4,9 m)	7.21 in. (183 mm)	0.675 in. (17,1 mm)	43220	2 PSF
440 Series Smooth Finish Trim	16 ft. (192 in./4,9 m)	5.50 in. (140 mm)	0.675 in. (17,1 mm)	43229	2 PSF
	16 ft. (192 in./4,9 m)	7.21 in. (183 mm)	0.675 in. (17,1 mm)	43220	2 PSF
540 Series Cedar Texture Shakes	16 ft. (192 in./4,9 m)	11.21 in. (285 mm)	0.675 in. (17,1 mm)	43210	3 PSF
	16 ft. (192 in./4,9 m)	11.21 in. (285 mm)	0.670 in. (17,1 mm)	43215	3 PSF
38 Series Cedar Texture Shakes	16 ft. (192 in./4,9 m)	1.50 in. (38 mm)	0.670 in. (17,1 mm)	43368	2 PSF
	16 ft. (192 in./4,9 m)	3.50 in. (89 mm)	0.670 in. (17,1 mm)	43366	2 PSF
38 Series 4' x 8' Cedar Texture Panel No Groove Shiplap	16 ft. (192 in./4,9 m)	5.50 in. (140 mm)	0.670 in. (17,1 mm)	43338	2 PSF
	16 ft. (192 in./4,9 m)	7.21 in. (183 mm)	0.670 in. (17,1 mm)	43337	1,5 PSF
38 Series 4' x 10' Cedar Texture Panel No Groove Shiplap	16 ft. (192 in./4,9 m)	9.21 in. (234 mm)	0.670 in. (17,1 mm)	43367	-
	16 ft. (192 in./4,9 m)	11.21 in. (285 mm)	0.670 in. (17,1 mm)	43367	-
38 Series Cedar Texture 4' x 8' Soffit	16 ft. (192 in./4,9 m)	11.21 in. (285 mm)	0.670 in. (17,1 mm)	43216	-
	16 ft. (192 in./4,9 m)	11.21 in. (285 mm)	0.670 in. (17,1 mm)	43217	-
38 Series Cedar Texture 12' x 16' Closed Soffit	16 ft. (192 in./4,9 m)	3.50 in. (89 mm)	0.670 in. (17,1 mm)	43338	-
	16 ft. (192 in./4,9 m)	5.50 in. (140 mm)	0.670 in. (17,1 mm)	43339	-
38 Series Cedar Texture 12' x 16' Vented Soffit	16 ft. (192 in./4,9 m)	3.50 in. (89 mm)	0.670 in. (17,1 mm)	43338	-
	16 ft. (192 in./4,9 m)	5.50 in. (140 mm)	0.670 in. (17,1 mm)	43339	-
38 Series Cedar Texture 16' x 16' Closed Soffit	16 ft. (192 in./4,9 m)	11.21 in. (285 mm)	0.670 in. (17,1 mm)	41981	-
	16 ft. (192 in./4,9 m)	11.21 in. (285 mm)	0.670 in. (17,1 mm)	41966	-
38 Series Cedar Texture 16' x 16' Vented Soffit	16 ft. (192 in./4,9 m)	11.21 in. (285 mm)	0.670 in. (17,1 mm)	41966	-
	16 ft. (192 in./4,9 m)	11.21 in. (285 mm)	0.670 in. (17,1 mm)	41966	-
540 Series Cedar Texture Outside Corners	4 ft. (48.56 in./1,2 m)	11.69 in. (297 mm)	0.354 in. (8,9 mm)	42053	-
	8 ft. (96 in./2,4 m)	48.56 in. (1,234 mm)	0.354 in. (8,9 mm)	42053	-
Cedar Texture 7.25' x 7.25' J-Block	10 ft. (120 in./3 m)	7.21 in. (183 mm)	0.670 in. (17,1 mm)	41966	-
	6.75 in. (171 mm)	7.21 in. (183 mm)	0.670 in. (17,1 mm)	41966	-
Cedar Texture 7.25' x 6.75' Mini Split	6.75 in. (171 mm)	7.21 in. (183 mm)	0.670 in. (17,1 mm)	41989	-
	6.75 in. (171 mm)	7.21 in. (183 mm)	0.670 in. (17,1 mm)	41989	-
Touch-Up Kits	-	-	-	42053	-
	-	-	-	42053	-

See LPSmartSide.com for product details.

Specifications: LP® SmartSide® Lap Siding

CEDAR TEXTURE LAP

THE BOLD LOOK OF CEDAR WITHOUT MANY OF THE WORRIES

- One of the most durable lap siding options on the market today
- 16' length can result in faster installation
- May create fewer seams than traditional 12' siding
- Pre-primed for exceptional paint adhesion
- Self-aligning SmartLock™ option eliminates the need to measure and set lap reveal; eliminating this step in the process is likely to speed up the installation process
- APA-certified lap siding
- Treated engineered wood strand substrate



Cedar Texture

SMOOTH FINISH LAP

SMOOTH APPEARANCE, ADVANCED DURABILITY OF ENGINEERED WOOD

- Holds up in extreme weather, including moisture, hail, freeze/thaw cycles, and up to 200 mph wind gusts
- Treated with the SmartGuard® process for superior protection against the weather, fungal decay and termites
- 16' length can result in faster installation and fewer seams
- Pre-primed for exceptional paint adhesion
- Backed by an industry-leading 5/50-year limited warranty
- APA-certified lap siding
- Treated engineered wood strand substrate



Smooth Finish

38 SERIES CEDAR TEXTURE LAP



76 SERIES CEDAR TEXTURE LAP



76 SERIES SMARTLOCK CEDAR TEXTURE LAP



DESCRIPTION	LENGTH	ACTUAL WIDTH	THICKNESS	PID NUMBER	WEIGHT
38 Series Cedar Texture Lap	12 ft. (44 in./3.7 m) 16 ft. (192 in./4.9 m)	7.84 in. (199 mm) 5.84 in. (148 mm)	0.354 in. (8.9 mm) 0.354 in. (8.9 mm)	28869 25796	1.5 PSF 1.5 PSF
76 Series Cedar Texture Lap	16 ft. (192 in./4.9 m) 16 ft. (192 in./4.9 m)	6.84 in. (174 mm) 7.84 in. (199 mm)	0.354 in. (8.9 mm) 0.354 in. (8.9 mm)	40610 25797	1.5 PSF 1.5 PSF
76 Series Cedar Texture Lap	16 ft. (192 in./4.9 m) 16 ft. (192 in./4.9 m)	11.84 in. (301 mm) 5.84 in. (148 mm)	0.354 in. (8.9 mm) 0.418 in. (10.6 mm)	25799 (Discontinued)	1.5 PSF 1.5 PSF
76 Series SmartLock Cedar Texture Lap	16 ft. (192 in./4.9 m) 16 ft. (192 in./4.9 m)	7.84 in. (199 mm) 11.84 in. (301 mm)	0.418 in. (10.6 mm) 0.418 in. (10.6 mm)	25786 25787	1.5 PSF 1.5 PSF
76 Series SmartLock Cedar Texture Lap	16 ft. (192 in./4.9 m)	7.84 in. (199 mm)	0.418 in. (10.6 mm)	30317	1.5 PSF

38 SERIES SMOOTH FINISH LAP



DESCRIPTION	LENGTH	ACTUAL WIDTH	THICKNESS	PID NUMBER	WEIGHT
38 Series Smooth Finish Lap	16 ft. (192 in./4.9 m) 16 ft. (192 in./4.9 m) 16 ft. (192 in./4.9 m)	5.84 in. (148 mm) 7.84 in. (199 mm) 11.84 in. (301 mm)	0.354 in. (8.9 mm) 0.354 in. (8.9 mm) 0.354 in. (8.9 mm)	41338 41339 41340	1.5 PSF 1.5 PSF 1.5 PSF

See LPSmartSide.com for product details.

Please contact your local LP SmartSide sales representative for product availability. | Metric units are rounded. | PSF = Pounds Per Square Foot

See LPSmartSide.com for product details.

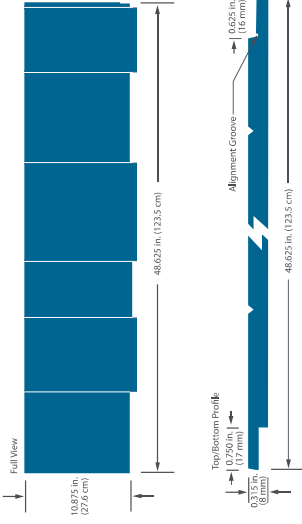
Please contact your local LP SmartSide sales representative for product availability. | Metric units are rounded. | PSF = Pounds Per Square Foot

Specifications: LP® SmartSide® Shakes

CEDAR TEXTURE SHAKES

- THE LUXURIOUS APPEAL OF CEDAR**
- The look of traditional cedar with easier maintenance over time
 - Staggered edges offer a lively, textured effect
 - Can be used on all exterior walls or as a decorative accent
 - Ship lap ends for seamless appearance
 - Reversible staggered or straight edge offers exceptional design versatility
 - Treated engineered wood strand substrate

38 SERIES CEDAR TEXTURE SHAKES



Specifications: LP® SmartSide® Lap Siding Coverage

Lap Siding 12' Length		Lap Siding 16' Length			
Area (sq. ft.)	Reveal (size)	4'-7/8" (6')	5'-7/8" (7')	6'-7/8" (8')	10'-7/8" (12')
100	15 pcs.	16 pcs.	13 pcs.	11 pcs.	7 pcs.
200	30 pcs.	31 pcs.	26 pcs.	22 pcs.	14 pcs.
300	44 pcs.	47 pcs.	39 pcs.	33 pcs.	21 pcs.
400	59 pcs.	62 pcs.	52 pcs.	44 pcs.	28 pcs.
500	73 pcs.	77 pcs.	64 pcs.	55 pcs.	35 pcs.
600	88 pcs.	93 pcs.	77 pcs.	66 pcs.	42 pcs.
700	102 pcs.	108 pcs.	90 pcs.	77 pcs.	49 pcs.
800	117 pcs.	124 pcs.	103 pcs.	88 pcs.	56 pcs.
900	131 pcs.	139 pcs.	115 pcs.	99 pcs.	63 pcs.
1000	146 pcs.	154 pcs.	128 pcs.	110 pcs.	69 pcs.
1500	219 pcs.	231 pcs.	192 pcs.	164 pcs.	104 pcs.
2000	291 pcs.	308 pcs.	256 pcs.	219 pcs.	138 pcs.
2500	364 pcs.	385 pcs.	320 pcs.	273 pcs.	173 pcs.
3000	437 pcs.	462 pcs.	383 pcs.	328 pcs.	207 pcs.
3500	510 pcs.	539 pcs.	447 pcs.	382 pcs.	242 pcs.
4000	582 pcs.	616 pcs.	511 pcs.	437 pcs.	276 pcs.
4500	655 pcs.	693 pcs.	575 pcs.	491 pcs.	311 pcs.
5000	728 pcs.	770 pcs.	639 pcs.	546 pcs.	345 pcs.


Specifications: LP® SmartSide® Cedar Texture Shakes Coverage

Cedar Texture Shakes 4' Length		Cedar Texture Shakes 6' Length	
Area (sq. ft.)	Reveal (size)	6'-7/8" (12')	9'-7/8" (12')
100	44 pcs.	31 pcs.	31 pcs.
200	88 pcs.	61 pcs.	61 pcs.
300	131 pcs.	92 pcs.	92 pcs.
400	175 pcs.	122 pcs.	122 pcs.
500	219 pcs.	152 pcs.	152 pcs.
600	262 pcs.	183 pcs.	183 pcs.
700	306 pcs.	213 pcs.	213 pcs.
800	350 pcs.	244 pcs.	244 pcs.
900	393 pcs.	274 pcs.	274 pcs.
1000	437 pcs.	304 pcs.	304 pcs.
1500	655 pcs.	456 pcs.	456 pcs.
2000	873 pcs.	608 pcs.	608 pcs.
2500	1091 pcs.	760 pcs.	760 pcs.
3000	1310 pcs.	912 pcs.	912 pcs.
3500	1528 pcs.	1064 pcs.	1064 pcs.
4000	1746 pcs.	1216 pcs.	1216 pcs.
4500	1964 pcs.	1368 pcs.	1368 pcs.
5000	2182 pcs.	1519 pcs.	1519 pcs.

Disclaimer: The above Tables do not account for waste factors. Remember to include your expected jobsite waste. It is up to the purchaser to determine the appropriate waste factor to add to the material estimate. LP takes no responsibility for estimates, including overages or underage of material based on the above Coverage Chart. Cedar texture shakes offer more options for the designer and craftsman. We've included coverage for the minimum shake reveal of 6'-7/8" and the maximum shake reveal of 9'-7/8".



Staggered



Straight

DESCRIPTION	LENGTH	ACTUAL WIDTH	THICKNESS	PIB NUMBER	WEIGHT
38 Series Cedar Texture Shakes	4ft. (48.63 in./1233.5 cm)	11.625 in. (295 mm)	0.354 in. (8.9 mm)	42092	2 PSF

Specifications: LP® SmartSide® Panel Siding

PANEL SIDING

RATED FOR STRUCTURAL USE BY APA®

- Shiplap edges with advanced bead system for easier alignment
- Pre-primed for exceptional paint adhesion
- Significantly lighter than comparable fiber cement panel
- Strong enough to be nailed directly to stud, making additional sheathing unnecessary in many applications
- Eliminates need for additional bracing on load-bearing walls
- Ideal exterior for homes in areas of high winds or seismic activity
- Treated engineered wood strand substrate



Smooth Finish

Cedar Texture

38 SERIES CEDAR TEXTURE — NO GROOVE DUAL USE SIDING AND SOFFIT PANEL



GROOVE DETAIL



38 SERIES SMOOTH FINISH — NO GROOVE



38 SERIES CEDAR TEXTURE PANEL 8" O.C.



38 SERIES CEDAR TEXTURE PANEL — NO GROOVE



76 SERIES CEDAR TEXTURE PANEL 4" & 8" O.C.



76 SERIES CEDAR TEXTURE PANEL — NO GROOVE



190 SERIES CEDAR TEXTURE PANEL 8" O.C.



190 SERIES CEDAR TEXTURE PANEL — NO GROOVE



DESCRIPTION	LENGTH	GROOVE	GROOVE WIDTH	ACTUAL WIDTH	THICKNESS	PID NUMBER	WEIGHT
38 Series Cedar Texture Panel 8" o.c.	6 ft. (72 in.)(2,130 mm)	8 in. o.c.	3/8 in. (10 mm)	48.56 in. (1,234 mm)	0.354 in. (8.9 mm)	27805	1.6 PSF
38 Series Cedar Texture Panel No Groove	7 ft. (84 in.)(2,540 mm)	8 in. o.c.	3/8 in. (10 mm)	48.56 in. (1,234 mm)	0.354 in. (8.9 mm)	27808	1.6 PSF
38 Series Cedar Texture Panel No Groove	8 ft. (96 in.)(2,927 mm)	8 in. o.c.	3/8 in. (10 mm)	48.56 in. (1,234 mm)	0.354 in. (8.9 mm)	25840	1.6 PSF
38 Series Cedar Texture Panel No Groove	9 ft. (108 in.)(3,277 mm)	8 in. o.c.	3/8 in. (10 mm)	48.56 in. (1,234 mm)	0.354 in. (8.9 mm)	25843	1.6 PSF
38 Series Cedar Texture Panel No Groove	10 ft. (120 in.)(3,658 mm)	8 in. o.c.	3/8 in. (10 mm)	48.56 in. (1,234 mm)	0.354 in. (8.9 mm)	25844	1.6 PSF
38 Series Cedar Texture Panel No Groove	12 ft. (144 in.)(4,367 mm)	8 in. o.c.	3/8 in. (10 mm)	48.56 in. (1,234 mm)	0.354 in. (8.9 mm)	25845	1.6 PSF
38 Series Cedar Texture Panel No Groove	8 ft. (96 in.)(2,438 mm)	No Groove	N/A	48.56 in. (1,234 mm)	0.354 in. (8.9 mm)	25895 *	1.6 PSF
38 Series Cedar Texture Panel No Groove	9 ft. (108 in.)(2,778 mm)	No Groove	N/A	48.56 in. (1,234 mm)	0.354 in. (8.9 mm)	29189 *	1.6 PSF
38 Series Cedar Texture Panel No Groove	10 ft. (120 in.)(3,048 mm)	No Groove	N/A	48.56 in. (1,234 mm)	0.354 in. (8.9 mm)	25825 *	1.6 PSF
38 Series Smooth Finish Panel No Groove	8 ft. (96 in.)(2,438 mm)	No Groove	N/A	47.28 in. (1,216 mm)	0.354 in. (8.9 mm)	43088	1.6 PSF
38 Series Cedar Texture Panel No Groove	8 ft. (96 in.)(2,438 mm)	No Groove	N/A	47.28 in. (1,216 mm)	0.354 in. (8.9 mm)	41044	1.6 PSF
76 Series Cedar Texture Panel 4" and 8" o.c.	8 ft. (96 in.)(2,438 mm)	4 in. o.c.	3/8 in. (10 mm)	48.56 in. (1,234 mm)	0.418 in. (10.6 mm)	25831	1.6 PSF
76 Series Cedar Texture Panel 4" and 8" o.c.	9 ft. (108 in.)(2,778 mm)	4 in. o.c.	3/8 in. (10 mm)	48.56 in. (1,234 mm)	0.418 in. (10.6 mm)	25832 *	1.6 PSF
76 Series Cedar Texture Panel 4" and 8" o.c.	10 ft. (120 in.)(3,048 mm)	4 in. o.c.	3/8 in. (10 mm)	48.56 in. (1,234 mm)	0.418 in. (10.6 mm)	25833 *	1.6 PSF
76 Series Cedar Texture Panel 4" and 8" o.c.	8 ft. (96 in.)(2,438 mm)	8 in. o.c.	3/8 in. (10 mm)	48.56 in. (1,234 mm)	0.418 in. (10.6 mm)	25848	1.6 PSF
76 Series Cedar Texture Panel 4" and 8" o.c.	9 ft. (108 in.)(2,778 mm)	8 in. o.c.	3/8 in. (10 mm)	48.56 in. (1,234 mm)	0.418 in. (10.6 mm)	25850	1.6 PSF
76 Series Cedar Texture Panel 4" and 8" o.c.	10 ft. (120 in.)(3,048 mm)	8 in. o.c.	3/8 in. (10 mm)	48.56 in. (1,234 mm)	0.418 in. (10.6 mm)	25851	1.6 PSF
76 Series Cedar Texture Panel No Groove	8 ft. (96 in.)(2,438 mm)	No Groove	N/A	48.56 in. (1,234 mm)	0.418 in. (10.6 mm)	25856	1.6 PSF
76 Series Cedar Texture Panel No Groove	9 ft. (108 in.)(2,778 mm)	No Groove	N/A	48.56 in. (1,234 mm)	0.418 in. (10.6 mm)	25857	1.6 PSF
76 Series Cedar Texture Panel No Groove	10 ft. (120 in.)(3,048 mm)	No Groove	N/A	48.56 in. (1,234 mm)	0.418 in. (10.6 mm)	25858	1.6 PSF
190 Series Cedar Texture 8" o.c.	8 ft. (96 in.)(2,438 mm)	8 in. o.c.	3/8 in. (10 mm)	48.56 in. (1,234 mm)	0.578 in. (14.6 mm)	25852	2 PSF
190 Series Cedar Texture 8" o.c.	9 ft. (108 in.)(2,778 mm)	8 in. o.c.	3/8 in. (10 mm)	48.56 in. (1,234 mm)	0.578 in. (14.6 mm)	25853 *	2 PSF
190 Series Cedar Texture 8" o.c.	10 ft. (120 in.)(3,048 mm)	8 in. o.c.	3/8 in. (10 mm)	48.56 in. (1,234 mm)	0.578 in. (14.6 mm)	25854 *	2 PSF
190 Series Cedar Texture Panel No Groove	8 ft. (96 in.)(2,438 mm)	No Groove	N/A	48.56 in. (1,234 mm)	0.578 in. (14.6 mm)	25859 *	2 PSF
190 Series Cedar Texture Panel No Groove	9 ft. (108 in.)(2,778 mm)	No Groove	N/A	48.56 in. (1,234 mm)	0.578 in. (14.6 mm)	25860 *	2 PSF
190 Series Cedar Texture Panel No Groove	10 ft. (120 in.)(3,048 mm)	No Groove	N/A	48.56 in. (1,234 mm)	0.578 in. (14.6 mm)	25861 *	2 PSF

See LPSmartSide.com for product details. Please contact your local LP SmartSide sales representative for product availability. | Metric units are rounded. | PSF = Pounds Per Square Foot

*Special order item. Requires minimum quantity and extended lead times. | Metric units are rounded. | PSF = Pounds Per Square Foot

Specifications: LP® SmartSide® Panel and Vertical Siding Coverage

Panel Siding	Reveal (size)			
	4' x 8'	4' x 9'	4' x 10'	4' x 12'
Area (sq. ft.)				
100	4 pcs.	3 pcs.	3 pcs.	3 pcs.
200	7 pcs.	6 pcs.	5 pcs.	5 pcs.
300	10 pcs.	9 pcs.	8 pcs.	7 pcs.
400	13 pcs.	12 pcs.	10 pcs.	9 pcs.
500	16 pcs.	14 pcs.	13 pcs.	11 pcs.
600	19 pcs.	17 pcs.	15 pcs.	13 pcs.
700	22 pcs.	20 pcs.	18 pcs.	15 pcs.
800	25 pcs.	23 pcs.	20 pcs.	17 pcs.
900	29 pcs.	25 pcs.	23 pcs.	19 pcs.
1000	32 pcs.	28 pcs.	25 pcs.	21 pcs.
1500	47 pcs.	42 pcs.	38 pcs.	32 pcs.
2000	63 pcs.	56 pcs.	50 pcs.	42 pcs.
2500	79 pcs.	70 pcs.	63 pcs.	53 pcs.
3000	94 pcs.	84 pcs.	75 pcs.	63 pcs.
3500	110 pcs.	98 pcs.	88 pcs.	73 pcs.
4000	125 pcs.	112 pcs.	100 pcs.	84 pcs.
4500	141 pcs.	125 pcs.	113 pcs.	94 pcs.
5000	157 pcs.	139 pcs.	125 pcs.	105 pcs.

Vertical Siding	Reveal (size)
Area (sq. ft.)	15'-45/16" (16")
100	5 pcs.
200	10 pcs.
300	15 pcs.
400	19 pcs.
500	24 pcs.
600	29 pcs.
700	33 pcs.
800	38 pcs.
900	43 pcs.
1000	48 pcs.
1500	71 pcs.
2000	95 pcs.
2500	118 pcs.
3000	142 pcs.
3500	165 pcs.
4000	189 pcs.
4500	212 pcs.
5000	236 pcs.

Disclaimer: The above Tables do not account for waste factors. Remember to include your expected jobsite waste. It is up to the purchaser to determine the appropriate waste factor to add to the material estimate. LP takes no responsibility for estimates, including overages or underage of material based on the above Coverage Chart.

See LPSmartSide.com for product details. Please contact your local LP SmartSide sales representative for product availability. | Metric units are rounded. | PSF = Pounds Per Square Foot

Specifications: LP® SmartSide® Vertical Siding & Outside Corners

VERTICAL SIDING



CHARMING STYLE FOR AMERICAN HOMES

- Re-creates the stylish appearance of board & batten
- 16" lengths can eliminate horizontal joints
- Coordinates with LP SmartSide Trim
- Pre-primed for exceptional paint adhesion
- Not rated for structural use
- Treated engineered wood strand substrate

VERTICAL SIDING



DESCRIPTION	LENGTH	ACTUAL WIDTH	THICKNESS	FPD NUMBER	WEIGHT
38 Series Cedar Texture Vertical Siding	16 ft. (492 in.) (4.9 m)	15.94 in. (405 mm)	0.354 in. (8.9 mm)	40503	1.5 PSF
35 Series Smooth Finish Vertical Siding	16 ft. (492 in.) (4.9 m)	15.94 in. (405 mm)	0.354 in. (8.9 mm)	42126	1.5 PSF

Specifications: LP® SmartSide® Outside Corners

NEW OUTSIDE CORNERS



NEW OUTSIDE CORNERS

ENGINEERED TO CREATE A SEAMLESS CORNER LOOK

- Pre-primed for exceptional paint adhesion
- Designed to help prevent water intrusion or seam separation
- One-piece trim corners eliminate the need to build corners on the jobsite
- Faster and easier installation

DESCRIPTION	LENGTH	ACTUAL WIDTH	THICKNESS	FPD NUMBER	WEIGHT
540 Series Cedar Texture Outside Corner Trim	10 ft. (300 in.) (3.0 m)	3.50 in. (89 mm)	0.570 in. (24.6 mm)	42088	-
	10 ft. (300 in.) (3.0 m)	5.50 in. (140 mm)	0.570 in. (24.6 mm)	42089	-

*Special order item. Requires minimum quantity and extended lead times. | Metric units are rounded. | PSF = Pounds Per Square Foot

Specifications: LP® SmartSide® Trim

CEDAR TEXTURE TRIM

THE CLASSIC APPEARANCE OF CEDAR

- Interior or exterior use, including corner boards, windows and doors
- Narrow widths save cutting time
- Pre-primed for exceptional paint adhesion
- 16' length can result in faster installation and fewer seams
- Treated engineered wood strand substrate



Cedar Texture



DESCRIPTION	LENGTH	ACTUAL WIDTH	THICKNESS	PID NUMBER	WEIGHT
190 Series Cedar Texture Trim	16 ft. (192 in./4.9 m)	2.50 in. (64 mm)	0.976 in. (24.6 mm)	28448	2 PSF
	16 ft. (192 in./4.9 m)	3.50 in. (89 mm)	0.678 in. (14.6 mm)	28450	2 PSF
	16 ft. (192 in./4.9 m)	5.50 in. (140 mm)	0.578 in. (14.6 mm)	28462	2 PSF
440 Series Cedar Texture Trim	16 ft. (192 in./4.9 m)	1.50 in. (38 mm)	0.675 in. (17.1 mm)	28877	2 PSF
	16 ft. (192 in./4.9 m)	2.50 in. (64 mm)	0.675 in. (17.1 mm)	28878	2 PSF
	16 ft. (192 in./4.9 m)	3.50 in. (89 mm)	0.675 in. (17.1 mm)	28880	2 PSF
	16 ft. (192 in./4.9 m)	5.50 in. (140 mm)	0.675 in. (17.1 mm)	28882	2 PSF
	16 ft. (192 in./4.9 m)	7.21 in. (183 mm)	0.675 in. (17.1 mm)	28883	2 PSF
	16 ft. (192 in./4.9 m)	9.21 in. (234 mm)	0.675 in. (17.1 mm)	28884	2 PSF
	16 ft. (192 in./4.9 m)	11.21 in. (286 mm)	0.675 in. (17.1 mm)	28885	2 PSF
540 Series Cedar Texture Trim	16 ft. (192 in./4.9 m)	1.50 in. (38 mm)	0.970 in. (24.6 mm)	28886 *	3 PSF
	16 ft. (192 in./4.9 m)	2.50 in. (64 mm)	0.970 in. (24.6 mm)	28887 *	3 PSF
	16 ft. (192 in./4.9 m)	3.50 in. (89 mm)	0.970 in. (24.6 mm)	28888	3 PSF
	16 ft. (192 in./4.9 m)	4.50 in. (114 mm)	0.970 in. (24.6 mm)	28889 *	3 PSF
	16 ft. (192 in./4.9 m)	5.50 in. (140 mm)	0.970 in. (24.6 mm)	28890	3 PSF
	16 ft. (192 in./4.9 m)	7.21 in. (183 mm)	0.970 in. (24.6 mm)	28891	3 PSF
	16 ft. (192 in./4.9 m)	9.21 in. (234 mm)	0.970 in. (24.6 mm)	28892	3 PSF
	16 ft. (192 in./4.9 m)	11.21 in. (286 mm)	0.970 in. (24.6 mm)	28893	3 PSF
440 Series Cedar Texture Ploughed Fascia	16 ft. (192 in./4.9 m)	5.50 in. (140 mm)	0.675 in. (17.1 mm)	27240 *	2 PSF
	16 ft. (192 in./4.9 m)	7.21 in. (183 mm)	0.675 in. (17.1 mm)	27819 *	2 PSF

See LPSmartSide.com for product details. Please contact your local LP SmartSide sales representative for product availability. | Metric units are rounded. | PSF = Pounds Per Square Foot

Specifications: LP® SmartSide® Trim

SMOOTH FINISH TRIM

SMOOTH APPEARANCE, ADVANCED DURABILITY OF ENGINEERED WOOD

- Holds up in extreme weather, including moisture, hail, freeze/thaw cycles, and up to 200 mph wind gusts
- Treated with the SmartGuard® process for superior protection against the weather, fungal decay and termites
- 16' length can result in faster installation and fewer seams
- Pre-primed for exceptional paint adhesion
- Backed by an industry-leading 5/50-year limited warranty
- Treated engineered wood strand substrate



Smooth Finish



DESCRIPTION	LENGTH	ACTUAL WIDTH	THICKNESS	PID NUMBER	WEIGHT
440 Series Smooth Finish Trim	16 ft. (192 in./4.9 m)	1.50 in. (38 mm)	0.675 in. (17.1 mm)	41640	2 PSF
	16 ft. (192 in./4.9 m)	2.50 in. (64 mm)	0.675 in. (17.1 mm)	41627	2 PSF
	16 ft. (192 in./4.9 m)	3.50 in. (89 mm)	0.675 in. (17.1 mm)	41420	2 PSF
	16 ft. (192 in./4.9 m)	5.50 in. (140 mm)	0.675 in. (17.1 mm)	41422	2 PSF
	16 ft. (192 in./4.9 m)	7.21 in. (183 mm)	0.675 in. (17.1 mm)	41423	2 PSF
	16 ft. (192 in./4.9 m)	9.21 in. (234 mm)	0.675 in. (17.1 mm)	41482	2 PSF
	16 ft. (192 in./4.9 m)	11.21 in. (286 mm)	0.675 in. (17.1 mm)	41490	2 PSF
540 Series Smooth Finish Trim	16 ft. (192 in./4.9 m)	1.50 in. (38 mm)	0.970 in. (24.6 mm)	41629	3 PSF
	16 ft. (192 in./4.9 m)	2.50 in. (64 mm)	0.970 in. (24.6 mm)	41628	3 PSF
	16 ft. (192 in./4.9 m)	3.50 in. (89 mm)	0.970 in. (24.6 mm)	41422	3 PSF
	16 ft. (192 in./4.9 m)	5.50 in. (140 mm)	0.970 in. (24.6 mm)	41843	3 PSF
	16 ft. (192 in./4.9 m)	7.21 in. (183 mm)	0.970 in. (24.6 mm)	41844	3 PSF
	16 ft. (192 in./4.9 m)	9.21 in. (234 mm)	0.970 in. (24.6 mm)	41945	3 PSF
	16 ft. (192 in./4.9 m)	11.21 in. (286 mm)	0.970 in. (24.6 mm)	41944	3 PSF

*Special order item. Requires minimum quantity and extended lead times. | Metric units are rounded. | PSF = Pounds Per Square Foot

Specifications: LP® SmartSide® Soffit

SMOOTH AND CEDAR TEXTURE SOFFIT

THE FINISHING TOUCH

- The perfect alternative to MDO and plywood soffits
- Cut-to-width eliminates time spent ripping full sheets
- 38 Series engineered for closed soffit applications
- 76 Series and 190 Series are ideal for use as the starter course for roofs with exposed eaves
- Treated engineered wood strand substrate
- Pre-primed for exceptional paint adhesion
- Comes in Cedar Texture and Smooth Finish



Smooth Finish



Cedar Texture

38 SERIES 4' x 8' CEDAR TEXTURE SOFFIT



76 SERIES 4' x 8' CEDAR TEXTURE SOFFIT



190 SERIES 4' x 8' CEDAR TEXTURE SOFFIT



38 SERIES SMOOTH FINISH SOFFIT - CUT-TO-WIDTH



38 SERIES CEDAR TEXTURE SOFFIT - CUT-TO-WIDTH



76 SERIES CEDAR TEXTURE SOFFIT - CUT-TO-WIDTH



Specifications: LP® SmartSide® Soffit

VENTED SOFFIT

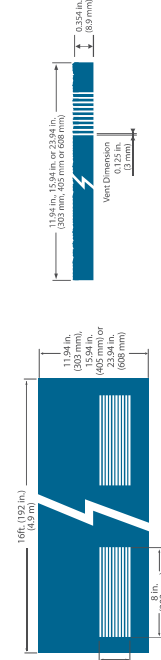
ENGINEERED TO CUT OUT PROBLEMS

- The perfect alternative to MDO, plywood or hand-installed metal vents
- Precisely cut vents offer 10 square inches of ventilation per linear foot, making it easier to meet code requirements while adding architectural beauty
- Designed to minimize paint buildup and promote continuous airflow
- 1/8" vents to help keep hornets and bees out
- Eliminates time spent ripping full sheets
- Treated engineered wood strand substrate



Cedar Texture

38 SERIES VENTED CEDAR TEXTURE SOFFIT - CUT-TO-WIDTH



DESCRIPTION	LENGTH	ACTUAL WIDTH	THICKNESS	PID NUMBER	WEIGHT
38 Series Vented Cedar Texture Soffit - Cut-to-Width	16 ft. (4.88 m)	11.94 in. (303 mm)	0.354 in. (8.9 mm)	25822	-
	16 ft. (4.88 m)	15.94 in. (405 mm)	0.354 in. (8.9 mm)	25823	-
	16 ft. (4.88 m)	23.94 in. (608 mm)	0.354 in. (8.9 mm)	25824	-

38 Series Vented Cedar Texture Soffit - Cut-to-Width

16 ft. (4.88 m)

11.94 in. (303 mm)

0.354 in. (8.9 mm)

25822

-

16 ft. (4.88 m)

15.94 in. (405 mm)

0.354 in. (8.9 mm)

25823

-

16 ft. (4.88 m)

23.94 in. (608 mm)

0.354 in. (8.9 mm)

25824

-

START STRONG WITH LP BUILDING SOLUTIONS

Inventing a Better Tomorrow with LP

LP's mission is to engineer extraordinary solutions for everyday problems. With a united spirit of discovery, LP is forging ahead with innovative ideas to create new products that offer exceptional performance for today's building challenges.

LP WeatherLogic® Air & Water Barrier

LP WeatherLogic Air & Water Barrier provides moisture management technology for a better build. To protect against air and water during construction and for years to come, LP WeatherLogic Air & Water Barrier creates a tight building envelope, installs easily, and keeps the jobsite clean.

LP® TechShield® Radiant Barrier

The original, #1 brand of radiant barrier, LP TechShield Radiant Barrier may reduce monthly cooling costs by blocking up to 97% of the radiant heat in the panel from emitting into a home's attic, lowering attic temperatures by up to 30° F.

LP Legacy® Premium Sub-Flooring

LP Legacy Premium Sub-Flooring uses Gorilla Glue Technology® for one of the strongest, stiffest sub-floors. The resin in Gorilla Glue Technology binds wood fibers at the molecular level for premium performance.

LP® FlameBlock® Fire-Rated Sheathing

LP FlameBlock Fire-Rated Sheathing has structural design values equal to standard sheathing in the same performance category. ICC-certified (ESR-1365) per AC264 with a Class A and 30-minute Flame Spread Rating (ASTM E84), it combines fire resistance and impressive structural performance in a single panel.

LP® ArchForm™ Concrete Edge Form

LP ArchForm Concrete Edge Form is an engineered wood strand product designed for use in flatwork concrete forming applications, such as residential landscaping, patios, walkways, pool decks and more. It is flexible enough for curving to fit the contours of formed concrete projects and is backed by LP's industry-leading technology, service and support.



For more information, visit [LPCorp.com/SmartSide](https://www.LPCorp.com/SmartSide)

⚠️ WARNING: Drilling, sawing, sanding or machining wood products can expose you to wood dust, a substance known to the State of California to cause cancer. Avoid inhaling wood dust or use a dust mask or other safeguards for personal protection. For more information go to www.P65Warnings.ca.gov/wood.

© 2021 Louisiana-Pacific Corporation. All rights reserved. Sustainable Forestry Initiative, SFI and associated logo are registered trademarks of Sustainable Forestry Initiative, Inc. APA is a registered trademark of The Engineered Wood Association. Gorilla Glue Technology is a registered trademark of Gorilla Glue, Inc. All other trademarks are owned by Louisiana-Pacific Corporation. Specifications subject to change without notice.

LPZB0862 3/2021