

# Revenue Enhancement

## Proposed

## 2010

## Fee Schedule

Prepared by

Mayor Harold Perrin

&

Revenue Enhancement Committee



# 150



Jonesboro, Arkansas • Craighead County  
*Sesquicentennial Celebration*  
1859-2009



*Celebrating People, Pride & Progress*

September 15, 2009

TO: Aldermen

FR: Mayor Harold Perrin

RE: Revenue Enhancement Attachment

As you are aware, we have had a special committee made up of department heads, administration, the city collector and chair of the council finance committee working through the task of reviewing the city's current fee structure. The committee was very ably chaired by our Parks & Recreation Director Jason Wilkie, who served with careful consideration and all due diligence.

Through our work we found that in many cases fees have not been updated since the 1970's; and in some cases services are being performed without charge that are commonly charged for by other communities. The committee did extensive research into other communities our size and smaller throughout the region and state as part of their charge.

The resulting attachment is our best effort to begin to slowly bring our fee structure into the 21<sup>st</sup> century. While we have been blessed, the current economy has reminded us that we cannot responsibly offer services at a 2009 cost of doing business while continuing to receive fees that are over 30 years old.

Our plan is to visit as many groups and associations as possible that will be affected by the final adoption of any changes. These will include the Chamber of Commerce, members of the building and development community, funeral homes, athletic associations, and more. We want to make sure they understand how we arrived at our recommendations and to hear from them. I believe that while no one desires to see fees go up at any time, people will be positive about the recommended changes as they can be given the circumstances. As a note, we are not alone. A recent report by the National League of Cities indicates that some 42% of American cities are raising existing fees and another 25% are instituting fees for services they have never charged for before.

As a final note, I also want you to understand that with these new fees comes a new level of accountability and service. We are not just raising fees to raise revenue; we are raising fees to raise our level of service and responsibility to the industries and citizens whom we are elected to serve. Please take time to review them carefully and let my office know of questions you may have as we prepare to take these to the public.



City of Jonesboro  
 All Departments  
 Summary of Fees

|                | <b>2008 Revenues<br/>By Department</b> | <b>Total Potential<br/>Revenue From<br/>Proposed Fee<br/>Increases</b> | <b>Net Increase In Fees</b> |
|----------------|--|--|-----------------------------|
| Animal Control | \$16,843.00                            | \$16,843.00  | \$0.00                      |
| Cemeteries     | \$61,230.00                            | \$78,640.00  | \$17,410.00                 |
| Collector      | \$680,084.00                           | \$733,756.96   | \$53,672.96                 |
| Engineering    | \$30,465.00                            | \$101,675.00   | \$71,210.00                 |
| Inspections    | \$446,499.00                           | \$789,619.04   | \$343,120.04                |
| JETS           | \$138,468.75                           | \$184,030.50   | \$45,561.75                 |
| Parks & Rec    | \$124,132.29                           | \$332,967.86   | \$208,835.57                |
| Planning       | \$26,290.40                            | \$129,136.00   | \$102,845.60                |
| Streets        | \$0.00                                 | \$55,900.00  | \$55,900.00                 |
| <b>Total</b>   | <b>\$1,507,169.44</b>                  | <b>\$2,422,568.36</b>  | <b>\$898,555.92</b>         |

**Notes:**

New fees are highlighted in orange.

Revenue projections for new fees are conservative.

City of Jonesboro  
Animal Control  
Registration Fees

| Fee Description      | 2008 Quantity | 2008 Fees | 2008 Revenue       | Proposed Fees | Potential Revenue Based On 2008 Quantities | Proposed Increase |
|----------------------|---------------|-----------|--------------------|---------------|--|-------------------|
| Dog Recovery         |               |           | \$ 16,843.00       |               | \$ 16,843.00                               |                   |
| Reclaim Fee          |               |           |                    |               |  |                   |
| 1st Offense          |               | \$35.00   |                    | \$35.00       |  |                   |
| 2nd Offense          |               | \$50.00   |                    | \$50.00       |  |                   |
| 3rd Offense          |               | \$100.00  |                    | \$100.00      |  |                   |
| After Hours Call (+) |               | \$50.00   |                    | \$50.00       |  |                   |
| Reclaim Fee          |               |           |                    |               |  |                   |
| Chemical Capture (+) |               | \$35.00   |                    | \$35.00       |  |                   |
| Reclaim Fee          |               |           |                    |               |  |                   |
| Kennel Fee           |               | \$10.00   |                    | \$10.00       |  |                   |
| Adoption Fee         |               | \$70.00   |                    | \$70.00       |  |                   |
| Microchipping        |               | \$10.00   |                    | \$10.00       |  |                   |
|                      |               |           |                    |               |  |                   |
|                      |               |           |                    |               |  |                   |
|                      |               |           |                    |               |  |                   |
|                      |               |           |                    |               |  |                   |
|                      |               |           |                    |               |  |                   |
|                      |               |           |                    |               |  |                   |
|                      |               |           |                    |               |  |                   |
|                      |               |           |                    |               |  |                   |
| <b>TOTAL</b>         |               |           | <b>\$16,843.00</b> |               | <b>\$ 16,843.00</b>                        | <b>\$0.00</b>     |

**Notes**  
All the fees described are coded Dog Recovery Fees in the 2009 Budget. The Dog Recovery fees primarily go to pay for the expenses of boarding and treating dogs and preparing dogs for adoption.

City of Jonesboro  
Cemetery Department  
Cemetery Fees

| Fee Description             | 2008 Quantity | 2008 Fees | 2008 Revenue        | Proposed Fees | Potential Revenue Based On 2008 Quantities | Proposed Increase   |
|-----------------------------|---------------|-----------|---------------------|---------------|--|---------------------|
| <b>Lot Sales</b>            |               |           |                     |               |  |                     |
| Standard                    | 64            | \$ 400.00 | \$ 25,600.00        | \$ 500.00     | \$ 32,000.00                               | \$ 6,400.00         |
| Baby                        | 2             | \$ 125.00 | \$ 250.00           | \$ 175.00     | \$ 350.00                                  | \$ 100.00           |
| Deed Fee                    | 64            | \$ 20.00  | \$ 1,280.00         | \$ 35.00      | \$ 2,240.00                                | \$ 960.00           |
| <b>Burial Permits</b>       |               |           |                     |               |  |                     |
| Weekday                     |               |           |                     |               |  |                     |
| Adult                       | 85            | \$ 250.00 | \$ 21,250.00        | \$ 325.00     | \$ 27,625.00                               | \$ 6,375.00         |
| Baby                        | 3             | \$ 100.00 | \$ 300.00           | \$ 100.00     | \$ 300.00                                  | \$ -                |
| Cremation                   | 10            | \$ 75.00  | \$ 750.00           | \$ 100.00     | \$ 1,000.00                                | \$ 250.00           |
| Saturday                    |               |           |                     |               |  |                     |
| Adult                       | 22            | \$ 400.00 | \$ 8,800.00         | \$ 500.00     | \$ 11,000.00                               | \$ 2,200.00         |
| Baby                        | 0             | \$ 250.00 | \$ -                | \$ 250.00     | \$ -                                       | \$ -                |
| Cremation                   | 0             | \$ 250.00 | \$ -                | \$ 250.00     | \$ -                                       | \$ -                |
| Holiday                     |               |           |                     |               |  |                     |
| Adult                       | 5             | \$ 600.00 | \$ 3,000.00         | \$ 600.00     | \$ 3,000.00                                | \$ -                |
| Baby                        | 0             | \$ 375.00 | \$ -                | \$ 375.00     | \$ -                                       | \$ -                |
| Cremation                   | 0             | \$ 375.00 | \$ -                | \$ 375.00     | \$ -                                       | \$ -                |
| <b>Monument Setting Fee</b> |               |           |                     |               |  |                     |
|                             |               | \$ 30.00  | \$ -                | \$ 40.00      | \$ -                                       | \$ -                |
| <b>Disinterment</b>         |               |           |                     |               |  |                     |
| Adult                       | 1             | \$ -      | \$ -                | \$ 500.00     | \$ 500.00                                  | \$ 500.00           |
| Baby                        | 0.5           | \$ -      | \$ -                | \$ 300.00     | \$ 150.00                                  | \$ 150.00           |
| Cremation                   | 0.5           | \$ -      | \$ -                | \$ 150.00     | \$ 75.00                                   | \$ 75.00            |
| Disinterment and Burial     | 0.5           | \$ -      | \$ -                | \$ 800.00     | \$ 400.00                                  | \$ 400.00           |
| <b>TOTAL</b>                |               |           | <b>\$ 61,230.00</b> |               | <b>\$ 78,640.00</b>                        | <b>\$ 17,410.00</b> |

City of Jonesboro  
Finance Department  
Priviledge License Fees

| Category<br>License Type    | 2009<br>Quantity | 2009 License Fee | Proposed Fees<br>(2010) | Projected 2009<br>Revenue | Projected 2010<br>Revenue |
|-----------------------------|------------------|------------------|-------------------------|---------------------------|---------------------------|
| Professionals               |                  |                  |                         |                           |                           |
| Accountants                 | 54               | \$100.00         | \$140.00                | \$5,400.00                | \$7,560.00                |
| Attorneys-each              | 123              | \$150.00         | \$180.00                | \$18,450.00               | \$22,140.00               |
| Appraisers                  | 17               | \$150.00         | \$180.00                | \$2,550.00                | \$3,060.00                |
| Architects-each             | 9                | \$100.00         | \$140.00                | \$900.00                  | \$1,260.00                |
| Beauty School               | 3                | \$75.00          | \$120.00                | \$225.00                  | \$360.00                  |
| Building/Loan               | 2                | \$200.00         | \$220.00                | \$400.00                  | \$440.00                  |
| Brokers                     | 38               | \$100.00         | \$140.00                | \$3,800.00                | \$5,320.00                |
| Chiropodist                 | Each             | \$250.00         | \$260.00                | \$0.00                    | \$0.00                    |
| Chiropractor Each           | 17               | \$150.00         | \$180.00                | \$2,550.00                | \$3,060.00                |
| Counseling Service          | 20               | \$75.00          | \$120.00                | \$1,500.00                | \$2,400.00                |
| Dental Lab                  | 5                | \$150.00         | \$180.00                | \$750.00                  | \$900.00                  |
| Dentist                     | 50               | \$150.00         | \$180.00                | \$7,500.00                | \$9,000.00                |
| Draftsman                   | 2                | \$100.00         | \$140.00                | \$200.00                  | \$280.00                  |
| Engineers                   | 8                | \$150.00         | \$180.00                | \$1,200.00                | \$1,440.00                |
| Geologist                   | -                | \$100.00         | \$140.00                | \$0.00                    | \$0.00                    |
| Insurance Agency with Loans | -                | \$100.00         | \$140.00                | \$0.00                    | \$0.00                    |
| Investors                   | -                | \$100.00         | \$140.00                | \$0.00                    | \$0.00                    |
| Medical Labs                | 1                | \$150.00         | \$180.00                | \$150.00                  | \$180.00                  |
| Landscaping                 | 23               | \$150.00         | \$180.00                | \$3,450.00                | \$4,140.00                |
| Oculist                     | -                | \$150.00         | \$180.00                | \$0.00                    | \$0.00                    |
| Optometrist                 | 18               | \$150.00         | \$180.00                | \$2,700.00                | \$3,240.00                |
| Physicians                  | 219              | \$250.00         | \$260.00                | \$54,750.00               | \$56,940.00               |
| Psychologists               | 4                | \$150.00         | \$180.00                | \$600.00                  | \$720.00                  |
| Surveyors                   | 4                | \$150.00         | \$180.00                | \$600.00                  | \$720.00                  |
| Veterinarians               | 9                | \$150.00         | \$180.00                | \$1,350.00                | \$1,620.00                |
| Artifical Limbs             | 2                | \$50.00          | \$100.00                | \$100.00                  | \$200.00                  |
| Contractors                 |                  |                  |                         |                           |                           |

City of Jonesboro  
Finance Department  
Privilege License Fees

|   |  |     |          |          |             |             |
|---|--|-----|----------|----------|-------------|-------------|
| City of Jonesboro                             |  |     |          |          |             |             |
| Finance Department                            |  |     |          |          |             |             |
| Privilege License Fees                        |  |     |          |          |             |             |
| General Building & Construction:              |  |     |          |          |             |             |
| Commerical                                    |  | 51  | \$200.00 | \$220.00 | \$10,200.00 | \$11,220.00 |
| Residential                                   |  | 112 | \$150.00 | \$180.00 | \$16,800.00 | \$20,160.00 |
| Asphalt Mfg.                                  |  | 4   | \$250.00 | \$260.00 | \$1,000.00  | \$1,040.00  |
| Cement Mfg.                                   |  | 1   | \$300.00 | \$340.00 | \$300.00    | \$340.00    |
|   |  |     |          |          |             |             |
| Tradesmen/Sub-Contractors                     |  |     |          |          |             |             |
| Appliance Repair                              |  | 7   | \$75.00  | \$100.00 | \$525.00    | \$700.00    |
| Heat & Air Contractors                        |  | 74  | \$150.00 | \$160.00 | \$11,100.00 | \$11,840.00 |
| Sub-Housebuilders                             |  | 87  | \$75.00  | \$100.00 | \$6,525.00  | \$8,700.00  |
| Carpenters-Remolding-Sub-Contractors          |  | 47  | \$100.00 | \$120.00 | \$4,700.00  | \$5,640.00  |
| Cabinet Maker-Installers                      |  | 8   | \$75.00  | \$100.00 | \$600.00    | \$800.00    |
| Carpet Layers-Floor Mainitance                |  | 7   | \$75.00  | \$100.00 | \$525.00    | \$700.00    |
| Hauling-Commerical                            |  | 5   | \$75.00  | \$100.00 | \$375.00    | \$500.00    |
| Contrete Contractors                          |  | 16  | \$75.00  | \$100.00 | \$1,200.00  | \$1,600.00  |
| Brick-Mason-Stone Contractors                 |  | 6   | \$100.00 | \$120.00 | \$600.00    | \$720.00    |
| Designers-Interior-Exterior                   |  | 4   | \$75.00  | \$100.00 | \$300.00    | \$400.00    |
| Electrical Contractors                        |  | 55  | \$100.00 | \$120.00 | \$5,500.00  | \$6,600.00  |
| Heavy Equipment Contractors-Back Hoe & Loader |  | 8   | \$75.00  | \$100.00 | \$600.00    | \$800.00    |
| Insulation                                    |  | -   | \$75.00  | \$100.00 | \$0.00      | \$0.00      |
| Metal Work                                    |  | 2   | \$100.00 | \$120.00 | \$200.00    | \$240.00    |
| Overhead Dealer-Installer                     |  | 5   | \$75.00  | \$100.00 | \$375.00    | \$500.00    |
| Sheet Rock                                    |  | -   | \$75.00  | \$100.00 | \$0.00      | \$0.00      |
| Plumbers                                      |  | 41  | \$150.00 | \$160.00 | \$6,150.00  | \$6,560.00  |
| Roofing                                       |  | 15  | \$75.00  | \$100.00 | \$1,125.00  | \$1,500.00  |
| Weatherproofing                               |  | -   | \$75.00  | \$100.00 | \$0.00      | \$0.00      |
| Wrecking-House-Moving                         |  | 1   | \$100.00 | \$120.00 | \$100.00    | \$120.00    |
| Swimming Pools                                |  | 4   | \$75.00  | \$100.00 | \$300.00    | \$400.00    |
| Septic Tanks                                  |  | -   | \$75.00  | \$100.00 | \$0.00      | \$0.00      |
| Tree Service                                  |  | 44  | \$75.00  | \$100.00 | \$3,300.00  | \$4,400.00  |
| Sign Company's                                |  | 10  | \$85.00  | \$108.00 | \$850.00    | \$1,080.00  |
| Welding                                       |  | 3   | \$75.00  | \$100.00 | \$225.00    | \$300.00    |
| Welding Supplies                              |  | 2   | \$125.00 | \$140.00 | \$250.00    | \$280.00    |
|   |  |     |          |          |             |             |

**City of Jonesboro**  
**Finance Department**  
**Privilege License Fees**

| Manufacturers: Fee Base # of Employees |     |              |            |              |              |  |
|--|-----|--------------|------------|--------------|--------------|--|
| 1 to 5 Employees                       | 14  | \$75.00      | \$140.00   | \$1,050.00   | \$1,960.00   |  |
| 6 to 15 Employees                      | 9   | \$125.00     | \$180.00   | \$1,125.00   | \$1,620.00   |  |
| 16 to 30 Employees                     | 9   | \$175.00     | \$220.00   | \$1,575.00   | \$1,980.00   |  |
| 31 to 40 Employees                     | 2   | \$350.00     | \$360.00   | \$700.00     | \$720.00     |  |
| 41 to 50 Employees                     | 2   | \$500.00     | \$480.00   | \$1,000.00   | \$960.00     |  |
| 51 to 55 Employees                     | -   | \$575.00     | \$620.00   | \$0.00       | \$0.00       |  |
| 56 to 65 Employees                     | 1   | \$625.00     | \$660.00   | \$625.00     | \$660.00     |  |
| 66 to 80 Employees                     | 2   | \$675.00     | \$700.00   | \$1,350.00   | \$1,400.00   |  |
| 81 to 90 Emploess                      | 2   | \$850.00     | \$840.00   | \$1,700.00   | \$1,680.00   |  |
| 91 to 99 Employees                     | -   | \$1,000.00   | \$960.00   | \$0.00       | \$0.00       |  |
| 100 to 120 Employees                   | 2   | \$1,075.00   | \$1,180.00 | \$2,150.00   | \$2,360.00   |  |
| 121 to 140 Employees                   | 2   | \$1,117.00   | \$1,213.60 | \$2,234.00   | \$2,427.20   |  |
| 141 to 160 Employees                   | 3   | \$1,125.00   | \$1,220.00 | \$3,375.00   | \$3,660.00   |  |
| 161 to 180 Employees                   | -   | \$1,350.00   | \$1,400.00 | \$0.00       | \$0.00       |  |
| 181 to 199 Employees                   | -   | \$1,500.00   | \$1,520.00 | \$0.00       | \$0.00       |  |
| 200 to 220 Employees                   | 1   | \$1,575.00   | \$1,900.00 | \$1,575.00   | \$1,900.00   |  |
| 221 to 240 Employees                   | 1   | \$1,625.00   | \$1,940.00 | \$1,625.00   | \$1,940.00   |  |
| 241 to 260 Employees                   | -   | \$1,675.00   | \$1,980.00 | \$0.00       | \$0.00       |  |
| 261 to 280 Employees                   | 1   | \$1,850.00   | \$2,120.00 | \$1,850.00   | \$2,120.00   |  |
| 281 to 299 Employees                   | 1   | \$2,000.00   | \$2,240.00 | \$2,000.00   | \$2,240.00   |  |
| 300 & over Employees                   | 6   | \$2,500.00   | \$2,640.00 | \$15,000.00  | \$15,840.00  |  |
| Retail Business: Fee Base Inventory    |     |              |            |              |              |  |
| Airconditing Dealer/Wholesaler         | 371 | \$237,059.22 |            | \$237,059.22 | \$263,136.00 |  |
| Appliance Dealer                       |     |              |            |              |              |  |
| Art Supplies                           |     |              |            |              |              |  |
| Auto Parts & Acessories                |     |              |            |              |              |  |
| Barber & Beauty Supply                 |     |              |            |              |              |  |
| Book Stores                            |     |              |            |              |              |  |
| Building Materials                     |     |              |            |              |              |  |
| Candy Retail                           |     |              |            |              |              |  |
| Comestics Retail                       |     |              |            |              |              |  |
| Department Stores                      |     |              |            |              |              |  |

DRAFT



City of Jonesboro  
Finance Department  
Priviledge License Fees

|                              |  |    |            |            |             |             |
|------------------------------|--|----|------------|------------|-------------|-------------|
| Drug Stores                  |  |    |            |            |             |             |
| Fabric Stores                |  |    |            |            |             |             |
| Furniture Stores             |  |    |            |            |             |             |
| Gift Shops                   |  |    |            |            |             |             |
| Grocery Stores               |  |    |            |            |             |             |
| Hardware Retail/Wholesale    |  |    |            |            |             |             |
| Health Food Stores           |  |    |            |            |             |             |
| Janitorial Supplies          |  |    |            |            |             |             |
| Jewelry Store Retail         |  |    |            |            |             |             |
| Machinery Supplies           |  |    |            |            |             |             |
| Mattress Sales               |  |    |            |            |             |             |
| Paint Stores                 |  |    |            |            |             |             |
| Pet Supplies                 |  |    |            |            |             |             |
| Shoe Stores                  |  |    |            |            |             |             |
| Banks: Loan Companies        |  |    |            |            |             |             |
| Banks per 1000/Capital Stock |  | 7  | \$2,420.00 | \$2,436.00 | \$16,940.00 | \$17,052.00 |
| each drive-in                |  | 8  | \$121.00   | \$136.80   | \$968.00    | \$1,094.40  |
| each branch                  |  | 28 | \$181.50   | \$185.20   | \$5,082.00  | \$5,185.60  |
| Loan Company-Personal        |  | 3  | \$150.00   | \$180.00   | \$450.00    | \$540.00    |
| Loan -Savings                |  | 1  | \$200.00   | \$220.00   | \$200.00    | \$220.00    |
| Loan-Real Estate-Auto        |  | 3  | \$150.00   | \$180.00   | \$450.00    | \$540.00    |
| Small Scale Service Business |  |    |            |            |             |             |
| Armature Winding             |  | 1  | \$100.00   | \$110.00   | \$100.00    | \$110.00    |
| Awnings & Shutters           |  | 1  | \$75.00    | \$90.00    | \$75.00     | \$90.00     |
| Acutioneers                  |  | 2  | \$50.00    | \$70.00    | \$100.00    | \$140.00    |
| Bait Shops                   |  | -  | \$25.00    | \$50.00    | \$0.00      | \$0.00      |
| Barber & Beauty Shops-Salons |  | 85 | \$35.00    | \$58.00    | \$2,975.00  | \$4,930.00  |
| Bicycle-Sales-Service        |  | 1  | \$100.00   | \$110.00   | \$100.00    | \$110.00    |
| Catering Services            |  | 2  | \$75.00    | \$90.00    | \$150.00    | \$180.00    |
| CS Shops                     |  | 3  | \$75.00    | \$90.00    | \$225.00    | \$270.00    |
| Commerical Artist            |  | -  | \$75.00    | \$90.00    | \$0.00      | \$0.00      |
| Delivery Services            |  | 7  | \$75.00    | \$90.00    | \$525.00    | \$630.00    |

**City of Jonesboro  
Finance Department**

**Priviledge License Fees**

|                                       |     |          |          |             |             |
|---------------------------------------|-----|----------|----------|-------------|-------------|
| Distributors                          | 48  | \$75.00  | \$90.00  | \$3,600.00  | \$4,320.00  |
| Draperies-Installation-MFG.           | 4   | \$75.00  | \$90.00  | \$300.00    | \$360.00    |
| Dressmaker                            | 2   | \$75.00  | \$90.00  | \$150.00    | \$180.00    |
| Engravers                             | 1   | \$50.00  | \$70.00  | \$50.00     | \$70.00     |
| Furniture Refinishing                 | 1   | \$75.00  | \$90.00  | \$75.00     | \$90.00     |
| Guard Service                         | 1   | \$75.00  | \$90.00  | \$75.00     | \$90.00     |
| Feed Mills                            | 2   | \$75.00  | \$90.00  | \$150.00    | \$180.00    |
| Gun-Repair-Sales                      | 2   | \$75.00  | \$90.00  | \$150.00    | \$180.00    |
| Jewelry Repair                        | 1   | \$75.00  | \$90.00  | \$75.00     | \$90.00     |
| Musical-Repair-Supply                 | 6   | \$100.00 | \$110.00 | \$600.00    | \$660.00    |
| Photographer-Studio-Developer         | 23  | \$50.00  | \$70.00  | \$1,150.00  | \$1,610.00  |
| Hearing Aid Agency                    | 5   | \$75.00  | \$90.00  | \$375.00    | \$450.00    |
| Inventory Service                     | -   | \$75.00  | \$90.00  | \$0.00      | \$0.00      |
| Janitorial Service                    | 44  | \$75.00  | \$90.00  | \$3,300.00  | \$3,960.00  |
| Kindergarten-Day Care                 | 28  | \$75.00  | \$90.00  | \$2,100.00  | \$2,520.00  |
| Yard Mowing                           | 79  | \$75.00  | \$90.00  | \$5,925.00  | \$7,110.00  |
| Locksmith                             | 4   | \$75.00  | \$90.00  | \$300.00    | \$360.00    |
| Massage Therapists                    | 13  | \$75.00  | \$90.00  | \$975.00    | \$1,170.00  |
| Optical-Supplies                      | 14  | \$75.00  | \$90.00  | \$75.00     | \$90.00     |
| Printing Services/3 Employees         | 4   | \$100.00 | \$110.00 | \$400.00    | \$440.00    |
| Printing Services/4 or more Employees | 13  | \$75.00  | \$90.00  | \$975.00    | \$1,170.00  |
| Public Relations                      | 1   | \$75.00  | \$90.00  | \$0.00      | \$0.00      |
| Salvage Dealers                       | 7   | \$100.00 | \$110.00 | \$700.00    | \$770.00    |
| Misc.Business                         | 323 | \$75.00  | \$90.00  | \$24,225.00 | \$29,070.00 |
| Wig Shop                              | 1   | \$75.00  | \$90.00  | \$75.00     | \$90.00     |
| <b>Large Scale Service Business:</b>  |     |          |          |             |             |
| Abstract                              | 5   | \$150.00 | \$170.00 | \$750.00    | \$850.00    |
| Adjusters                             | 4   | \$150.00 | \$170.00 | \$600.00    | \$680.00    |
| Advertising                           | 10  | \$85.00  | \$118.00 | \$850.00    | \$1,180.00  |
| Airplane-Schools-Service              | 4   | \$75.00  | \$110.00 | \$300.00    | \$440.00    |
| Answering Service                     | 2   | \$75.00  | \$110.00 | \$150.00    | \$220.00    |
| Animal Clinic                         | -   | \$0.00   | \$50.00  | \$0.00      | \$0.00      |
| Bail Bonds                            | 2   | \$75.00  | \$110.00 | \$150.00    | \$220.00    |

City of Jonesboro  
Finance Department  
Privilege License Fees

|  |    |          |          |            |             |
|--|----|----------|----------|------------|-------------|
| Blueprint-Map Makers                     | 1  | \$35.00  | \$78.00  | \$35.00    | \$78.00     |
| Bookkeepers                              | 9  | \$100.00 | \$130.00 | \$900.00   | \$1,170.00  |
| Business Machines-Equipment              | 9  | \$100.00 | \$130.00 | \$900.00   | \$1,170.00  |
| Business Schools                         | -  | \$75.00  | \$110.00 | \$0.00     | \$0.00      |
| Collection Agency                        | 2  | \$125.00 | \$150.00 | \$250.00   | \$300.00    |
| Computer-Sales-Service-Internet Business | 60 | \$100.00 | \$130.00 | \$6,000.00 | \$7,800.00  |
| Consulting Services                      | 20 | \$75.00  | \$110.00 | \$1,500.00 | \$2,200.00  |
| Credit Bureau                            | 1  | \$125.00 | \$150.00 | \$125.00   | \$150.00    |
| Data Processing-Equipment-Service        | -  | \$75.00  | \$110.00 | \$0.00     | \$0.00      |
| Exterminators                            | 12 | \$100.00 | \$130.00 | \$1,200.00 |             |
| Employment Agency                        | 8  | \$75.00  | \$110.00 | \$600.00   | \$880.00    |
| Florist-Nursery                          | 9  | \$150.00 | \$170.00 | \$1,350.00 | \$1,530.00  |
| Optical-Mfg                              | 4  | \$150.00 | \$170.00 | \$600.00   | \$680.00    |
| Nursing homes                            | 4  | \$75.00  | \$110.00 | \$300.00   | \$440.00    |
| Secretarial Service                      | -  | \$75.00  | \$110.00 | \$0.00     | \$0.00      |
| Travel Agency                            | 2  | \$75.00  | \$110.00 | \$150.00   | \$220.00    |
| <b>DRAFT</b>                             |    |          |          |            |             |
| <b>Auto Sales &amp; Service</b>          |    |          |          |            |             |
| New Auto Dealer: Ea. Location            | 12 | \$350.00 | \$420.00 | \$4,200.00 | \$5,040.00  |
| Used auto Dealer: Ea. Location           | 53 | \$185.00 | \$218.00 | \$9,805.00 | \$11,554.00 |
| New Boat Dealer:                         | -  | \$350.00 | \$420.00 | \$0.00     | \$0.00      |
| Used Boat Dealer:                        | -  | \$185.00 | \$218.00 | \$0.00     | \$0.00      |
| Motorcycle Dealer: New & Used            | 3  | \$300.00 | \$320.00 | \$900.00   | \$960.00    |
| Motorcycle Repair Only                   | 1  | \$100.00 | \$130.00 | \$100.00   | \$130.00    |
| Leasing                                  | 5  | \$75.00  | \$110.00 | \$375.00   | \$550.00    |
| Repair Shops-Garages                     | 88 | \$100.00 | \$130.00 | \$8,800.00 | \$11,440.00 |
| Car Washes                               | 22 | \$75.00  | \$110.00 | \$1,650.00 | \$2,420.00  |
| Towing                                   | 4  | \$75.00  | \$110.00 | \$300.00   | \$440.00    |
| Recapping                                | -  | \$150.00 | \$170.00 | \$0.00     | \$0.00      |
| Parking Lots-Rental                      | -  | \$75.00  | \$110.00 | \$0.00     | \$0.00      |
| Glass-Sales-Insulation                   | 7  | \$100.00 | \$130.00 | \$700.00   | \$910.00    |
| Generator-Radiator Shops                 | 1  | \$100.00 | \$130.00 | \$100.00   | \$130.00    |
| <b>Auto Service/Stores/Stations</b>      |    |          |          |            |             |

**City of Jonesboro**  
**Finance Department**  
**Privilege License Fees**

|  |    |          |          |            |            |
|--|----|----------|----------|------------|------------|
| First Pump   | 10 | \$50.00  | \$100.00 | \$500.00   | \$1,000.00 |
| Each Additional Pump   | -  | \$12.00  | \$9.60   | \$0.00     | \$0.00     |
| Butane Gas Distributors                                      | 1  | \$300.00 | \$320.00 | \$300.00   | \$320.00   |
| Gas-Oil-Bulk Plant   | 1  | \$300.00 | \$320.00 | \$300.00   | \$320.00   |
| <b>Machinery-Shop-Dealers-Rentals</b>                        |    |          |          |            |            |
| New & Used Machinery   | 8  | \$300.00 | \$320.00 | \$2,400.00 | \$2,560.00 |
| Machine Shop   | 1  | \$100.00 | \$130.00 | \$100.00   | \$130.00   |
| Machine Rentals  | -  |          |          |            |            |
| Machine Suppliers/Inv.                                       | -  |          |          |            |            |
| <b>Restaurants-Cafes-Private Clubs: Fee Based on Seating</b> |    |          |          |            |            |
| <b>Restaurants</b>   |    |          |          |            |            |
| 1 to 20 Seats  | 3  | \$50.00  | \$100.00 | \$150.00   | \$300.00   |
| 21 to 30 Seats   | 2  | \$75.00  | \$120.00 | \$150.00   | \$240.00   |
| 31 to 40 Seats   | 8  | \$100.00 | \$140.00 | \$800.00   | \$1,120.00 |
| 41 to 75 Seats   | 31 | \$125.00 | \$160.00 | \$3,875.00 | \$4,960.00 |
| 76 to 100 Seats  | 18 | \$160.00 | \$188.00 | \$2,880.00 | \$3,384.00 |
| 101 to 150 Seats   | 27 | \$200.00 | \$260.00 | \$5,400.00 | \$7,020.00 |
| 151 to 225 Seats   | 26 | \$240.00 | \$292.00 | \$6,240.00 | \$7,592.00 |
| 226 to 300 Seats   | 7  | \$275.00 | \$320.00 | \$1,925.00 | \$2,240.00 |
| 301 & over   | 9  | \$300.00 | \$380.00 | \$2,700.00 | \$3,420.00 |
| Delecatessen Take Out Only                                   | 32 | \$100.00 | \$140.00 | \$3,200.00 | \$4,480.00 |
| Drive In w/car Service                                       | 6  | \$125.00 | \$160.00 | \$750.00   | \$960.00   |
| Drive In w/Seating/No Car                                    | 1  | \$125.00 | \$160.00 | \$125.00   | \$160.00   |
| <b>Milk Distributors</b>                                     |    |          |          |            |            |
| Milk Distributors  | 2  | \$50.00  | \$90.00  | \$100.00   | \$180.00   |
| Each Additional Truck  | -  | \$20.00  | \$21.00  | \$0.00     | \$0.00     |
| <b>Bakeries-Pastry Shops: Base Fee \$250.00</b>              |    |          |          |            |            |
| Bakeries-Retail-Wholesale-Depot-Thrift                       | 7  | \$100.00 | \$130.00 | \$700.00   | \$910.00   |
| Each Delivery Vehicle  | 1  | \$50.00  | \$50.00  | \$50.00    | \$50.00    |

**City of Jonesboro**  
**Finance Department**  
**Priviledge License Fees**

|   |   |          |          |            |            |  |
|---|---|----------|----------|------------|------------|--|
| <b>Ice Cream-Drive-In-Wholesale-Retail: Base Fee \$250.00</b> |   |          |          |            |            |  |
| Ice Cream Drive In  | 2 | \$100.00 | \$130.00 | \$200.00   | \$260.00   |  |
| Ice Cream Vendor Per Truck                                    | 8 | \$50.00  | \$70.00  | \$400.00   | \$560.00   |  |
| Ice Cream Mfg/Storage/Wholesale                               | - | \$200.00 | \$210.00 | \$0.00     | \$0.00     |  |
| Ice Cream Retail  | - | \$100.00 | \$130.00 | \$0.00     | \$0.00     |  |
| <b>Ice Dealer-Mfg-Frozen Food Locker: Base Fee 250.00</b>     |   |          |          |            |            |  |
| Ice Dealer-Mfg-Frozen Food Locker: Base Fee 250.00            | 4 | \$100.00 | \$130.00 | \$400.00   | \$520.00   |  |
| <b>Hotel-Motel: Fee Based on # of Rooms</b>                   |   |          |          |            |            |  |
| <b>Motels</b>   |   |          |          |            |            |  |
| 1 to 9 Rooms  | - | \$50.00  | \$100.00 | \$0.00     | \$0.00     |  |
| 10 to 19 Rooms  | 1 | \$75.00  | \$120.00 | \$75.00    | \$120.00   |  |
| 20 to 29 Rooms  | - | \$100.00 | \$140.00 | \$0.00     | \$0.00     |  |
| 30 to 39 Rooms  | 2 | \$125.00 | \$160.00 | \$250.00   | \$320.00   |  |
| 40 to 49 Rooms  | 2 | \$175.00 | \$200.00 | \$350.00   | \$400.00   |  |
| 50 to 74 Rooms  | 6 | \$225.00 | \$280.00 | \$1,350.00 | \$1,680.00 |  |
| 75 to 99 Rooms  | 7 | \$275.00 | \$320.00 | \$1,925.00 | \$2,240.00 |  |
| 100 to 149 Rooms  | 2 | \$350.00 | \$420.00 | \$700.00   | \$840.00   |  |
| 150 & over Rooms  | 1 | \$400.00 | \$460.00 | \$400.00   | \$460.00   |  |
| <b>Recreational Services</b>                                  |   |          |          |            |            |  |
| Carnival-Rides-Racing   | 1 | \$75.00  | \$110.00 | \$75.00    | \$110.00   |  |
| Bowling Alleys/Per Lane                                       | 1 | \$12.10  | \$91.76  | \$12.10    | \$91.76    |  |
| Skating Rinks   | 1 | \$225.00 | \$230.00 | \$225.00   | \$230.00   |  |
| Golf-Course(Public)   | - | \$75.00  | \$110.00 | \$0.00     | \$0.00     |  |
| Miniature   | 1 | \$75.00  | \$110.00 | \$75.00    | \$110.00   |  |
| Driving Range   | 1 | \$75.00  | \$110.00 | \$75.00    | \$110.00   |  |
| <b>Motion Picture Theatre</b>                                 |   |          |          |            |            |  |
| 500 or Less Seats   | - | \$300.00 | \$320.00 | \$0.00     | \$0.00     |  |
| 501 to 1000 Seats   | - | \$500.00 | \$520.00 | \$0.00     | \$0.00     |  |
| 1001 & over Seats   | 1 | \$750.00 | \$770.00 | \$750.00   | \$770.00   |  |
| Drive In-Each   | - | \$250.00 | \$260.00 | \$0.00     | \$0.00     |  |

City of Jonesboro  
Finance Department  
Privilege License Fees

|   |               |          |          |          |            |
|---|---------------|----------|----------|----------|------------|
| Pool Hall   | -             | \$75.00  | \$110.00 | \$0.00   | \$0.00     |
| Recreation Center   | -             | \$75.00  | \$110.00 | \$0.00   | \$0.00     |
| Rides/Concessions   | -             | \$75.00  | \$110.00 | \$0.00   | \$0.00     |
| Skating Rink  | 1             | \$225.00 | \$230.00 | \$225.00 | \$230.00   |
| <b>Entertainers</b>   |               |          |          |          |            |
| Bands   | -             | \$75.00  | \$110.00 | \$0.00   | \$0.00     |
| Clowns  | -             | \$75.00  | \$110.00 | \$0.00   | \$0.00     |
| Magicians   | -             | \$75.00  | \$110.00 | \$0.00   | \$0.00     |
| Circus  | -             | \$75.00  | \$110.00 | \$0.00   | \$0.00     |
| <b>Antiques/Craft Malls/Flea Market-Storage-Roadside</b>          |               |          |          |          |            |
| Antique Stores  | -             | \$50.00  | \$70.00  | \$0.00   | \$0.00     |
| Craft Malls   | -             | \$75.00  | \$90.00  | \$0.00   | \$0.00     |
| Flea Markets/Storage/Outdoor/Contained Buildings                  | 8             | \$75.00  | \$90.00  | \$600.00 | \$720.00   |
| Second Hand & or Consignment Shops                                | 13            | \$75.00  | \$90.00  | \$975.00 | \$1,170.00 |
| Pawn Shops  | 7             | \$75.00  | \$130.00 | \$525.00 | \$910.00   |
| <b>Rental Property Owners: Base Fee \$100.00 ( New Category )</b> |               |          |          |          |            |
| Residential Houses & Apartments: Base Fee \$100.00                | -             |          |          |          |            |
| \$1.00 for the 1st 100 units                                      | (9,384 units) |          |          |          |            |
| \$2.00 per unit 101 & over  | -             |          |          |          |            |
| Commerical Building/or Office Space \$2.00 per space/Building     | -             |          |          |          |            |
| Warehouse/Industrial Space: \$5.00 per Unit                       | -             |          |          |          |            |
| Home Peaks same as residential                                    | -             |          |          |          |            |
| <b>Cleaners/Coin-Operated Self-Service/Laundries</b>              |               |          |          |          |            |
| Coin Operated Self Serve Laundry                                  | 3             | \$100.00 | \$130.00 | \$300.00 | \$390.00   |
| Linen/Towell  | 1             | \$350.00 | \$360.00 | \$350.00 | \$360.00   |
| Uniform Service only  | 1             | \$150.00 | \$170.00 | \$150.00 | \$170.00   |
| <b>Vending Machines</b>   |               |          |          |          |            |
| Food Service Co.  | 4             | \$20.00  | \$66.00  | \$80.00  | \$264.00   |

**City of Jonesboro**  
**Finance Department**  
**Privilege License Fees**

|   |     |            |            |            |            |
|---|-----|------------|------------|------------|------------|
| Cigarette Mach.Each   | -   | \$2.50     | \$5.00     | \$0.00     | \$0.00     |
| Amusement/Each  | 9   | \$5.00     | \$7.00     | \$45.00    | \$63.00    |
| Confectionery   | -   | \$75.00    | \$110.00   | \$0.00     | \$0.00     |
| <b>Real Estate Agents: Base Fee \$75.00 ea.</b>                 |     |            |            |            |            |
| Real Estate each Agent  | 225 | \$25.00    | \$35.00    | \$5,625.00 | \$7,875.00 |
| <b>Produce Sales/Road Side</b>                                  |     |            |            |            |            |
| Fruit/Veg./Dealer/Stand/Seasonal not pro-rated                  | 10  | \$50.00    | \$50.00    | \$500.00   | \$500.00   |
| <b>Income Tax Services</b>                                      |     |            |            |            |            |
| Income Tax Services/Not Pro-Rated                               | -   | \$100.00   | \$130.00   | \$0.00     | \$0.00     |
| <b>Mobile Home Sales/Service</b>                                |     |            |            |            |            |
| New Mobile Home Sales   | 1   | \$300.00   | \$380.00   | \$300.00   | \$380.00   |
| Used Mobile Home Sales  | -   | \$185.00   | \$208.00   | \$0.00     | \$0.00     |
| Repairs/Escort  | -   | \$75.00    | \$110.00   | \$0.00     | \$0.00     |
| <b>Itinerant Merchant: \$200.00 (License Good for 4 Months)</b> |     |            |            |            |            |
| Fish Market/Peddler   | 1   | \$75.00    | \$90.00    | \$75.00    | \$90.00    |
| Peddlers(4 month period)  | 35  | \$150.00   | \$160.00   | \$5,250.00 | \$5,600.00 |
| <b>Radio Stations: Base Fee \$700.00</b>                        |     |            |            |            |            |
| Radio Stations: Base Fee \$700.00                               | 2   | \$500.00   | \$540.00   | \$1,000.00 | \$1,080.00 |
| Radio & Audio Repair  | -   | \$75.00    | \$90.00    | \$0.00     | \$0.00     |
| <b>Television Stations: Base Fee \$700.00</b>                   |     |            |            |            |            |
| Each Station  | 1   | \$500.00   | \$540.00   | \$500.00   | \$540.00   |
| <b>Newspaper Publisher</b>                                      |     |            |            |            |            |
| Newspaper Publisher/Daily                                       | 1   | \$1,000.00 | \$1,100.00 | \$1,000.00 | \$1,100.00 |
| Magazine/Weekly Publisher                                       | 1   | \$75.00    | \$110.00   | \$75.00    | \$110.00   |
| Directories/Printing/Publishing                                 | 1   | \$250.00   | \$260.00   | \$250.00   | \$260.00   |

City of Jonesboro  
Finance Department  
Priviledge License Fees

|  |  |   |            |            |                     |                     |
|--|--|---|------------|------------|---------------------|---------------------|
| City of Jonesboro                              |  |   |            |            |                     |                     |
| Finance Department                             |  |   |            |            |                     |                     |
| Priviledge License Fees                        |  |   |            |            |                     |                     |
| Bottlers: Base Fee \$400.00                    |  |   |            |            |                     |                     |
| Bottlers-1000 Cases/Day                        |  | - | \$0.00     | \$80.00    | \$0.00              | \$0.00              |
| over 2,000 Cases/Day                           |  | 2 | \$350.00   | \$360.00   | \$700.00            | \$720.00            |
| Meat: Packing House Base Fee \$600.00          |  |   |            |            |                     |                     |
| Meats Paking House                             |  | - | \$500.00   | \$540.00   | \$0.00              | \$0.00              |
| Meat Market/Inv.                               |  | - | \$0.00     | \$0.00     | \$0.00              | \$0.00              |
| Meat Market/Wholesale                          |  | 1 | \$300.00   | \$320.00   | \$300.00            | \$320.00            |
| Utilities: Co-Ops Base Fee \$1200.00           |  |   |            |            |                     |                     |
| Co-Ops   |  | 1 | \$1,000.00 | \$1,040.00 | \$1,000.00          | \$1,040.00          |
| Schools - Instructional & Personal Development |  |   |            |            |                     |                     |
| Karate School                                  |  | 4 | \$75.00    | \$110.00   | \$300.00            | \$440.00            |
| Art-Teachers/Classes                           |  | 2 | \$50.00    | \$90.00    | \$100.00            | \$180.00            |
| Dancing/School-etc                             |  |   |            |            |                     |                     |
| Instructor                                     |  | - | \$50.00    | \$90.00    | \$0.00              | \$0.00              |
| School   |  | 1 | \$50.00    | \$90.00    | \$50.00             | \$90.00             |
| Dance Hall                                     |  | 1 | \$350.00   | \$360.00   | \$350.00            | \$360.00            |
| Day School                                     |  | - | \$75.00    | \$110.00   | \$0.00              | \$0.00              |
| <b>TOTALS</b>                                  |  |   |            |            | <b>\$637,155.32</b> | <b>\$733,756.96</b> |



City of Jonesboro  
Engineering Department  
Permit/Inspection Fees

| Fee Description   | 2008 Quantity | 2008 Fees | 2008 Revenue       | Proposed Fees | Potential Revenue Based On 2008 Quantities | Amount of Proposed Increase |
|---|---------------|-----------|--------------------|---------------|--|-----------------------------|
| Floodplain Permit Per Acre ❶  | 10            | \$0.00    | \$0.00             | \$100.00      | \$1,000.00                                 | \$100.00                    |
| Drainage Alteration / Modification Permit                           |               |           |                    |               |  |                             |
| Base Fee (+)  | 5             | \$0.00    | \$0.00             | \$25.00       | \$125.00                                   | \$125.00                    |
| Cost Per Linear Foot ❷  | 500           |           |                    | \$0.10        | \$50.00                                    | \$0.10                      |
| Stormwater (NPDES) / Grading Permit                                 |               |           |                    |               |  |                             |
| Price Per Acre ❸  | 36            | \$0.00    | \$0.00             | \$100.00      | \$3,600.00                                 | \$100.00                    |
| Site Development Review Permit                                      |               |           |                    |               |  |                             |
| Flat Fee For Subdivisions 10 Lots Or Less                           | 1             | \$0.00    | \$0.00             | \$250.00      | \$250.00                                   | \$250.00                    |
| Fee For Subdivision Over 10 Lots Calculated Per Lot                 | 88            | \$0.00    | \$0.00             | \$25.00       | \$2,200.00                                 | \$25.00                     |
| Stormwater Management Plan Permit & Review (Site Plan)              |               |           |                    |               |  |                             |
| Flat Fee For Sites 3.5 Acres or Less                                | 60            | \$0.00    | \$0.00             | \$350.00      | \$21,000.00                                | \$350.00                    |
| Fee For Sites Over 3.5 Acres Calculated Per Lot                     | 6             | \$0.00    | \$0.00             | \$100.00      | \$600.00                                   | \$100.00                    |
| Stormwater Appeal Fee   |               |           |                    |               |  |                             |
| Flat Fee  | 1             | \$0.00    | \$0.00             | \$100.00      | \$100.00                                   | \$100.00                    |
| Advertising   | 1             | \$0.00    | \$0.00             | Cost          |  |                             |
| Encroachment Permit   | 3             | \$5.00    | \$15.00            | \$50.00       | \$150.00                                   | \$45.00                     |
| Construction in ROW Permit (Street Cut, Bore, Driveway, Sidewalk) ❹ |               |           |                    |               |  |                             |
| Current Fees  | 870           | \$35.00   | \$30,450.00        |               |  |                             |
| Proposed Fees   |               |           |                    |               |  |                             |
| Flat Fee Per Location   | 870           |           | \$0.00             | \$75.00       | \$65,250.00                                | \$75.00                     |
| Subdivision Inspection Fee  |               |           |                    |               |  |                             |
| Flat Fee For Subdivisions 10 Lots Or Less                           | 1             | \$0.00    | \$0.00             | \$750.00      | \$750.00                                   | \$750.00                    |
| Fee For Subdivisions Over 10 Lots Calculated Per Lot                | 88            | \$0.00    | \$0.00             | \$75.00       | \$6,600.00                                 | \$75.00                     |
| <b>Totals</b>   |               |           | <b>\$30,465.00</b> |               | <b>\$101,675.00</b>                        |                             |

DRAFT

**Notes**

- ❶ 2008 flood plain permits were based upon a 1/2 acre.
- ❷ Based upon 100 linear feet average per modification.
- ❸ 2008 stormwater permits were based upon a 1/2 acre.
- ❹ Annual performance bond is required.

City of Jonesboro  
 Inspections  
 Inspection Fees

| Fee Description                   | 2008 Quantity | 2008 Fees | 2008 Revenue | Proposed Fees | Potential Revenue Based On 2008 Quantities | Amount of Proposed Increase |
|-----------------------------------|---------------|-----------|--------------|---------------|--|-----------------------------|
| <b>Building Permits</b>           |               |           |              |               |  |                             |
| Current                           |               |           |              |               |  |                             |
| up to 1000 sq. ft.                |               | \$40.00   |              |               |  |                             |
| 1001 to 1500 sq. ft.              |               | \$46.00   |              |               |  |                             |
| 1501 to 2000 sq. ft.              |               | \$48.00   |              |               |  |                             |
| 2001 to 2500 sq. ft.              |               | \$50.00   |              |               |  |                             |
| unheated sq. ft.                  |               | \$26.00   |              |               |  |                             |
| <b>TOTAL ①</b>                    |               |           | \$313,170.00 |               |  |                             |
| <b>Proposed Valuation Scale ②</b> |               |           |              |               |  |                             |
| < \$500                           |               | \$0.00    |              |               |  |                             |
| \$501 - \$13,000                  |               |           |              |               |  |                             |
| \$13,001 - \$34,000               |               |           |              |               |  |                             |
| \$34,001 - \$50,000               |               |           |              |               |  |                             |
| \$50,001 - \$100,000              |               |           |              |               |  |                             |
| \$100,001 - \$300,000             |               |           |              |               |  |                             |
| \$300,001 - \$500,000             |               |           |              |               |  |                             |
| \$500,001 - \$2,000,000           |               |           |              |               |  |                             |
| > \$2,000,001                     |               |           |              |               |  |                             |
| <b>TOTAL ③</b>                    |               |           |              |               | \$508,317.80                               |                             |
| <b>Current</b>                    |               |           |              |               |  |                             |
| Storage Building ④                |               | \$50.00   | \$0.00       |               |  |                             |
| Communication Towers ④            |               | \$250.00  | \$0.00       |               |  |                             |
| Bill Boards ④                     |               | \$250.00  | \$0.00       |               |  |                             |
| Drive-ways                        |               | \$35.00   | \$0.00       |               |  |                             |
| <b>Proposed by Square Foot</b>    |               |           |              |               |  |                             |

DRAFT

See Fee Calculation Worksheet

City of Jonesboro  
Inspections  
Inspection Fees

| Fee Description         | 2008 Quantity | 2008 Fees      | 2008 Revenue | Proposed Fees | Potential Revenue Based On 2008 Quantities | Amount of Proposed Increase |
|-------------------------|---------------|----------------|--------------|---------------|--|-----------------------------|
| Storage Building        |               |                |              | \$0.05        | \$0.00                                     |                             |
| Communication Towers    |               |                |              | \$0.06        | \$0.00                                     |                             |
| Bill Boards             |               |                |              | \$0.07        | \$0.00                                     |                             |
| <b>HVAC</b>             |               |                |              |               |  |                             |
| Current                 |               |                |              |               |  |                             |
| Residential             |               | \$25.00        |              |               |  |                             |
| 1 Ton                   |               | \$2.00 per ton |              |               |  |                             |
| Furnace                 |               | \$5.00         |              |               |  |                             |
| Commercial              |               | \$30.00        |              |               |  |                             |
| Furnace                 |               | \$5.00         |              |               |  |                             |
| 1 Ton                   |               | \$2.00 per ton |              |               |  |                             |
| 1 Vent Hood             |               | \$5.00         | \$17,732.00  |               |  |                             |
| Proposed by Square Foot |               |                |              |               |  |                             |
| Residential             | 1,664,416     |                |              | \$0.05        | \$83,220.80                                |                             |
| Multi-Family Units      | 162,438       |                |              | \$0.06        | \$9,746.28                                 |                             |
| Commercial              |               |                |              | \$0.07        | \$0.00                                     |                             |
| Re-inspection Fee       |               |                |              | \$40.00       | \$0.00                                     |                             |
| <b>Plumbing</b>         |               |                |              |               |  |                             |
| Current Residential     |               |                |              |               |  |                             |
| Residential Fee         |               | \$25.00        |              |               |  |                             |
| GP Open                 |               | \$2.00 ea      |              |               |  |                             |
| Sewer Stub              |               | \$5.00 ea      |              |               |  |                             |
| Sewer Connection        |               | \$5.00 ea      |              |               |  |                             |
| St. Cut                 |               | \$5.00 ea      |              |               |  |                             |
| Water Meter             |               | \$5.00         |              |               |  |                             |
| Water Sprinkler         |               | \$5.00         |              |               |  |                             |
| Gas Pressure            |               | \$5.00         |              |               |  |                             |
| Back Flow               |               | \$5.00         |              |               |  |                             |
| Elec. Water Heater      |               | \$5.00         |              |               |  |                             |
| Fixtures                |               | \$1.00 ea      |              |               |  |                             |

City of Jonesboro  
 Inspections  
 Inspection Fees

| Fee Description         | 2008 Quantity | 2008 Fees | 2008 Revenue | Proposed Fees | Potential Revenue Based On 2008 Quantities | Amount of Proposed Increase |
|-------------------------|---------------|-----------|--------------|---------------|--|-----------------------------|
| Gas water heater        |               | \$5.00    |              |               |  |                             |
| Current Commercial      |               |           |              |               |  |                             |
| Commercial Fee          |               | \$30.00   |              |               |  |                             |
| Fixtures                |               | \$1.00 ea |              |               |  |                             |
| Floor drain             |               | \$5.00    |              |               |  |                             |
| Gas Water Heater        |               | \$5.00    |              |               |  |                             |
| GP Open                 |               | \$2.00    |              |               |  |                             |
| Back Flow               |               | \$5.00    |              |               |  |                             |
| Sewer Connection        |               | \$5.00    |              |               |  |                             |
| Sewer Stub Out          |               | \$5.00    |              |               |  |                             |
| Water Meter             |               | \$5.00    |              |               |  |                             |
| Water Sprinkler         |               | \$5.00    |              |               |  |                             |
| Commercial Gas          |               | \$5.00    |              |               |  |                             |
| Electric Water Heater   |               | \$5.00    |              |               |  |                             |
| St Cut                  |               | \$5.00    |              |               |  |                             |
| Grease Trap             |               | \$5.00    | \$51,230.00  |               |  |                             |
| Proposed by Square Foot |               |           |              |               |  |                             |
| Residential             | 1,664,416     |           |              | \$0.05        | \$83,220.80                                |                             |
| Multi Family Units      | 162,438       |           |              | \$0.06        | \$9,746.28                                 |                             |
| Commercial              |               |           |              | \$0.07        | \$0.00                                     |                             |
| Re-Inspection           |               |           |              | \$40.00       | \$0.00                                     |                             |
| <b>Electrical</b>       |               |           |              |               |  |                             |
| Current Electrical      |               |           |              |               |  |                             |
| Residential Fee         |               | \$25.00   |              |               |  |                             |
| 1 amp                   |               | \$3.00    |              |               |  |                             |
| 1 circuit               |               | \$2.00    |              |               |  |                             |

DRAFT

City of Jonesboro  
Inspections  
Inspection Fees

| Fee Description                | 2008 Quantity | 2008 Fees | 2008 Revenue        | Proposed Fees | Potential Revenue Based On 2008 Quantities | Amount of Proposed Increase |
|--------------------------------|---------------|-----------|---------------------|---------------|--|-----------------------------|
| 1 temp power                   |               | \$10.00   |                     |               |  |                             |
| Electrical                     |               |           |                     |               |  |                             |
| Commercial fee                 |               | \$30.00   |                     |               |  |                             |
| 1 amp                          |               | \$3.00    |                     |               |  |                             |
| 1 circuit                      |               | \$2.00    |                     |               |  |                             |
| 1 temp power                   |               | \$10.00   | \$64,367.00         |               |  |                             |
| <b>Proposed by Square Foot</b> |               |           |                     |               |  |                             |
| Residential                    | 1,664,416     |           |                     | \$0.05        | \$83,220.80                                |                             |
| Multi Family Unit              | 162,438       |           |                     | \$0.06        | \$9,746.28                                 |                             |
| Commercial                     |               |           |                     | \$0.07        | \$0.00                                     |                             |
| Re-inspection Fee              |               |           |                     | \$40.00       | \$0.00                                     |                             |
| <b>Other Permits</b>           |               |           |                     |               |  |                             |
| <b>Proposed</b>                |               |           |                     |               |  |                             |
| Roofing Permit for Re-Roof     |               |           |                     | \$100.00      | \$0.00                                     |                             |
| Insulation Permit              |               |           |                     | \$50.00       | \$0.00                                     |                             |
| New C/O                        | 60            |           |                     | \$40.00       | \$2,400.00                                 |                             |
| <b>Totals</b>                  |               |           | <b>\$446,499.00</b> |               | <b>\$789,619.04</b>                        | <b>\$343,120.04</b>         |

**Notes**

- ① This figure is the 2008 revenue reported in the 2009 Budget.
- ② Residential Example: Our current fee for a 2,000 sq ft home is \$546.00 based upon \$48 per sq. ft. With the new rates, the same home would generate a fee of \$1,047.00. Little Rock's fees are \$1,368.00 for the same home. Fayetteville charges \$965.00 for the same home. This calculation includes the permits for all of the electrical, HVAC and plumbing.
- ③ This figure was calculated by inputting the project value for each 2008 project into the worksheet and totalling up the value of all projects in 2008.
- ④ 2008 quantities for these items were not available, thus the revenue cannot be projected.  
Information was not available to calculate the commercial square footage for projects in 2008.

City of Jonesboro  
Inspections  
Inspection Fees

| <u>Project Valuation</u> | <u>Permit Fee</u> | <u>Review Fee</u> | <u>Data Fee</u>  | <u>Total Fee</u> |
|--------------------------|-------------------|-------------------|------------------|------------------|
| \$ 10,000.00             | \$ 52.00          | \$ 30.00          | \$ 2.00          | \$ 84.00         |
|                          |                   |                   | Education Tax    | \$ 5.00          |
|                          |                   |                   | <b>Total Fee</b> | <b>\$ 89.00</b>  |

**Permit Fee Calculations from \$13,001.00 to \$34,000.00 Valuations**

| <u>Project Valuation</u> | <u>Permit Fee</u> | <u>Review Fee</u> | <u>Data Fee</u>  | <u>Total Fee</u> |
|--------------------------|-------------------|-------------------|------------------|------------------|
| \$ 23,000.00             | \$ 87.75          | \$ 43.88          | \$ 2.00          | \$ 133.63        |
|                          |                   |                   | Education Tax    | \$ 11.50         |
|                          |                   |                   | <b>Total Fee</b> | <b>\$ 145.13</b> |

**Permit Fee Calculations from \$34,001.00 to \$50,000.00 Valuations**

| <u>Project Valuation</u> | <u>Permit Fee</u> | <u>Review Fee</u> | <u>Data Fee</u>  | <u>Total Fee</u> |
|--------------------------|-------------------|-------------------|------------------|------------------|
| \$ 50,000.00             | \$ 162.00         | \$ 81.00          | \$ 2.00          | \$ 245.00        |
|                          |                   |                   | Education Tax    | \$ 25.00         |
|                          |                   |                   | <b>Total Fee</b> | <b>\$ 270.00</b> |

**Permit Fee Calculations from \$50,001.00 to \$100,000.00 Valuations**

| <u>Project Valuation</u> | <u>Permit Fee</u> | <u>Review Fee</u> | <u>Data Fee</u>  | <u>Total Fee</u> |
|--------------------------|-------------------|-------------------|------------------|------------------|
| \$ 65,000.00             | \$ 195.75         | \$ 97.88          | \$ 4.00          | \$ 297.63        |
|                          |                   |                   | Education Tax    | \$ 32.50         |
|                          |                   |                   | <b>Total Fee</b> | <b>\$ 330.13</b> |

City of Jonesboro  
 Inspections  
 Inspection Fees

**Permit Fee Calculations from \$100,001.00 to \$300,000.00 Valuations**

| <u>Project Valuation</u> | <u>Permit Fee</u> | <u>Review Fee</u> | <u>Data Fee</u>  | <u>Total Fee</u> |
|--------------------------|-------------------|-------------------|------------------|------------------|
| \$ 120,000.00            | \$ 309.50         | \$ 154.75         | \$ 4.00          | <b>468.25</b>    |
|                          |                   |                   | Education Tax    | 60.00            |
|                          |                   |                   | <b>Total Fee</b> | <b>528.25</b>    |

**Permit Fee Calculations from \$300,001.00 to \$500,000.00 Valuations**

| <u>Project Valuation</u> | <u>Permit Fee</u> | <u>Review Fee</u> | <u>Data Fee</u>  | <u>Total Fee</u> |
|--------------------------|-------------------|-------------------|------------------|------------------|
| \$ 320,000.00            | \$ 659.50         | \$ 329.75         | \$ 6.00          | <b>995.25</b>    |
|                          |                   |                   | Education Tax    | 160.00           |
|                          |                   |                   | <b>Total Fee</b> | <b>1,155.25</b>  |

**Fee Calculations from \$500,001.00 To \$2,000,000.00 Valuations**

| <u>Project Valuation</u> | <u>Permit Fee</u> | <u>Review Fee</u> | <u>Data Fee</u>  | <u>Total Fee</u> |
|--------------------------|-------------------|-------------------|------------------|------------------|
| \$ 1,000,000.00          | \$ 1,599.50       | \$ 799.75         | \$ 6.00          | <b>2,405.25</b>  |
|                          |                   |                   | Education Tax    | 500.00           |
|                          |                   |                   | <b>Total Fee</b> | <b>2,905.25</b>  |

**Permit Fee Calculations over \$2,000,001.00 Valuations**

| <u>Project Valuation</u> | <u>Permit Fee</u> | <u>Review Fee</u> | <u>Data Fee</u> | <u>Total Fee</u> |
|--------------------------|-------------------|-------------------|-----------------|------------------|
| \$ 4,400,000.00          | \$ 5,849.50       | \$ 2,924.75       | \$ 6.00         | <b>8,780.25</b>  |
|                          |                   |                   | Education Tax   | 1,000.00         |

DRAFT

City of Jonesboro  
 Transportation Department  
 JETS Fees

| Fee Description |                       | Inventory | Current Value of Inventory | 2008 Quantity Sold | 2008 Fees   | 2008 Revenue | 2009 Quantity Sold (Proj) | 2009 Proposed Fees | Potential Revenue Based On 2008 Quantities | Amount of Proposed Increase |
|-----------------|-----------------------|-----------|----------------------------|--------------------|-------------|--------------|---------------------------|--------------------|--|-----------------------------|
| Fares           |                       |           |                            |                    |             |              |                           |                    |  |                             |
|                 | Adult                 | N/A       | N/A                        | 26109              | \$1.00      | \$26,109     | 32000                     | \$1.00             | \$32,000                                   | \$5,891                     |
|                 | Student               | N/A       | N/A                        | 5733               | \$0.75      | \$4,300      | 6666                      | \$0.75             | \$5,000                                    | \$700                       |
|                 | Student - Summer      | N/A       | N/A                        | 3145               | \$0.75      | \$2,359      | 10000                     | \$0.25             | \$2,500                                    | \$265                       |
|                 | Senior/ Disabled      | N/A       | N/A                        | 4278               | \$0.50      | \$2,139      | 6000                      | \$0.50             | \$3,000                                    | \$861                       |
|                 | Underage Children     | N/A       | N/A                        | 2545               | \$0.00      | \$0          | 10000                     | \$0.00             | \$0  | \$0                         |
|                 | Transfers             | N/A       | N/A                        | 19140              | \$0.00      | \$0          | 10000                     | \$0.00             | \$0  | \$0                         |
|                 | Paratransit 1         | N/A       | N/A                        | 4850               | \$2.00      | \$9,700      | 6000                      | \$2.00             | \$12,000                                   | \$2,300                     |
|                 | Paratransit 2         | N/A       | N/A                        | 0                  | \$4.00      | \$0.00       | 250                       | \$4.00             | \$1,000                                    | \$1,000                     |
|                 | Paratransit 3         | N/A       | N/A                        | 0                  | \$6.00      | \$0.00       | 3                         | \$6.00             | \$18                                       | \$18                        |
|                 | Paratransit 4         | N/A       | N/A                        | 0                  | \$8.00      | \$0.00       | 10                        | \$8.00             | \$80                                       | \$80                        |
|                 | Paratransit 5         | N/A       | N/A                        | 0                  | \$12.00     | \$0.00       | 4                         | \$12.00            | \$48                                       | \$48                        |
| Advertising     |                       |           |                            |                    |             |              |                           |                    |  |                             |
|                 | Wraps                 |           |                            |                    |             |              |                           |                    |  |                             |
|                 | Busses                | 8         | \$92,000                   | 5                  | \$13,860.00 | \$69,300     | 7                         | \$11,500           | \$80,500                                   | \$11,200                    |
|                 | PT Van                | 3         | \$15,500                   | 0                  | \$0.00      | \$0          | 1                         | \$4,500            | \$4,500                                    | \$4,500                     |
|                 | Outside Panels        |           |                            |                    |             |              |                           |                    |  |                             |
|                 | Buses 1026-1029, 1047 |           |                            |                    |             |              |                           |                    |  |                             |
|                 | Curbside              | 24        | \$44,856                   | 3                  | \$1,750.00  | \$5,250      | 5                         | \$1,869            | \$9,345                                    | \$4,095                     |
|                 | Street Side           | 16        | \$18,384                   | 5                  | \$1,400.00  | \$7,000      | 8                         | \$1,149            | \$9,192                                    | \$2,192                     |
|                 | Rear                  | 8         | \$10,392                   | 1                  | \$1,260.00  | \$1,260      | 4                         | \$1,299            | \$5,196                                    | \$3,936                     |
|                 | Front                 | 8         | \$3,112                    | 5                  | \$389.00    | \$1,945      | 5                         | \$389              | \$1,945                                    | \$0                         |
|                 | Buses 1038-1040       |           |                            |                    |             |              |                           |                    |  |                             |
|                 | Curbside              | 6         | \$11,124                   | 0                  | \$0.00      | \$0          | 1                         | \$2,189            | \$2,189                                    | \$2,189                     |
|                 | Street Side           | 6         | \$8,136                    | 0                  | \$0.00      | \$0          | 1                         | \$1,519            | \$1,519                                    | \$1,519                     |
|                 | Rear                  | 3         | \$3,957                    | 0                  | \$0.00      | \$0          | 1                         | \$1,999            | \$1,999                                    | \$1,999                     |
|                 | Front                 | 3         | \$1,167                    | 3                  | \$199.00    | \$597        | 3                         | \$389              | \$1,167                                    | \$570                       |



City of Jonesboro  
 Transportation Department  
 JETS Fees

| Fee Description  | Inventory | Current Value of Inventory | 2008 Quantity Sold | 2008 Fees  | 2008 Revenue        | 2009 Quantity Sold (Proj) | 2009 Proposed Fees | Potential Revenue Based On 2008 Quantities | Amount of Proposed Increase |
|--|-----------|----------------------------|--------------------|------------|---------------------|---------------------------|--------------------|--|-----------------------------|
| Inside Panels  |           |                            |                    |            |                     |                           |                    |  |                             |
| Buses 1026-1029, 1047                                      |           |                            |                    |            |                     |                           |                    |  |                             |
| 8 x 31   | 5         | \$1,945                    | 1                  | \$469.00   | \$469               | 1                         | \$389              | \$389                                      | -\$80                       |
| 8 x 31   | 5         | \$1,945                    | 0                  | \$469.00   | \$0                 | 1                         | \$389              | \$389                                      | \$389                       |
| 8 x 31   | 5         | \$1,945                    | 0                  | \$469.00   | \$0                 | 1                         | \$389              | \$389                                      | \$389                       |
| 8 x 31   | 5         | \$1,945                    | 0                  | \$469.00   | \$0                 | 1                         | \$389              | \$389                                      | \$389                       |
| 8 x 13   | 5         | \$795                      | 0                  | \$246.00   | \$0                 | 1                         | \$159              | \$159                                      | \$159                       |
| 8 x 32.5   | 5         | \$1,995                    | 0                  | \$491.00   | \$0                 | 1                         | \$399              | \$399                                      | \$399                       |
| 8 x 21.75  | 5         | \$1,195                    | 0                  | \$329.00   | \$0                 | 1                         | \$239              | \$239                                      | \$239                       |
| 8 x 26.5   | 5         | \$1,645                    | 0                  | \$408.00   | \$0                 | 1                         | \$329              | \$329                                      | \$329                       |
| 13 x 20  | 5         | \$1,995                    | 0                  | \$491.00   | \$0                 | 1                         | \$399              | \$399                                      | \$399                       |
| 8 x 34   | 5         | \$2,095                    | 0                  | \$513.00   | \$0                 | 1                         | \$419              | \$419                                      | \$419                       |
| Buses 1038-1040  |           |                            |                    |            |                     |                           |                    |  |                             |
| 22 x 9   | 3         | \$907                      | 0                  | \$270.00   | \$0                 | 1                         | \$299              | \$299                                      | \$299                       |
| 42 x 7   | 3         | \$1,207                    | 0                  | \$362.00   | \$0                 | 1                         | \$449              | \$449                                      | \$449                       |
| 42 x 7   | 3         | \$1,207                    | 0                  | \$362.00   | \$0                 | 1                         | \$449              | \$449                                      | \$449                       |
| 46 x 7   | 3         | \$1,407                    | 0                  | \$422.00   | \$0                 | 1                         | \$499              | \$499                                      | \$499                       |
| 52 x 7   | 3         | \$1,707                    | 0                  | \$512.00   | \$0                 | 1                         | \$559              | \$559                                      | \$559                       |
| 50 x 7   | 3         | \$1,607                    | 0                  | \$482.00   | \$0                 | 1                         | \$539              | \$539                                      | \$539                       |
| 45 x 7   | 3         | \$1,407                    | 0                  | \$422.00   | \$0                 | 1                         | \$479              | \$479                                      | \$479                       |
| Bus Shelter  |           |                            |                    |            |                     |                           |                    |  |                             |
| Outside  | 28        | \$41,972                   | 5                  | \$1,680.00 | \$8,400             | 3                         | \$1,499            | \$4,497                                    | -\$3,903.00                 |
| Inside   | 28        | \$36,372                   | 0                  | \$1,400.00 | \$0                 | 0                         | \$1,299            | \$0  | \$0.00                      |
| Sponsor Panel  | 28        | \$25,172                   | 2                  | \$1,000.00 | \$2,000             | 2                         | \$899              | \$1,798                                    | -\$202.00                   |
| <b>Totals</b>  |           | <b>\$342,491</b>           |                    |            | <b>\$138,468.75</b> |                           |                    | <b>\$184,030.50</b>                        | <b>\$45,561.75</b>          |
| <b>Notes</b>   |           |                            |                    |            |                     |                           |                    |  |                             |
| JETS is not proposing any fare increases.                  |           |                            |                    |            |                     |                           |                    |  |                             |
| All advertising prices are based upon a 12 month contract. |           |                            |                    |            |                     |                           |                    |  |                             |

City of Jonesboro  
Parks and Recreation  
Rental and Sponsorship Fees

| Fee Description                       | 2008 Quantity | Current Fees | 2008 Revenue | Proposed Fees | Potential Revenue Based On 2008 Quantities | Proposed Increase |
|---------------------------------------|---------------|--------------|--------------|---------------|--|-------------------|
| <b>Community Center Rooms</b>         |               |              |              |               |  |                   |
| Rooms                                 |               |              |              |               |  |                   |
| Weekday Per Hour                      | 88            | \$25.00      | \$2,200.00   | \$32.00       | \$2,816.00                                 | \$616.00          |
| Weekend Per Hour                      | 198           | \$32.00      | \$6,336.00   | \$32.00       | \$6,336.00                                 | \$0.00            |
| Special After Hours Fee Per Hour      | 7             | \$0.00       | \$0.00       | \$15.00       | \$105.00                                   | \$105.00          |
| Kitchen Rental                        | 24            | \$15.00      | \$360.00     | \$17.00       | \$408.00                                   | \$48.00           |
| Basketball Courts                     |               |              |              |               |  | \$0.00            |
| Per Court Per hour                    |               |              |              |               |  |                   |
| Weekend                               | 76            | \$32.00      | \$2,432.00   | \$32.00       | \$2,432.00                                 | \$0.00            |
| Weekday                               | 35            | \$25.00      | \$875.00     | \$32.00       | \$1,120.00                                 | \$245.00          |
| Basketball Team Practice Rate         |               |              |              | \$10.00       | \$0.00                                     |                   |
| Whole Facility Per Day                | 0             | \$0.00       | \$0.00       | \$350.00      | \$0.00                                     | \$0.00            |
| Deposit                               | 10            | \$100.00     | \$1,000.00   | \$100.00      | \$1,000.00                                 | \$1,000.00        |
| Climbing Wall                         |               |              |              |               |  | \$0.00            |
| Small Party (Under 10)                | 10            | \$55.00      | \$550.00     | \$64.00       | \$640.00                                   | \$90.00           |
| Large Party (Under 20)                | 10            | \$85.00      | \$850.00     | \$94.00       | \$940.00                                   | \$90.00           |
| Group (More than 20)                  | 840           | \$3.00       | \$2,520.00   | \$4.00        | \$3,360.00                                 | \$840.00          |
| <b>Joe Mac Campbell Field Rentals</b> |               |              |              |               |  |                   |
| Daily without lights                  | 0             | \$30.00      | \$0.00       | \$50.00       | \$0.00                                     | \$0.00            |
| Daily with lights                     | 38            | \$30.00      | \$1,140.00   | \$80.00       | \$3,040.00                                 | \$1,900.00        |
| Hourly without lights                 | 64            | \$0.00       | \$0.00       | \$15.00       | \$960.00                                   | \$960.00          |
| Hourly with lights                    | 35            | \$0.00       | \$0.00       | \$18.00       | \$630.00                                   | \$630.00          |
| Striping and Dragging Per Field       |               |              |              |               |  |                   |
| Baseball                              | 12            | \$0.00       | \$0.00       | \$30.00       | \$360.00                                   | \$360.00          |
| Large Soccer Striping Per Field       | 0             | \$0.00       | \$0.00       | \$150.00      | \$0.00                                     | \$0.00            |
| Small Soccer Striping Per Field       | 0             | \$0.00       | \$0.00       | \$100.00      | \$0.00                                     | \$0.00            |
| Micro Soccer Field Striping Per Field | 0             | \$0.00       | \$0.00       | \$50.00       | \$0.00                                     | \$0.00            |

City of Jonesboro  
Parks and Recreation  
Rental and Sponsorship Fees

| Fee Description                        | 2008 Quantity | Current Fees | 2008 Revenue | Proposed Fees | Potential Revenue Based On 2008 Quantities | Proposed Increase |
|--|---------------|--------------|--------------|---------------|--|-------------------|
| Soccer Layout Fee Per Field            | 0             | \$0.00       | \$0.00       | \$40.00       | \$0.00                                     | \$0.00            |
| Whole Facility Per Day                 |               | \$1,400.00   | \$0.00       | \$2,500.00    | \$0.00                                     | \$0.00            |
| Soccer Complex Per Day                 |               | \$1,350.00   | \$0.00       | \$1,350.00    | \$0.00                                     | \$0.00            |
| Baseball Complex Per Day               |               | \$1,350.00   | \$0.00       | \$1,350.00    | \$0.00                                     | \$0.00            |
| <b>Northside Baseball Field Rental</b> |               |              |              |               |  |                   |
| Daily without lights                   |               | \$30.00      |              | \$25.00       | \$0.00                                     | \$0.00            |
| Daily with lights                      | 134           | \$30.00      | \$4,020.00   | \$35.00       | \$4,690.00                                 | \$670.00          |
| Hourly without lights                  |               | \$0.00       | \$0.00       | \$8.00        | \$0.00                                     | \$0.00            |
| Hourly with lights                     |               | \$0.00       | \$0.00       | \$12.00       | \$0.00                                     | \$0.00            |
| Striping and Dragging Per Field        |               | \$0.00       | \$0.00       | \$30.00       | \$0.00                                     | \$0.00            |
| Whole Facility Per Day                 |               | \$1,400.00   | \$0.00       | \$200.00      | \$0.00                                     | \$0.00            |
| <b>Earl Bell Pool</b>                  |               |              |              |               |  |                   |
| Daily Fees                             |               |              |              |               |  |                   |
| Over 16 Year of Age                    | 4555          | \$2.00       | \$9,110.00   | \$2.00        | \$9,110.00                                 |                   |
| Under 16 Years of Age                  | 7202          | \$1.50       | \$10,803.00  | \$1.50        | \$10,803.00                                |                   |
| 10 Visit Adult Punch Card              |               | \$0.00       | \$0.00       | \$18.00       | \$0.00                                     | \$18.00           |
| 10 Visit Youth Punch Card              |               | \$0.00       | \$0.00       | \$14.00       | \$0.00                                     | \$14.00           |
| Group Fees                             |               |              |              |               |  |                   |
| Up to 30                               | 32            | \$70.00      | \$2,240.00   | \$80.00       | \$2,560.00                                 | \$320.00          |
| Up to 60                               | 5             | \$130.00     | \$650.00     | \$140.00      | \$700.00                                   | \$50.00           |
| Up to 90                               | 7             | \$190.00     | \$1,330.00   | \$220.00      | \$1,540.00                                 | \$210.00          |
| Over 90 People                         | 6             | \$210.00     | \$1,260.00   | \$250.00      | \$1,500.00                                 | \$240.00          |
| <b>Pavilions</b>                       |               |              |              |               |  |                   |
| CFP #1                                 | 25            | \$60.00      | \$1,500.00   | \$60.00       | \$1,500.00                                 | \$0.00            |
| CFP #2                                 | 37            | \$45.00      | \$1,665.00   | \$50.00       | \$1,850.00                                 | \$185.00          |
| CFP #3                                 | 62            | \$60.00      | \$3,720.00   | \$70.00       | \$4,340.00                                 | \$620.00          |

City of Jonesboro  
Parks and Recreation  
Rental and Sponsorship Fees

| Fee Description                         |                     | 2008 Quantity | Current Fees | 2008 Revenue | Proposed Fees | Potential Revenue Based On 2008 Quantities | Proposed Increase |
|---|---------------------|---------------|--------------|--------------|---------------|--|-------------------|
| CFP #4                                  |                     | 40            | \$60.00      | \$2,400.00   | \$70.00       | \$2,800.00                                 | \$400.00          |
| CFP #5                                  |                     | 95            | \$60.00      | \$5,700.00   | \$80.00       | \$7,600.00                                 | \$1,900.00        |
| CFP #6                                  |                     | 40            | \$0.00       | \$0.00       | \$40.00       | \$1,600.00                                 | \$1,600.00        |
| Joe Martin                              |                     | 86            | \$45.00      | \$3,870.00   | \$50.00       | \$4,300.00                                 | \$430.00          |
| JMCP Pavilions                          |                     | 37            | \$45.00      | \$1,665.00   | \$50.00       | \$1,850.00                                 | \$185.00          |
| Allen Park Pavilion                     |                     |               | \$0.00       | \$0.00       | \$0.00        |  |                   |
| <b>Craighead Forest Park Campground</b> |                     |               |              |              |               |  |                   |
| Site With Hook Ups                      |                     |               |              |              |               |  |                   |
|   | Daily               | 231           | \$18.00      | \$4,158.00   | \$20.00       | \$4,620.00                                 | \$462.00          |
|   | Weekly              | 16            | \$92.00      | \$1,472.00   | \$120.00      | \$1,920.00                                 | \$448.00          |
|   | Daily Senior        | 590           | \$9.00       | \$5,310.00   | \$10.00       | \$5,900.00                                 | \$590.00          |
|   | Weekly Senior       | 179           | \$46.00      | \$8,234.00   | \$60.00       | \$10,740.00                                | \$2,506.00        |
| Tent Campsite                           |                     |               |              |              |               |  |                   |
|   | Daily               | 175           | \$8.00       | \$1,400.00   | \$10.00       | \$1,750.00                                 | \$350.00          |
|   | Weekly              | 18            | \$46.00      | \$828.00     | \$60.00       | \$1,080.00                                 | \$252.00          |
| Dump Station Only                       |                     |               |              |              |               |  |                   |
|   |                     | 13            | \$9.00       | \$117.00     | \$10.00       | \$130.00                                   | \$13.00           |
| Winter                                  |                     |               |              |              |               |  |                   |
|   | Daily               | 50            | \$9.00       | \$450.00     | \$10.00       | \$500.00                                   | \$50.00           |
|   | Weekly              | 20            | \$46.00      | \$920.00     | \$60.00       | \$1,200.00                                 | \$280.00          |
|   | Walking Trail       | 2             | \$50.00      | \$100.00     | \$50.00       | \$100.00                                   | \$0.00            |
|   | Band Shell          | 5             | \$60.00      | \$300.00     | \$60.00       | \$300.00                                   | \$0.00            |
|   | Frisbee Golf Course | 0             | \$50.00      | \$0.00       | \$50.00       | \$0.00                                     | \$0.00            |
|   | 4th In The Forest   | 1             | \$1,500.00   | \$1,500.00   | \$1,100.00    | \$1,100.00                                 |                   |
| <b>Allen Park Tennis Courts</b>         |                     |               |              |              |               |  |                   |
| Resident                                |                     |               |              |              |               |  |                   |

City of Jonesboro  
Parks and Recreation  
Rental and Sponsorship Fees

| Fee Description                                |  | 2008 Quantity | Current Fees | 2008 Revenue | Proposed Fees | Potential Revenue Based On 2008 Quantities | Proposed Increase |
|--|--|---------------|--------------|--------------|---------------|--|-------------------|
| Adult Day                                      |  | 0             | \$2.00       | \$0.00       | \$2.00        | \$0.00                                     | \$0.00            |
| Adult Night                                    |  | 40            | \$3.00       | \$120.00     | \$3.00        | \$120.00                                   | \$0.00            |
| Senior/Youth Day                               |  | 0             | \$1.00       | \$0.00       | \$1.00        | \$0.00                                     | \$0.00            |
| Senior/Youth Night                             |  | 30            | \$2.00       | \$60.00      | \$2.00        | \$60.00                                    | \$0.00            |
| Annual Family                                  |  | 0             | \$100.00     | \$0.00       | \$100.00      | \$0.00                                     | \$0.00            |
| Annual Adult                                   |  | 0             | \$75.00      | \$0.00       | \$75.00       | \$0.00                                     | \$0.00            |
| Annual Youth                                   |  | 0             | \$35.00      | \$0.00       | \$35.00       | \$0.00                                     | \$0.00            |
| Annual Senior                                  |  | 0             | \$50.00      | \$0.00       | \$50.00       | \$0.00                                     | \$0.00            |
| Non Resident                                   |  |               |              |              |               |  | \$0.00            |
| Adult Day                                      |  | 0             | \$3.00       | \$0.00       | \$3.00        | \$0.00                                     | \$0.00            |
| Adult Night                                    |  | 15            | \$4.00       | \$60.00      | \$4.00        | \$60.00                                    | \$0.00            |
| Seniors/Youth Day                              |  | 0             | \$1.00       | \$0.00       | \$1.00        | \$0.00                                     | \$0.00            |
| Senior/Youth Night                             |  | 15            | \$2.00       | \$30.00      | \$2.00        | \$30.00                                    | \$0.00            |
| Annual Family                                  |  | 0             | \$125.00     | \$0.00       | \$125.00      | \$0.00                                     | \$0.00            |
| Annual Adult                                   |  | 0             | \$100.00     | \$0.00       | \$100.00      | \$0.00                                     | \$0.00            |
| Annual Youth                                   |  | 0             | \$50.00      | \$0.00       | \$50.00       | \$0.00                                     | \$0.00            |
| Annual Senior                                  |  | 0             | \$75.00      | \$0.00       | \$75.00       | \$0.00                                     | \$0.00            |
| Club Rentals                                   |  | 30            | \$40.00      | \$1,200.00   | \$96.00       | \$2,880.00                                 | \$1,680.00        |
| <b>Sponsorships</b>                            |  |               |              |              |               |  | \$0.00            |
| Drink  |  |               |              |              |               |  |                   |
| Entire Department                              |  | 1             | \$10,000.00  | \$0.00       | \$10,000.00   | \$10,000.00                                | \$10,000.00       |
| Coke Sponsorship (Allen Park and Earl Bell)    |  |               |              |              |               |  |                   |
| Pepsi Sponsorship (Allen C.C. and Parker Park) |  |               |              |              |               | \$0.00                                     | \$0.00            |
| 20 oz. Bottles Per Case                        |  |               | \$17.00      |              |               |  |                   |
| 20 oz. Bottled Water                           |  |               | \$17.00      |              |               |  |                   |
| 2 Liters                                       |  |               | \$1.10       |              |               |  |                   |
| Premix   |  |               | \$18.00      |              |               |  |                   |

City of Jonesboro  
Parks and Recreation  
Rental and Sponsorship Fees

| Fee Description |                     | 2008 Quantity | Current Fees | 2008 Revenue | Proposed Fees | Potential Revenue Based On 2008 Quantities | Proposed Increase |
|-----------------|---------------------|---------------|--------------|--------------|---------------|--|-------------------|
|                 | 12 oz cans          |               | \$6.50       |              |               |  |                   |
|                 | Vending             |               |              |              |               |  |                   |
|                 | Earl Bell           | 582           | \$0.24       | \$139.61     | \$0.25        | \$145.43                                   | \$5.82            |
|                 | Allen Park          | 795           | \$0.24       | \$190.78     | \$0.25        | \$198.73                                   | \$7.95            |
|                 | Parker Park         | 1031          | \$0.24       | \$247.40     | \$0.25        | \$257.71                                   | \$10.31           |
| Field           |                     |               |              |              |               |  |                   |
|                 | Fowler              | 1             | \$1,500.00   | \$0.00       | \$750.00      | \$750.00                                   | \$750.00          |
|                 | St. Bernard's       | 1             | \$1,500.00   | \$0.00       | \$750.00      | \$750.00                                   | \$750.00          |
|                 | Sudden Link         | 1             | \$1,500.00   | \$0.00       | \$750.00      | \$750.00                                   | \$750.00          |
|                 | #4                  | 1             | \$1,500.00   | \$0.00       | \$750.00      | \$750.00                                   | \$750.00          |
|                 | Atlas Asphalt       | 1             | \$1,000.00   | \$0.00       | \$500.00      | \$500.00                                   | \$500.00          |
|                 | Paul Arnold         | 1             | \$1,000.00   | \$0.00       | \$500.00      | \$500.00                                   | \$500.00          |
|                 | Deral Burrow        | 1             | \$2,500.00   | \$0.00       | \$1,250.00    | \$1,250.00                                 | \$1,250.00        |
|                 | Pepsi               | 1             | \$2,500.00   | \$0.00       | \$1,250.00    | \$1,250.00                                 | \$1,250.00        |
|                 | FCB                 | 1             | \$2,500.00   | \$0.00       | \$1,250.00    | \$1,250.00                                 | \$1,250.00        |
|                 | Bailey              | 1             | \$2,500.00   | \$0.00       | \$1,250.00    | \$1,250.00                                 | \$1,250.00        |
|                 | Optus               | 1             | \$1,500.00   | \$0.00       | \$0.00        | \$0.00                                     | \$0.00            |
|                 | Frito-Lay           | 1             | \$1,500.00   | \$5,000.00   | \$0.00        | \$0.00                                     | -\$5,000.00       |
|                 | #3                  | 1             | \$5,000.00   | \$0.00       | \$2,500.00    | \$2,500.00                                 | \$2,500.00        |
|                 | Taco Bell           | 1             | \$5,000.00   | \$0.00       | \$2,500.00    | \$2,500.00                                 | \$2,500.00        |
|                 | #5                  | 1             | \$4,000.00   | \$0.00       | \$2,000.00    | \$2,000.00                                 | \$2,000.00        |
|                 | Pepsi               | 1             | \$4,000.00   | \$0.00       | \$2,000.00    | \$2,000.00                                 | \$2,000.00        |
|                 | Regions/Holiday Inn | 1             | \$3,000.00   | \$0.00       | \$1,500.00    | \$1,500.00                                 | \$1,500.00        |
|                 | #4                  | 1             | \$3,000.00   | \$0.00       | \$1,500.00    | \$1,500.00                                 | \$1,500.00        |
|                 | St. Bernard's       | 1             | \$2,500.00   | \$0.00       | \$1,250.00    | \$1,250.00                                 | \$1,250.00        |
|                 | Hytrol              | 1             | \$2,500.00   | \$0.00       | \$1,250.00    | \$1,250.00                                 | \$1,250.00        |

City of Jonesboro  
Parks and Recreation  
Rental and Sponsorship Fees

| Fee Description   |  | 2008 Quantity | Current Fees | 2008 Revenue | Proposed Fees | Potential Revenue Based On 2008 Quantities | Proposed Increase |
|-------------------|--|---------------|--------------|--------------|---------------|--|-------------------|
| Kroeter           |  | 1             | \$2,000.00   | \$0.00       | \$1,000.00    | \$1,000.00                                 | \$1,000.00        |
| #1                |  | 1             | \$2,000.00   | \$0.00       | \$1,000.00    | \$1,000.00                                 | \$1,000.00        |
| #2                |  | 1             | \$2,000.00   | \$0.00       | \$1,000.00    | \$1,000.00                                 | \$1,000.00        |
| Liberty Bank      |  | 1             | \$2,000.00   | \$0.00       | \$1,000.00    | \$1,000.00                                 | \$1,000.00        |
| John Perry        |  | 1             | \$1,000.00   | \$0.00       | \$500.00      | \$500.00                                   | \$500.00          |
| T & C             |  | 1             | \$1,000.00   | \$0.00       | \$500.00      | \$500.00                                   | \$500.00          |
| Therapy Providers |  | 1             | \$1,000.00   | \$0.00       | \$500.00      | \$500.00                                   | \$500.00          |
| Lloyd McCracken   |  | 1             | \$1,000.00   | \$0.00       | \$500.00      | \$500.00                                   | \$500.00          |
| Colson Caster     |  | 1             | \$1,000.00   | \$0.00       | \$500.00      | \$500.00                                   | \$500.00          |
| Brodell           |  | 1             | \$1,500.00   | \$0.00       | \$750.00      | \$750.00                                   | \$750.00          |
| Cothorn           |  | 1             | \$1,500.00   | \$0.00       | \$750.00      | \$750.00                                   | \$750.00          |
| Heller            |  | 1             | \$1,500.00   | \$0.00       | \$750.00      | \$750.00                                   | \$750.00          |
| Highwater         |  | 1             | \$1,500.00   | \$0.00       | \$750.00      | \$750.00                                   | \$750.00          |
| Community Center  |  |               |              |              |               |  |                   |
| 4 x 8 signage     |  | 4             | \$0.00       | \$0.00       | \$250.00      | \$1,000.00                                 | \$1,000.00        |
| The Crag          |  | 1             | \$0.00       | \$0.00       | \$500.00      | \$500.00                                   | \$500.00          |
| North Room        |  | 1             | \$0.00       | \$0.00       | \$200.00      | \$200.00                                   | \$200.00          |
| South Room        |  | 1             | \$0.00       | \$0.00       | \$200.00      | \$200.00                                   | \$200.00          |
| Center Room       |  | 1             | \$0.00       | \$0.00       | \$200.00      | \$200.00                                   | \$200.00          |
| Pool              |  | 1             | \$0.00       | \$0.00       | \$2,000.00    | \$2,000.00                                 | \$2,000.00        |
| 4 x 8 signage     |  | 4             | \$0.00       | \$0.00       | \$250.00      | \$1,000.00                                 | \$1,000.00        |
| Community Room    |  | 1             | \$0.00       | \$0.00       | \$350.00      | \$350.00                                   | \$350.00          |
| Conference Room   |  | 1             | \$0.00       | \$0.00       | \$350.00      | \$350.00                                   | \$350.00          |
| COPPS Station     |  | 1             | \$0.00       | \$0.00       | \$350.00      | \$350.00                                   | \$350.00          |
| 4 x 8 signage     |  | 4             | \$0.00       | \$0.00       | \$250.00      | \$1,000.00                                 | \$1,000.00        |

DRAFT

City of Jonesboro  
Parks and Recreation  
Rental and Sponsorship Fees

| Fee Description      |                             | 2008 Quantity | Current Fees | 2008 Revenue        | Proposed Fees | Potential Revenue Based On 2008 Quantities | Proposed Increase |
|----------------------|-----------------------------|---------------|--------------|---------------------|---------------|--|-------------------|
|                      | Community Room              | 1             | \$0.00       | \$0.00              | \$350.00      | \$350.00                                   | \$350.00          |
|                      | Conference Room             | 1             | \$0.00       | \$0.00              | \$350.00      | \$350.00                                   | \$350.00          |
|                      | COPPS Station               | 1             | \$0.00       | \$0.00              | \$350.00      | \$350.00                                   | \$350.00          |
| Tennis Complex       |                             |               |              |                     |               |  |                   |
|                      | Title                       | 1             | \$0.00       | \$0.00              | \$2,000.00    | \$2,000.00                                 | \$2,000.00        |
|                      | Court                       | 12            | \$0.00       | \$0.00              | \$250.00      | \$3,000.00                                 | \$3,000.00        |
| Contract Instructors |                             |               |              |                     |               |  | \$0.00            |
|                      | Youth/Adult                 |               | 10% / 20%    | \$4,864.00          | 10% / 20%     | \$8,000.00                                 | \$3,136.00        |
| Association Fees     |                             |               |              |                     |               |  |                   |
|                      | Jonesboro Baseball Boosters | 1             | \$9,197.00   | \$9,197.00          | \$9,473.00    | \$9,473.00                                 | \$276.00          |
|                      | Craighead County Soccer     | 1             | \$9,197.00   | \$4,598.50          | \$9,473.00    | \$9,473.00                                 | \$4,874.50        |
|                      | Softball Association        | 1             | \$0.00       | \$0.00              | \$0.00        | \$0.00                                     | \$0.00            |
|                      | Junior Olympic Volleyball   | 1             | \$6,440.00   | \$6,440.00          | \$6,440.00    | \$6,440.00                                 | \$0.00            |
|                      | Little League Baseball      | 1             | \$4,000.00   | \$0.00              | \$4,400.00    | \$4,400.00                                 | \$4,400.00        |
|                      |                             |               |              |                     |               |  | \$0.00            |
| Development          |                             |               |              |                     |               |  | \$0.00            |
|                      | A & P Commission            |               |              | \$0.00              |               | \$125,000.00                               | \$125,000.00      |
| <b>TOTAL</b>         |                             |               |              | <b>\$124,132.29</b> |               | <b>\$332,967.86</b>                        |                   |

**Notes**

- ❶ Currently no deposits are required because of the logistical difficulty with producing a refund check. If the City decides to accept credit card payment we may be able to collect a deposit.
- ❷ Parks is proposing reducing the fee at Northside because the facilities are not of the same quality as Joe Mack Campbell Park.
- ❸ Pavilion pricing is based upon demand instead of pavilion size.



City of Jonesboro  
 Planning Department  
 Plan Review/Zoning Cases Fees

| Fee Description                                  | 2008 Quantity | 2008 Fees | 2008 Revenue | Proposed Fees | Potential Revenue Based On 2008 Quantities | Amount of Proposed Increase |
|--|---------------|-----------|--------------|---------------|--|-----------------------------|
| <b>Single Family Approvals</b>                   |               |           |              |               |  |                             |
| New Single Family Dwelling (per structure)       | 440           | \$0.00    | \$0.00       | \$100.00      | \$22,000                                   | \$22,000                    |
| New Multiple Family Dwellings (per structure)    | -             | \$50.00   | \$0.00       | \$100.00      | \$0  | \$50.00                     |
| Additions To Residential Dwellings               | -             | \$0.00    | \$0.00       | \$200.00      | \$0  | \$200.00                    |
| Detached Buildings and Other Accessory or        | -             | \$0.00    | \$0.00       | \$25.00       | \$0  | \$25.00                     |
| Alterations or Repairs of Residential Dwelling   | -             | \$0.00    | \$0.00       | \$25.00       | \$0  | \$25.00                     |
| Swimming pools (above or below ground)           | -             | \$0.00    | \$0.00       | \$25.00       | \$0  | \$25.00                     |
| Walls, fences, decks, antenna towers & satellite | -             | \$0.00    | \$0.00       | \$25.00       | \$0  | \$25.00                     |
| Driveway   | -             | \$0.00    | \$0.00       | \$25.00       | \$0  | \$25.00                     |
| <b>Commercial Building Permits</b>               |               |           |              |               |  |                             |
| 5,000 square feet or less                        | 294           | \$50.00   | \$14,700.00  | \$250.00      | \$73,500                                   | \$200.00                    |
| 5,001 square feet to 10,000 square feet          | -             | \$50.00   | \$0.00       | \$250.00      | \$0  | \$200.00                    |
| 10,001 square feet to 15,000 square feet         | 3             | \$50.00   | \$150.00     | \$500.00      | \$1,500                                    | \$450.00                    |
| 15,001 square feet to 20,000 square feet         | 2             | \$50.00   | \$100.00     | \$500.00      | \$1,000                                    | \$450.00                    |
| 20,001 square feet or more                       | 4             | \$50.00   | \$200.00     | \$500.00      | \$2,000                                    | \$450.00                    |
| Interior alterations or repairs of commercial or | -             | \$50.00   | \$0.00       | \$100.00      | \$0  | \$50.00                     |
| Awnings and Canopies                             | -             | \$50.00   | \$0.00       | \$100.00      | \$0  | \$50.00                     |
| Accessory buildings,walls,fences,decks,antenna   | -             | \$50.00   | \$0.00       | \$100.00      | \$0  | \$50.00                     |
| Parking Lots                                     | -             | \$50.00   | \$0.00       | \$100.00      | \$0  | \$50.00                     |
| Landfill and Extraction (land use only)          | -             | \$50.00   | \$0.00       | \$500.00      | \$0  | \$450.00                    |
| Gravel Mining                                    | -             |           | \$0.00       | \$500.00      | \$0  | \$500.00                    |
| Change of Use Certificate                        | -             |           | \$0.00       | \$35.00       | \$0  | \$35.00                     |
| Commercial Storage Tanks                         | -             |           | \$0.00       | \$100.00      | \$0  | \$100.00                    |
| Temporary Tents, Trailers & Structures           | -             | \$50.00   | \$0.00       | \$100.00      | \$0  | \$50.00                     |
|  |               |           |              |               | \$0  | \$0.00                      |
| <b>Residential Zoning Districts</b>              |               |           |              |               |  |                             |
| Zoning Map Amendments - Single Family Districts  |               |           |              |               | \$0  | \$0.00                      |
| Base Fee +                                       | -             | \$0.00    |              | \$250.00      | \$0  | \$250.00                    |
| Per Acre Fee                                     | -             | \$0.00    |              | \$100.00      | \$0  | \$100.00                    |

City of Jonesboro  
 Planning Department  
 Plan Review/Zoning Cases Fees

| Fee Description                                   | 2008<br>Quantity | 2008<br>Fees | 2008<br>Revenue | Proposed<br>Fees | Potential<br>Revenue Based<br>On 2008<br>Quantities | Amount of<br>Proposed<br>Increase |
|---|------------------|--------------|-----------------|------------------|---|-----------------------------------|
| Zoning Map Amendments - Multiple Family Districts |                  |              |                 |                  | \$0   | \$0.00                            |
| Base Fee +  | -                |              |                 | \$200.00         | \$0   | \$200.00                          |
| Per Acre Fee                                      | -                |              |                 | \$100.00         | \$0   | \$100.00                          |
| <b>Non-Residential Zoning Districts</b>           |                  |              |                 |                  |   |                                   |
| Zoning Map Amendments ①                           | 30               | \$100.00     | \$3,000.00      | \$300.00         | \$9,000   | \$200.00                          |
| Base Fee +  | -                |              |                 | \$100.00         | \$0   | \$100.00                          |
| Per Acre Fee                                      | -                |              |                 | \$100.00         | \$0   | \$100.00                          |
| Final Development Plans and Variations ②          |                  | \$0.00       | \$0.00          |                  | \$0   | \$0.00                            |
| <b>Special District Applications</b>              |                  |              |                 |                  |   |                                   |
| Village Residential Overlay                       | -                | \$100.00     | \$0.00          | \$250.00         | \$0   | \$150.00                          |
| Limited Use Overlay                               | -                | \$100.00     | \$0.00          | \$250.00         | \$0   | \$150.00                          |
| JMA-O, Jonesboro Municipal Overlay District       | -                | \$100.00     | \$0.00          | \$250.00         | \$0   | \$150.00                          |
| Planned Development District                      |                  |              |                 |                  |   | \$0.00                            |
| Fee per stage                                     | -                | \$100.00     | \$0.00          | \$250.00         | \$0   | \$150.00                          |
| <b>Board of Zoning Appeals Fees ③</b>             |                  |              |                 |                  |   |                                   |
| Residential Fees                                  | 36               | \$100.00     | \$3,600.00      | \$100.00         | \$3,600   | \$0.00                            |
| Commercial Fees                                   | -                | \$100.00     | \$0.00          | \$200.00         | \$0   | \$100.00                          |
| Conditional Use (MAPC)                            | 10               | \$100.00     | \$1,000.00      | \$200.00         | \$2,000   | \$100.00                          |
| Compatible Non-Comforming Use                     | -                | \$100.00     | \$0.00          | \$200.00         | \$0   | \$100.00                          |
| <b>Subdivision Planning Fees</b>                  |                  |              |                 |                  |   |                                   |
| Preliminary or Minor Plats & Replats:             |                  |              |                 |                  |   |                                   |
| Base Fee +  | 76               | \$25.00      | \$1,900.00      | \$100.00         | \$7,600   | \$75.00                           |
| Per Lot Fee                                       | 234              | \$0.60       | \$140.40        | \$4.00           | \$936   | \$3.40                            |
| 0 to5 acres                                       |                  |              |                 |                  |   |                                   |
| Base Fee +  | -                | \$0.00       | \$0.00          | \$100.00         | \$0   | \$100.00                          |
| Per Lot Fee                                       | -                | \$0.00       | \$0.00          | \$4.00           | \$0   | \$4.00                            |
| Over 5 to10 acres                                 |                  |              |                 |                  |   |                                   |

City of Jonesboro  
 Planning Department  
 Plan Review/Zoning Cases Fees

| Fee Description                          |  | 2008 Quantity | 2008 Fees | 2008 Revenue | Proposed Fees | Potential Revenue Based On 2008 Quantities | Amount of Proposed Increase |
|--|--|---------------|-----------|--------------|---------------|--|-----------------------------|
|  | Base Fee +                             | -             | \$0.00    | \$0.00       | \$200.00      | \$0  | \$200.00                    |
|  | Per Lot Fee                            | -             | \$0.00    | \$0.00       | \$4.00        | \$0  | \$4.00                      |
| Over 10 to 20 acres                      |  |               |           |              |               |  |                             |
|  | Base Fee +                             | -             | \$0.00    | \$0.00       | \$200.00      | \$0  | \$200.00                    |
|  | Per Lot Fee                            | -             | \$0.00    | \$0.00       | \$4.00        | \$0  | \$4.00                      |
| Over 20 to 40 acres                      |  |               |           |              |               |  |                             |
|  | Base Fee +                             | -             | \$0.00    | \$0.00       | \$200.00      | \$0  | \$200.00                    |
|  | Per Lot Fee                            | -             | \$0.00    | \$0.00       | \$4.00        | \$0  | \$4.00                      |
| Over 40 acres                            |  |               |           |              |               |  |                             |
|  | Base Fee +                             | -             | \$0.00    | \$0.00       | \$200.00      | \$0  | \$200.00                    |
|  | Per Lot Fee                            | -             | \$0.00    | \$0.00       | \$4.00        | \$0  | \$4.00                      |
| Subdivision Road Signage Fee (per sign)  |  |               | \$150.00  |              | \$250.00      |  |                             |
| <b>On/Off-Premise Signage Permits</b>    |  |               |           |              |               |  |                             |
|  | Off-Site signs (Billboards) (per face) | 6             | \$250.00  | \$1,500.00   | \$1,000.00    | \$6,000                                    | \$750.00                    |
|  | High Rise Interstate Signs (per face)  | -             | \$50.00   | \$0.00       | \$1,000.00    | \$0  | \$950.00                    |
| Bulletin Board                           |  |               |           |              |               |  |                             |
|  | Base Fee                               | -             | \$50.00   | \$0.00       | \$50.00       | \$0  | \$0.00                      |
|  | Square Foot Per Face Fee               | -             |           | \$0.00       | \$1.00        | \$0  | \$1.00                      |
| Construction Sign (Per Sq. Ft. per Face) |  |               |           |              |               |  |                             |
|  | Base Fee                               | -             | \$50.00   | \$0.00       | \$50.00       | \$0  | \$0.00                      |
|  | Square Foot Per Face Fee               | -             |           | \$0.00       | \$1.00        | \$0  | \$1.00                      |
| Ground Sign New                          |  |               |           |              |               |  |                             |
|  | Base Fee                               | -             | \$50.00   | \$0.00       | \$50.00       | \$0  | \$0.00                      |
|  | Square Foot Per Face Fee               | -             |           | \$0.00       | \$1.00        | \$0  | \$1.00                      |
| Wall & Awning Signs                      |  |               |           |              |               |  |                             |
|  | Base Fee                               | -             | \$50.00   | \$0.00       | \$50.00       | \$0  | \$0.00                      |
|  | Square Foot Per Face Fee               | -             |           | \$0.00       | \$1.00        | \$0  | \$1.00                      |
| Directional Sign                         |  |               |           |              |               |  |                             |

City of Jonesboro  
 Planning Department  
 Plan Review/Zoning Cases Fees

| Fee Description                          |                          | 2008 Quantity | 2008 Fees | 2008 Revenue | Proposed Fees | Potential Revenue Based On 2008 Quantities | Amount of Proposed Increase |
|--|--------------------------|---------------|-----------|--------------|---------------|--|-----------------------------|
|  | Base Fee                 | -             | \$50.00   | \$0.00       | \$50.00       | \$0  | \$0.00                      |
|  | Square Foot Per Face Fee | -             |           | \$0.00       | \$1.00        | \$0  | \$1.00                      |
| Pole Sign                                |                          |               |           |              |               |  |                             |
|  | Base Fee                 | -             | \$50.00   | \$0.00       | \$50.00       | \$0  | \$0.00                      |
|  | Square Foot Per Face Fee | -             |           | \$0.00       | \$1.00        | \$0  | \$1.00                      |
| Marquee Sign                             |                          |               |           |              |               |  |                             |
|  | Base Fee                 | -             | \$50.00   | \$0.00       | \$50.00       | \$0  | \$0.00                      |
|  | Square Foot Per Face Fee | -             |           | \$0.00       | \$1.00        | \$0  | \$1.00                      |
| Corner or Interior Parcel Sign           |                          |               |           |              |               |  |                             |
|  | Base Fee                 | -             | \$50.00   | \$0.00       | \$50.00       | \$0  | \$0.00                      |
|  | Square Foot Per Face Fee | -             |           | \$0.00       | \$1.00        | \$0  | \$1.00                      |
| Promotional Event Signs:                 |                          |               |           |              |               |  |                             |
| a. Banner                                |                          |               |           |              |               |  |                             |
|  | Base Fee                 | -             | \$50.00   | \$0.00       | \$50.00       | \$0  | \$0.00                      |
|  | Square Foot Per Face Fee | -             |           | \$0.00       | \$1.00        | \$0  | \$1.00                      |
|  | b. Special Event Sign    | -             | \$0.00    | \$0.00       | \$35.00       | \$0  | \$35.00                     |
|  | c. Grand Opening Sign    | -             | \$0.00    | \$0.00       | \$35.00       | \$0  | \$35.00                     |
| <b>Mapping and Duplicating Services</b>  |                          |               |           |              |               |  |                             |
| 8 1/2"x11" Copies (Blk/Wht):             |                          |               |           |              |               |  |                             |
|  | Fee Per Page             |               | \$0.00    | \$0.00       | \$0.00        | \$0  | \$0.00                      |
| 8 1/2"x11" Maps (Color Map) Fee Per Page |                          |               |           |              |               |  |                             |
|  | Fee Per Page             |               | \$0.00    | \$0.00       | \$0.00        | \$0  | \$0.00                      |
| Over size pages                          |                          |               |           |              |               |  |                             |
|  | Fee Per Page             |               | \$0.00    | \$0.00       | \$5.00        | \$0  | \$5.00                      |
| Zoning Resolution                        |                          |               |           |              |               |  |                             |
|  | Fee Per Page             |               | \$0.00    | \$0.00       | \$0.00        | \$0  | \$0.00                      |
| Zoning Resolution                        |                          |               |           |              |               |  |                             |
|  | Fee Per Page +           |               | \$0.00    | \$0.00       | \$10.00       | \$0  | \$10.00                     |

City of Jonesboro  
 Planning Department  
 Plan Review/Zoning Cases Fees

| Fee Description |  | 2008 Quantity | 2008 Fees | 2008 Revenue       | Proposed Fees | Potential Revenue Based On 2008 Quantities | Amount of Proposed Increase |
|-----------------|--|---------------|-----------|--------------------|---------------|--|-----------------------------|
|                 | Postage  |               |           |                    |               |  |                             |
|                 | Zoning Map (36"x50")                                 |               |           |                    |               |  |                             |
|                 | Fee Per Page +                                       |               | \$20.00   | \$0.00             | \$25.00       | \$0  | \$5.00                      |
|                 | Postage  |               |           |                    |               |  |                             |
|                 | Land Use Map (36"x44")                               |               |           |                    |               |  |                             |
|                 | Fee Per Page   |               | \$20.00   | \$0.00             | \$20.00       | \$0  | \$0.00                      |
|                 | 11"x17" Maps   |               |           |                    |               |  |                             |
|                 | Fee Per Page   |               | \$10.00   | \$0.00             | \$20.00       | \$0  | \$10.00                     |
|                 | Property Owner Search/Plat Map                       |               |           | \$0.00             | \$20.00       | \$0  | \$20.00                     |
|                 | Fee Per Page   |               | \$1.00    | \$0.00             | \$2.00        | \$0  | \$20.00                     |
|                 | Zoning Certification/Verification Letter (Certifying |               |           |                    |               |  |                             |
|                 | Fee Per Page   |               | \$1.00    | \$0.00             | \$2.00        | \$0  | \$15.00                     |
| <b>Totals</b>   |  |               |           | <b>\$26,290.40</b> |               | <b>\$129,136.00</b>                        |                             |


Notes

- ❶ Potential revenues were calculated using lowest fee in the category because the quantities tracked were not always specific to the new fee structure. Also, future revenues may show a slight increase due to unknown data for items not currently having a fee.
- ❷ Applicants pay all charges when for Final Development Plans and Variations, Public Notices, Legal Advertisements and Recording Fees
- ❸ All 2008 Board of Zoning fees accounted for under residential fees line item
- ❹ All 2008 on/off-premise sign permit figures are accounted for under commercial permits

City of Jonesboro  
Streets Department  
Street Maintenance Fees

| Fee Description |                       |  | 2008<br>Quantity | 2008 Fees | 2008<br>Revenue | Proposed<br>Fees | Potential<br>Revenue<br>Based On<br>2008<br>Quantities | Proposed<br>Increase |
|-----------------|-----------------------|--|------------------|-----------|-----------------|------------------|--|----------------------|
| Street Plates   |                       |  |                  |           |                 |                  |  |                      |
|                 | First Plate           |  | 200              | \$0.00    | \$0.00          | \$30.00          | \$6,000.00   | \$6,000.00           |
|                 | Each Additional Plate |  | 60               | \$0.00    | \$0.00          | \$5.00           | \$300.00   | \$300.00             |
| Barricades      |                       |  |                  |           |                 |                  | \$0.00   | \$0.00               |
|                 | Type 2                |  | 10               | \$0.00    | \$0.00          | \$20.00          | \$200.00   | \$200.00             |
| Asphalt Repair  |                       |  |                  |           |                 |                  | \$0.00   | \$0.00               |
|                 | Price per Repair      |  | 190              | \$0.00    | \$0.00          | \$200.00         | \$38,000.00  | \$38,000.00          |
| Street Cuts     |                       |  |                  |           |                 |                  | \$0.00   | \$0.00               |
|                 | Current Fees          |  | 190              | \$0.00    | \$0.00          | \$0.00           | \$0.00   | \$0.00               |
|                 | Proposed Fees         |  |                  |           |                 |                  | \$0.00   | \$0.00               |
|                 | Base Fee (+)          |  | 190              | \$0.00    | \$0.00          | \$30.00          | \$5,700.00   | \$5,700.00           |
|                 | Price Per Sq. Ft.     |  | 100000           | \$0.00    | \$0.00          | \$0.00           | \$5,700.00   | \$5,700.00           |
| <b>Totals</b>   |                       |  |                  |           |                 |                  | <b>\$55,900.00</b>                                     | <b>\$55,900.00</b>   |

DRAFT



City of Jonesboro Schedule of License Fees

Professionals: \$300.00 ea. Professional

Accountants-Attorney's-Appraisers-Architects-Beauty Schools-Building & Loan Agents-Brokers-Chiropodist-Chiropractor-Counselors-Dental Labs-Dentists-Draftsman-Engineers-Funeral Homes-Geologist-Medical Laboratories-Landscaping-Oculist-Optometrist-Physicians-Phychologists-Surveyors-Veterinarians-all other Professionals, not otherwise classified.

Contractors: \$300.00 ea.


General Building & Construction/Residential/Commercial -Asphalt-Brick-Cement Mfg.-all other Contractors not otherwise classified

Tradesmen/Sub-Contractors: \$250.00 ea.

Appliance Repair-Heat/Air Cond Insulation-Carpenters/Remolding-Cabinet Makers-Carpet Layers-Floor Maint-Hauling-Cement/Mason/Stone/ Layers-Designer Int./Ext.-Electrical-Heavy Equipment Operators-Insulation-Mechanical-Metal Work-Overhead Door Dealers/Installer-Sheet Rock-Plumbing-Roofing-Weatherproofing-Wrecking/House/Moving-Swimming Pools-Septic Tanks-Tree Service-Sign Co.'s- & any other Contractor/Tradesman not otherwise classified

Manufacturers: Fee Base # of Employees

|                     |          |                       |            |
|---------------------|----------|-----------------------|------------|
| 1 to 5 Employees:   | \$150.00 | 100 to 120 Employees: | \$1,150.00 |
| 6 to 15 Employees:  | \$200.00 | 121 to 140 Employees: | \$1,192.00 |
| 16 to 30 Employees: | \$250.00 | 141 to 161 Employees: | \$1,200.00 |
| 31 to 40 Employees: | \$425.00 | 161 to 180 Employees: | \$1,425.00 |
| 41 to 50 Employees: | \$575.00 | 181 to 199 Employees: | \$1,575.00 |
| 51 to 55 Employees: | \$650.00 | 200 to 220 Employees: | \$1,650.00 |
| 56 to 65 Employees: | \$700.00 | 221 to 240 Employees: | \$1,700.00 |



City of Jonesboro Schedule of License Fees

|                     |                       |                       |            |
|---------------------|-----------------------|-----------------------|------------|
| 66 to 80 Employees: | \$750.00              | 241 to 260 Employees: | \$1,750.00 |
| 81 to 90 Employees: | \$925.00              | 261 to 280 Employees: | \$1,925.00 |
| 91 to 99 Employees: | \$1,075.00            | 281 to 299 Employees: | \$2,075.00 |
|                     | 300 & over employees: |                       | \$2,575.00 |

Service Business: \$250.00


Abstract-Adjusters-Advertising-Airplane/Schools/Service-Answering Service-Animal Clinics/Clinic only-Armature Winding-Awnings & Shutters-Art Teachers/Classes/Services-Artificial Limbs-Auctioneers/Auction House-Bail Bond-Bait Shops-Barber & Beauty Shops-Bicy-Beauty Shops-Bicycle Ser/Sales-Blueprint/Map Makers-Bookkeepers-Business Machines/Equipment-Business Schools-Catering Ser-CB Shops-Collection-Agency-Commercial Artist-Computer Sales/Business-Consulting Ser-Credit Bureau-Data Processing-Equipment/Ser-Delivery Ser-Directories-Distributors-Draperies/Installation/Mfg-Dressmakers/Designer/Int-Ext-Employment Agency-Engravers-Exterminators-Florist-Funeral Homes-Furniture Refinishing-Guard Ser-Feed Mills-Gun Repair-Musical Supply & Repair/Photo/Photographer/Studio-Hearing Aid Agency-Interior Decorator-Inventory Ser-Internet Business-Janitorial Ser-Karate-Kindergarten/-Day Care Ser-Yard Mowing-Locksmith-Machine Shop/Rentals-Massage Parlors-Nursery's-Optical Mfg/Supplies-Nursing Homes-Printing Services-Public Relations-Rentals-Repair Shops not Classified-Salvage Dealer/Salons-Secretarial Services-Travel Agency-Upholstery-Welding-Jewelry Repair-All other Service business not otherwise classified

Auto Sales & Service

New auto Dealers \$700.00 each Location  
 Used auto Dealers \$350.00 each Location  
 Airplane Sales: New: \$700.00 Used: \$350.00  
 Other Auto Services: \$250.00

Motorcycle Dealer/Repair/New & Used Fee base: \$400.00  
 Motorcycle Repair Only: \$250.00  
 New Boat Dealer \$700.00  
 Used boat Dealer \$350.00





City of Jonesboro Schedule of License Fees

Leasing-Repair Shops-Garages-Car Washes-Towing-Recapping-Parking Lots-Generator/Radiator Shops-Glass Installation & all other Auto services not otherwise classified

Auto Service/Store/Stations

\$300.00/includes Convenience stores with Gas Pumps  
Butane Gas Distributors: \$300.00 plus \$25.00 each Truck  
Gas-Oil Bulk Plant-\$400.00

Taxi Cab/Limousine: Base Fee:\$250.00/\$25.00 each vehicle

Retail Business: Fee Base Inventory


.007 x first 20,000.00 - .006 x Next 10,000.00 - .003 x Balance/Up to 7000.00 Max Fee \$50.00

Restaurants/Cafes/Private Clubs: Fee Based on Seating

|                            |          |
|----------------------------|----------|
| 1 to 20 In House Seats:    | \$100.00 |
| 21 to 30 In House Seats:   | \$125.00 |
| 31 to 40 In House Seats:   | \$150.00 |
| 41 to 75 In House Seats:   | \$175.00 |
| 76 to 100 In House Seats:  | \$210.00 |
| 101 to 150 In House Seats: | \$250.00 |
| 151 to 225 In House Seats: | \$290.00 |

Milk Dist./Base Fee \$250.00/\$25.00 ea. truck

|   |                   |
|---|-------------------|
| Delicatessen Take Out Only                    | \$150.00          |
| Drive In w/Car Service                        | \$175.00          |
| Bakeries-Pastry Shops:                        | Base Fee \$250.00 |
| Ice Cream/Drive-In/Wholesale/Retail Base Fee: | \$250.00          |



City of Jonesboro Schedule of License Fees

|                                |          |  |
|--------------------------------|----------|--|
| 226 to 300 In House Seats:     | \$325.00 | Ice Cream Truck/Seasonal: Base Fee \$150.00    |
| 301 & Over In House Seats:     | \$400.00 | Ice Dealer/Mfg./Frozen F. Locker: Fee \$250.00 |
| Delicatessen/Take Out/Drive-In | \$200.00 |  |


|                      |            |      |   |
|----------------------|------------|------|---|
| Banks: Main Branch:  | \$2,500.00 | Each | Loan Company/Personal/Saving/Real Estate: |
| Each Branch/Drive-In | \$200.00   | Each | Base Fee: \$300.00 each                   |

Motel/Hotels Fee Based on # of Rooms/\$250.00 Base Fee Plus \$3.00 per Room

- 1 to 9 Rooms
- 10 to 19 Rooms
- 20 to 29 Rooms
- 30 to 39 Rooms
- 40 to 49 Rooms
- 50 to 74 Rooms
- 75 to 99 Rooms
- 100 to 149 Rooms
- 150 & over Rooms

Recreation Services: Fee \$250.00 each Business

Rides-Concessions-Golf Course/Public/Miniature/Driving Range-Pool Halls-Skating Rinks-Dance Schools-Bowling Alleys- & any other Recreation Service not otherwise classified



### City of Jonesboro Schedule of License Fees

#### Motion Picture Theatres: Fee Based on Seating

|                   |          |
|-------------------|----------|
| 500 or less Seats | \$400.00 |
| 501 to 1000 Seats | \$600.00 |
| 1001 & over Seats | \$850.00 |

Entertainers: \$150.00/ Music/Bands-Clowns/Magicians

Base Fee on all Rental Property \$100.00 Plus per units

Rental Property, Business or Commercial Property, including Houses and Apartment units for Rent:(Owner)

Residential: Houses & Apartment units: \$1.00 per unit/House first 100-\$2.00 per unit/House each over 100/Same for Mobile Home Parks

Commercial Building/or Office Space; (owner) \$2.00 per space/Building

Warehouse's/Industrial Space available for rent: \$5.00 per space/or unit


Antiques/Craft Mall/Flea Market/Second Hand Stores

Fee: \$250.00 base fee \$5.00 per booth rental

Pawn Shops: \$350.00

Cleaners/Coin-Operated Self Ser/Laundries: Linen/Towel/Uniform Services: Base Fee \$400.00

\$250.00 Base Fee each Location



City of Jonesboro Schedule of License Fees

Vending Machines:

|                        |          |             |
|------------------------|----------|-------------|
| Food Service Co.       | \$250.00 |             |
| Amusement Machines     | \$15.00  | Ea. Machine |
| Other Vending Machines | \$15.00  | Ea. Machine |

Real Estate Agents: Base Fee/\$100.00 each

Produce Sales/Road Side  
\$50.00 not pro/rated/Seasonal

Income Tax Services: (Seasonal) \$250.00

Iron Dealer: Base Fee \$500.00


Mobile Home Sales/Service etc:

New Mobile Home Sales: \$500.00  
Used Mobile Home Sales: \$300.00  
Repairs/Escort Service; \$250.00

Machinery-Shop-Dealers-Rentals

New & Used Machinery: \$400.00  
Shop & Rentals/\$250.00

Itinerant Merchant: Fee: \$200.00 (License good for 4 months)



City of Jonesboro Schedule of License Fees

Radio Stations: Base Fee/\$700.00

Television Stations: Base Fee/\$700.00

|                                  |                    |
|----------------------------------|--------------------|
| Newspaper Publishers/Daily       | Base Fee:\$1500.00 |
| Magazine/Weekly Publisher        | Base Fee: \$250.00 |
| Directories: Printing/Publishing | Base Fee:\$300.00  |

Bottlers: Base Fee: \$400.00

Meat: Packing House Base Fee: \$600.00/Wholesale \$400.00/Meat Market Fee base Inventory

Utilities: Co-Ops Base Fee: \$1200.00

Concrete Mfg. Plant Base Fee: \$400.00