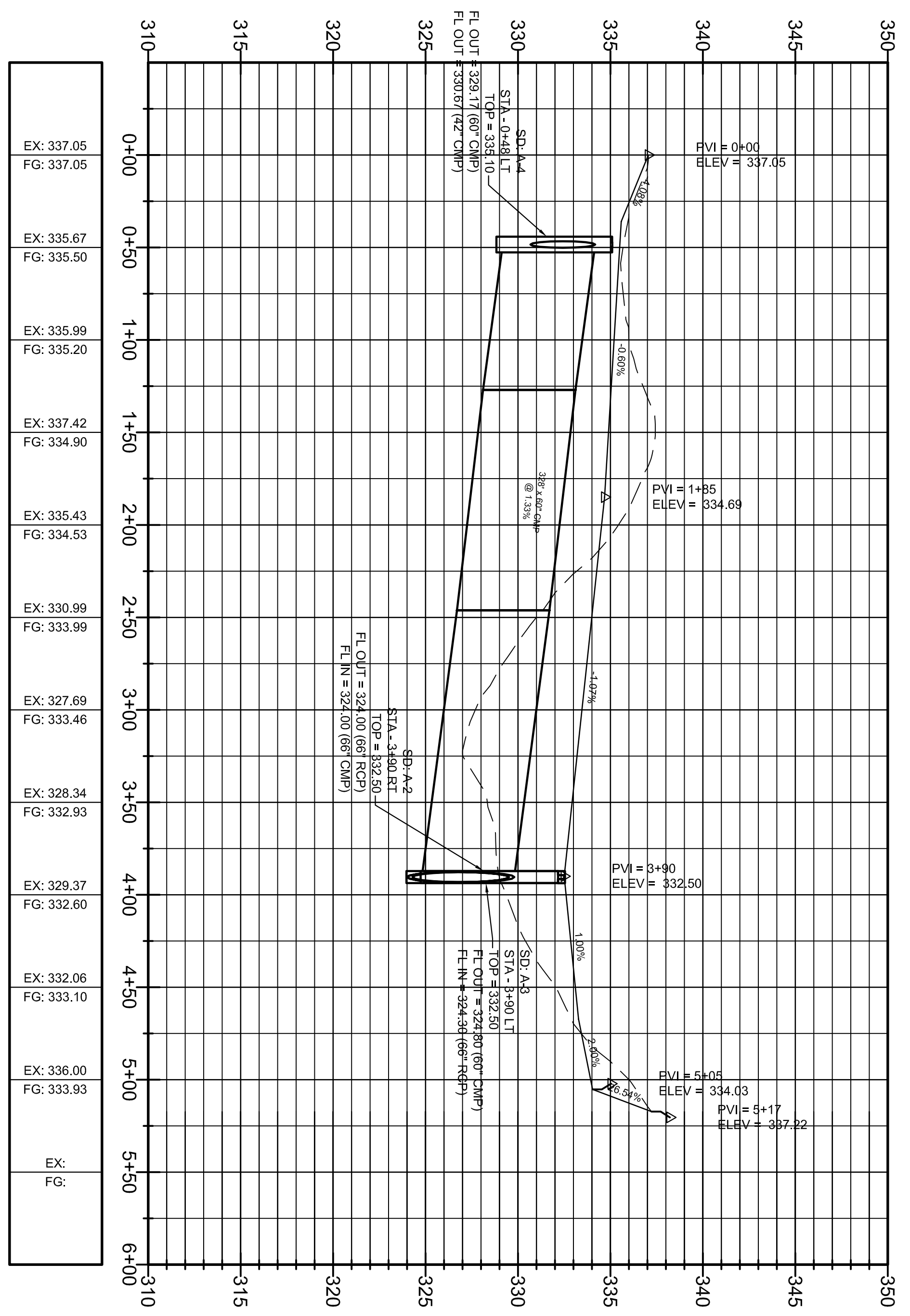
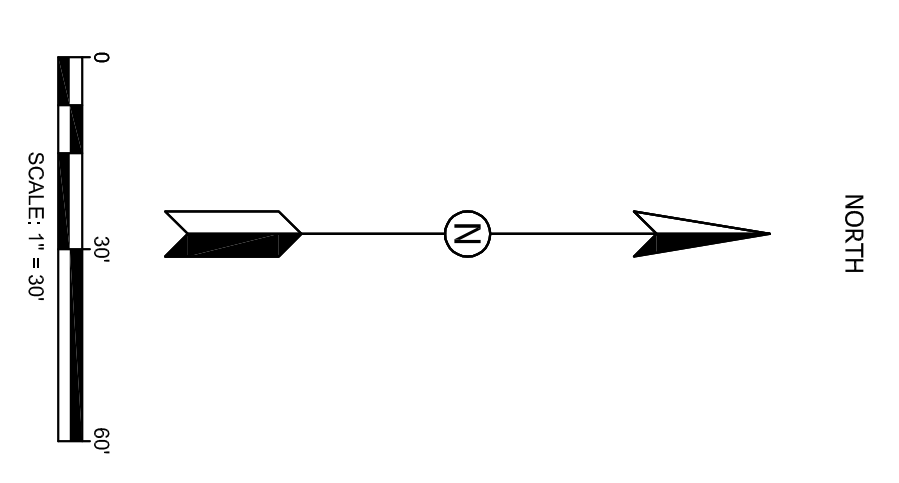


SU A-4.1  
 DA=0.7 AC  
 TOP=336.7  
 FL30=332.2  
 FL18=332.3

A-4.1.1  
 1.2 AC  
 =336.6  
 -332.7



PROFILE SCALE:  
 HORIZONTAL: 1" = 50'  
 VERTICAL: 1" = 5'



VILLA COVE



**CARLOS WOOD, P.E.**  
 ENGINEERING CONSULTANT  
 122 CR 375  
 BONO, AR 72416  
 PHONE: (870) 972-8335  
 EMAIL: WOODENGR@SBCGLOBAL.NET  
 WEBSITE: WWW.WOODENGR.COM

DRAWN BY: BSW  
 DATE: 6/24/13  
 REV:

# THE VILLAS AT SAGE PHASE II

## JONESBORO, AR

VILLA COVE  
PLAN & PROFILE



STR-2