
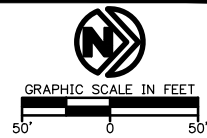


SITE NOTES

1. ALL WORK AND MATERIALS SHALL COMPLY WITH ALL CITY/COUNTY/STATE/FEDERAL REGULATIONS AND CODES AND OSHA STANDARDS.
2. CONTRACTOR SHALL REFER TO ARCHITECTURAL PLANS FOR EXACT LOCATIONS AND DIMENSIONS OF VESTIBULES, SLOPE PAVING, SIDEWALKS, EXIT PORCHES, TRUCK DOCKS, PRECISE BUILDING DIMENSIONS AND EXACT UTILITY ENTRANCE LOCATIONS.
3. ALL DIMENSIONS AND RADII ARE TO BACK OF CURB UNLESS OTHERWISE NOTED.
4. ALL WORK SHALL BE DONE IN STRICT ACCORDANCE WITH THE PROJECT SPECIFICATIONS.
5. ALL CURB/SIDEWALK/HANDICAP RAMP DESIGNS SHALL CONFORM TO ADA STANDARDS OR LOCAL RESTRICTIVE CODES, WHICHEVER IS MORE RESTRICTIVE.
6. CONTRACTOR SHALL ENSURE ALL NECESSARY PERMITS ARE OBTAINED PRIOR TO CONSTRUCTION START.
7. CONTRACTOR SHALL MATCH PROPOSED CURB AND GUTTER, CONCRETE, AND PAVEMENT TO EXISTING IN GRADE AND ALIGNMENT.
8. CONTRACTOR SHALL MAINTAIN ALL EXISTING PARKING, SIDEWALKS, DRIVES, ETC. CLEAR AND FREE FROM ANY CONSTRUCTION ACTIVITY AND/OR MATERIAL TO ENSURE EASY AND SAFE PEDESTRIAN AND VEHICULAR TRAFFIC TO AND FROM THE SITE.



CERTIFICATE OF AUTHORIZATION

**THE LINKS AT JONESBORO
PHASE II**
JONESBORO, ARKANSAS

Key Plan

No.	Description	Date

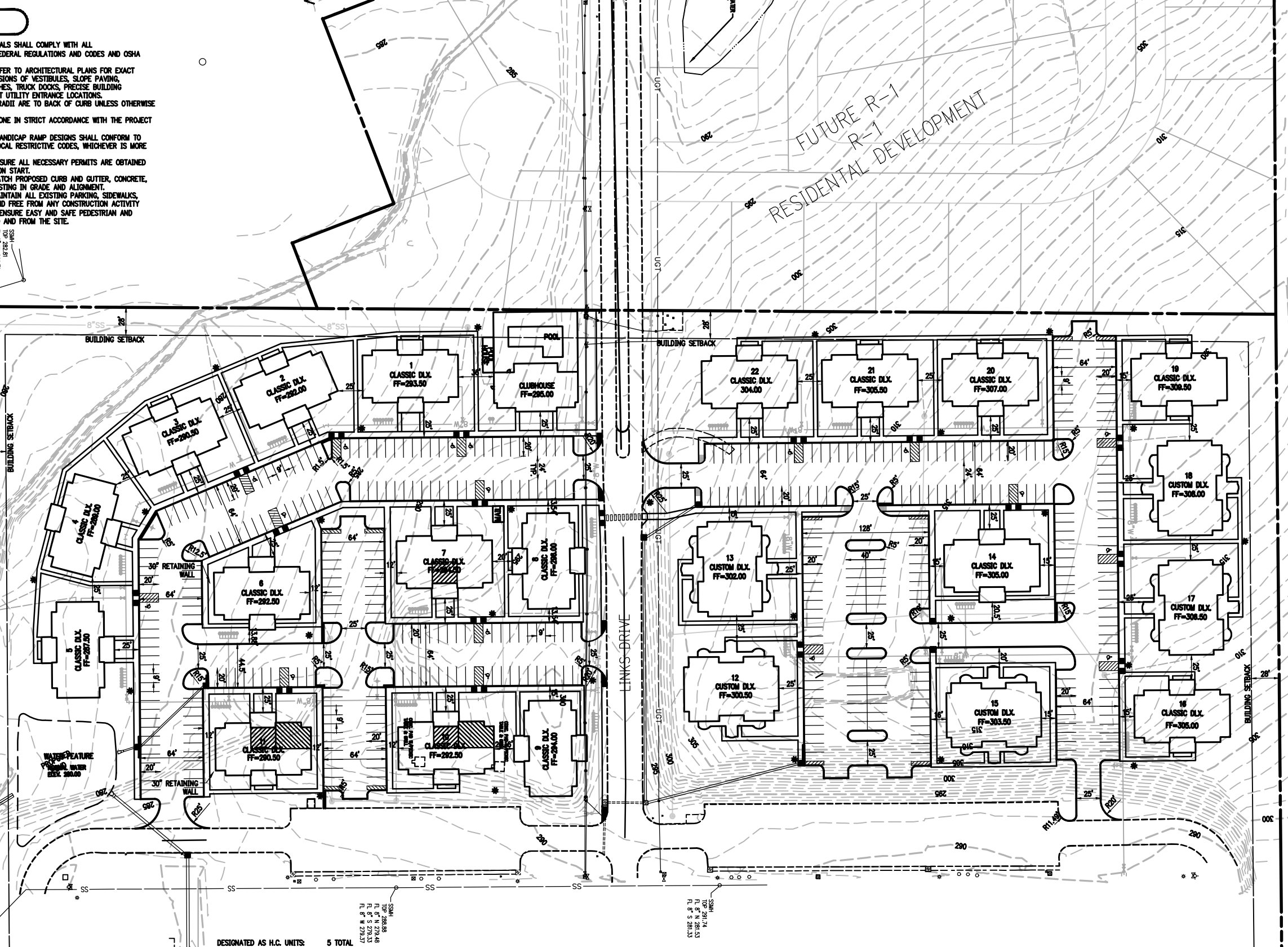
This document, and the ideas and designs incorporated herein, as an instrument of professional service, is the property of Crafton, Tull, Sparks & Associates, Inc., and is not to be used, in whole or in part, for any other project, without the written authorization of Crafton, Tull, Sparks & Associates, Inc.

PROJECT NO. 09055-00
ISSUE DATE: 11/25/09
CONTACT: JKELSO
CHECKED BY: _____

STATE OF
ARKANSAS
REGISTERED
PROFESSIONAL
ENGINEER
No. 9407
JERRY J. KELSO

SITE PLAN

C-101



TOTAL UNITS = 240

DESIGNATED AS H.C. UNITS: 5 TOTAL

TOTAL NUMBER OF PARKING SPACES REQUIRED: 550

TOTAL NUMBER OF PARKING SPACES PROVIDED IN PHASE II: 445

ACCESS SPACES AVAILABLE IN PHASE I: 96

TOTAL SPACES AVAILABLE: 541
(WAIVER REQUESTED FOR 9 PARKING SPACES)

UNITS PER BUILDING
1.75/1-BEDROOM UNITS *4
1-BEDROOM UNITS: 7 SPACES

2.25/2-BEDROOM UNITS *8
2-BEDROOM UNITS: 18 SPACES

25 SPACES PER BUILDING REQUIRED

TOTAL AREA OF PHASE II 15.0 ACRES
UNITS PER ACRE PROVIDED 16 UNITS/ACRE
TOTAL IMPERVIOUS AREA 8.3 ACRES 55%
TOTAL GREEN SPACE AREA 6.7 ACRES 45%

ALL DIMENSIONS ARE TO THE FACE UNLESS OTHERWISE NOTED. ALL DIMENSIONS AND RADII ARE TO BACK OF CURB UNLESS OTHERWISE NOTED. UNITS SHALL BE CONSTRUCTION TYPE II OR BETTER. ALL CONSTRUCTION SHALL BE IN ACCORDANCE WITH THE 2009 IBC AND ALL LOCAL ORDINANCES.