

Jonesboro City Council

June 15, 2021

Jonesboro Economic Development Corporation

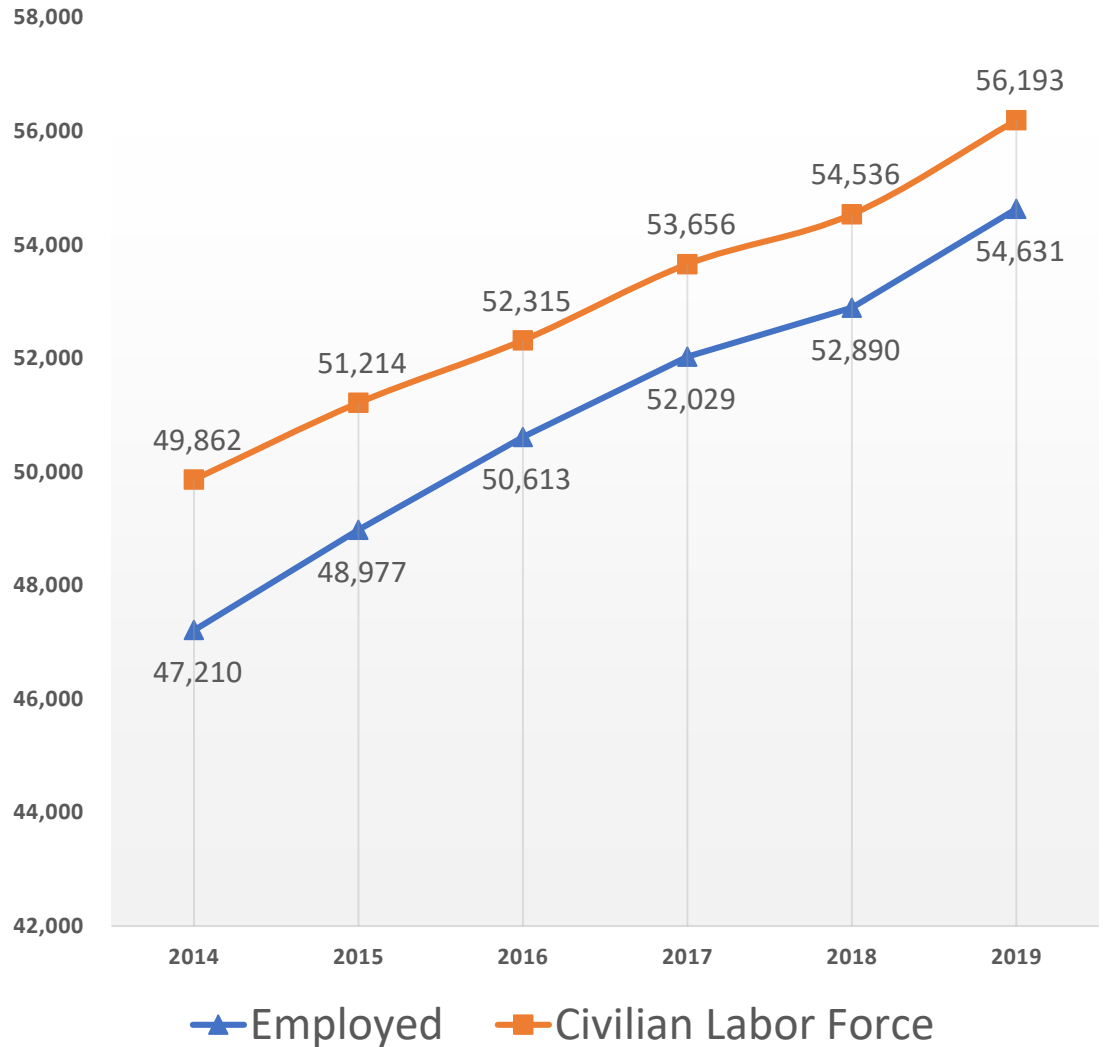


Jonesboro
A R K A N S A S

1 st Quarter 2021	January	February	March	3-Month Total	Year-to-Date
Inquiries	2	2	5	9	9
Prospect Visits	0	0	1	1	1
Business Retention & Expansion	3	2	5	10	10
Market Research	0	1	1	2	2

It's all
About
JOBS

Craighead County Job Growth 2014-2019



It's all About JOBS

Jonesboro ranked in the
Top 100 leading metros
for Job Growth with
**employment growing by
12% between 2014-2019**

**100 Fastest Growing Metropolitan Job
Markets 2014-2019
(385 Metro Areas)**



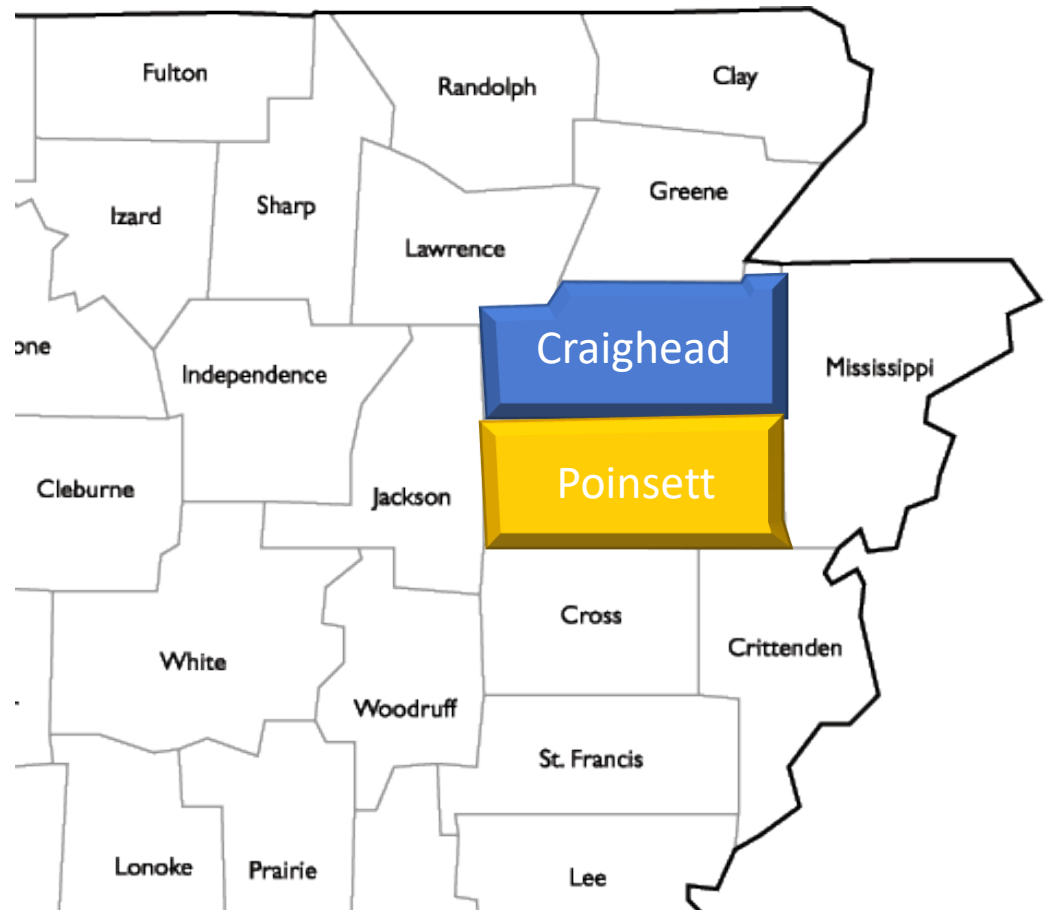
**Best Performing
Small Cities
Jonesboro
#14 / 201**



Federal OMB Proposal to change MSA Criteria

Jonesboro Metropolitan Statistical Area (MSA)

- Site Location Criteria
- Transportation funding
- Healthcare funding
- Grant funding



Grassroots effort led by Jonesboro's Economic Development Partners and Federal Delegation

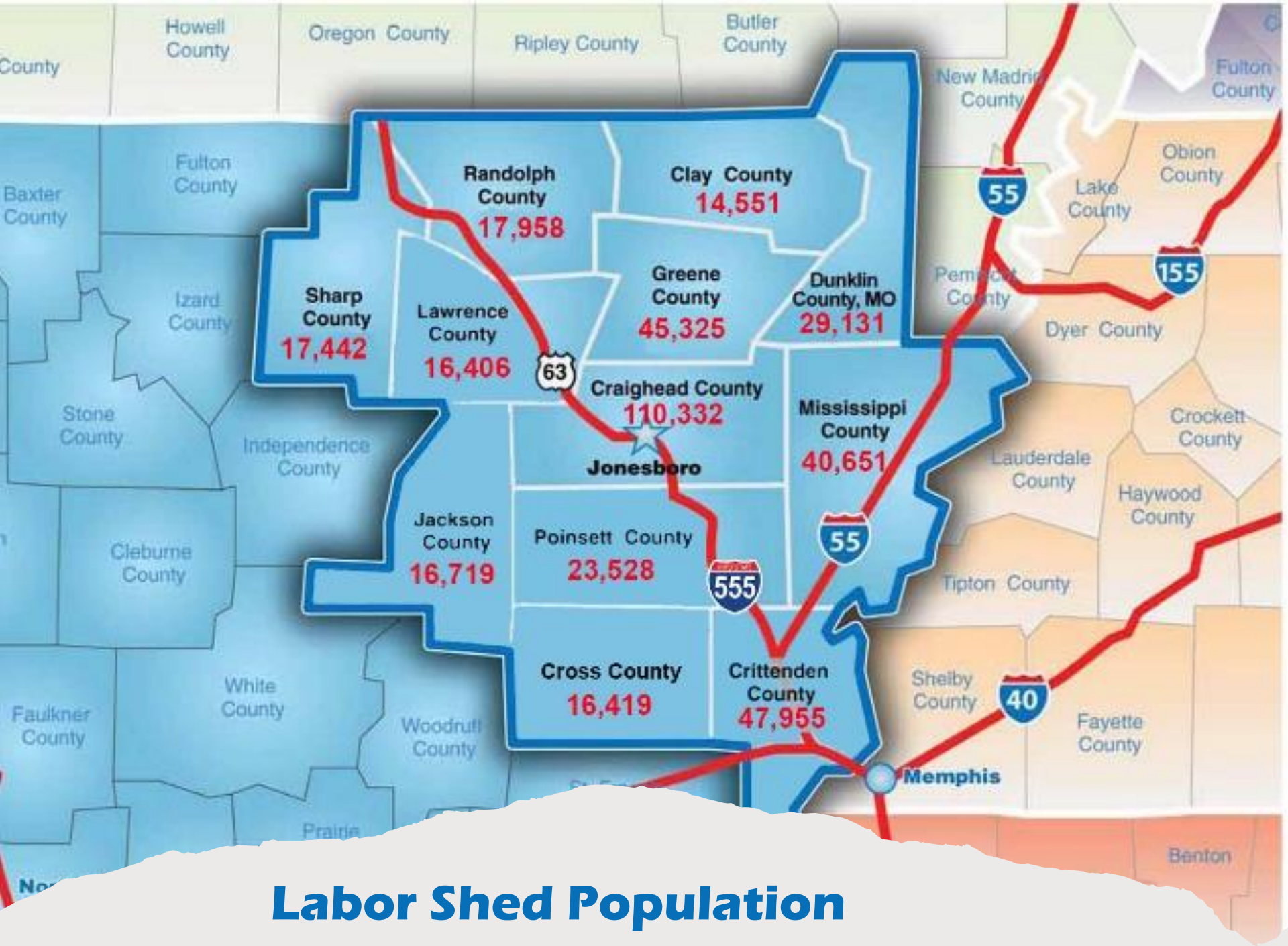
Cutting-edge Technology

www.JonesboroUnlimited.com



CRAIGHEAD TECHNOLOGY PARK





County	Civilian Labor Force	Employed	Unemployed	Unemployment Rate
Clay	5,530	5,309	221	4.0%
Craighead	56,560	54,693	1,867	3.3%
Crittenden	21,435	20,237	1,198	5.6%
Cross	7,048	6,707	341	4.8%
Greene	18,806	18,137	669	3.6%
Jackson	5,826	5,536	290	5.0%
Lawrence	6,889	6,594	295	4.3%
Mississippi	16,776	15,560	1,216	7.2%
Poinsett	10,111	9,705	406	4.0%
Randolph	7,421	7,128	293	3.9%
Sharp	5,719	5,456	263	4.6%
Dunklin, MO	11,864	11,225	639	5.4%
TOTAL	173,985	166,287	7,698	4.4%

Source: "Arkansas Labor Market," Department of Workforce Services, April 2021; Local Area Unemployment Statistics," Missouri Economic Research & Information Center, April 2021; Data provided June 14, 2021.

PLANNING FOR THE FUTURE

Community
Survey

Focus
Groups

Strategic
Plan

Questions?