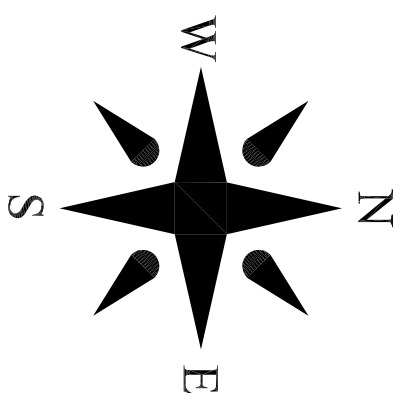

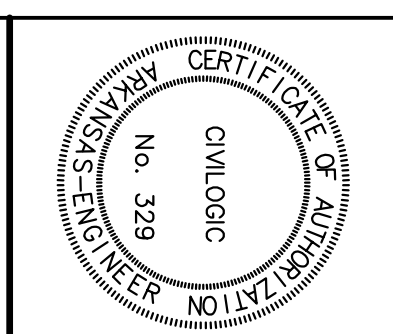


**ENTRANCE DETAIL**

Scale 1"=10 ft.



**11 of 22**  
 SHEET NUMBER  
 JOB NO.: 117032



**ENTRANCE DETAIL  
 DEER VALLEY ESTATES PH. I  
 JONESBORO, ARKANSAS  
 FOR  
 DEER VALLEY ESTATES, LLC**

ENGINEERS PLANNERS SURVEYORS

**Civillogic**

203 Southwest Dr.-Jonesboro, AR-(870)932-7880-www.civillogic.net

Date	02-28-17	Scale	SHOWN	Job No.	117032	Sheet No.	11 of 22
Section	12	Township	13N	Range	03E	County	CRAIGHEAD
Drawn By:	RE	Checked by:	GH				
ONLY COPIES WITH VIOLET COLORED SIGNATURE ARE ORIGINAL CIVILLOGIC COPIES							
© 2017, Civillogic							