

Vector Disease Control, Inc.

Mosquito Surveillance and Control Report

for the

City of Jonesboro

August 2018

2221 N. Church St. Jonesboro, AR 72401

T-870.933.6939 F- 870.933.0122

www.vdci.net





City of Jonesboro Activity Report

August 2018

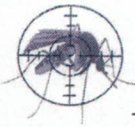
Vector Disease Control, Inc. (VDCI) provides a proven, scientific approach to mosquito control for the city of Jonesboro. VDCI's operations include larval and adult mosquito surveillance followed by the application of larvicides and adulticides. In addition, our office responds to service requests from the public.

Mosquito Surveillance

VDCI has utilized a total of thirteen (13) New Jersey light traps placed in residential and recreational areas throughout Jonesboro during this reporting period. These traps collected an average of **63.9** mosquitoes per trap night (**3,065** total mosquitoes) during this time. There have been a total of **3** mosquito species collected, with *Anopheles Quardrimaculatus* being the most predominant species.

Larval Control Activity

Permanent water, flood water, artificial containers, and drainage system sites are inspected for larval mosquito breeding on a regular basis. In total, **35** sites inspected with 4 sites having mosquito larvae present. As a result of these inspections **8.4** ounces of the larvicide Aquabac 200G was applied to these mosquito breeding sites. Additionally, VDCI is continuing to eliminate breeding habitats for artificial container mosquitoes by targeting bird baths, buckets, tires, etc.

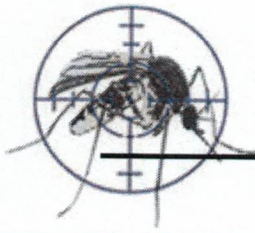


ADULT MOSQUITO CONTROL ACTIVITY

In response to community events and mosquito surveillance data, VDCI applied adulticide (**47**) truck routes for this reporting period. All adulticide ULV applications were made with truck-mounted ULV units equipped with GPS-enabled monitors. During this report period, a total of **4,180.60** spray miles (**60,809.50 acres**) were treated with a total of **551.10** gallons of adulticide in residential and recreational areas. In addition to routine truck spraying, VDCI has responded to **78** service request and adulticided all parks and special events during this month.

Summary

During this reporting period, VDCI has continued to provide exceptional control of larval and adult mosquito populations. VDCI will remain diligent in our surveillance and control activities to prevent a significant increase in the mosquito population. Based on recent weather conditions VDCI expects the trend of routine adulticiding and larviciding to continue. However, if VDCI detects a significant rise in the mosquito population we will increase larval and adult control. As always, VDCI welcomes residents with any mosquito-related questions or concerns to contact VDCI's Jonesboro office directly at 870.933.6939.



Adult Mosquito Surveillance Report

Start Date: 8/1/2018

End Date: 8/31/2018

Jonesboro

Trap Location	Date Trap Set	Trap Type	Mosquito Species	No. Collected
Treatment Area 1 Collections				
Trap Site 1	8/13/2018	NJ Light Trap	<i>Anopheles quadrimaculatus</i>	48
Trap Site 1	8/20/2018	NJ Light Trap	<i>Anopheles quadrimaculatus</i>	31
Trap Site 1	8/27/2018	NJ Light Trap	<i>Anopheles quadrimaculatus</i>	31
			<i>Psorophora columbiae</i>	4
Trap Total				114 (Avg. 38)
Trap Site 2	8/13/2018	NJ Light Trap	<i>Anopheles quadrimaculatus</i>	248
Trap Site 2	8/20/2018	NJ Light Trap	<i>Anopheles quadrimaculatus</i>	89
Trap Site 2	8/27/2018	NJ Light Trap	<i>Anopheles quadrimaculatus</i>	61
Trap Total				398 (Avg. 132.7)
Treatment Area 2 Collections				
Trap Site 3	8/13/2018	NJ Light Trap	<i>Anopheles quadrimaculatus</i>	110
Trap Site 3	8/20/2018	NJ Light Trap	<i>Anopheles quadrimaculatus</i>	111
Trap Site 3	8/27/2018	NJ Light Trap	<i>Anopheles quadrimaculatus</i>	72
Trap Total				293 (Avg. 97.7)
Trap Site 4	8/1/2018	NJ Light Trap	<i>Anopheles quadrimaculatus</i>	50
Trap Total				50 (Avg. 50)
Treatment Area 3 Collections				
Trap Site 7	8/13/2018	NJ Light Trap	<i>Anopheles quadrimaculatus</i>	31
Trap Total				31 (Avg. 31)
Trap Site 8	8/20/2018	NJ Light Trap	<i>Anopheles quadrimaculatus</i>	37
Trap Site 8	8/27/2018	NJ Light Trap	<i>Aedes vexans</i>	2
			<i>Anopheles quadrimaculatus</i>	6
			<i>Psorophora columbiae</i>	3
Trap Total				48 (Avg. 24)
Treatment Area 4 Collections				
Trap Site 2	8/1/2018	NJ Light Trap	<i>Anopheles quadrimaculatus</i>	25

Vector Disease Control International
 2221 N. Church Street
 Jonesboro, AR
 800-413-4445

Trap Location	Date Trap Set	Trap Type	Mosquito Species	No. Collected
			Trap Total	25 (Avg. 25)
Trap Site 3	8/1/2018	NJ Light Trap	<i>Anopheles quadrimaculatus</i>	162
			Trap Total	162 (Avg. 162)
Trap Site 8	8/13/2018	NJ Light Trap	<i>Anopheles quadrimaculatus</i>	212
			Trap Total	212 (Avg. 212)
Trap Site 9	8/27/2018	NJ Light Trap	<i>Anopheles quadrimaculatus</i>	148
			Trap Total	148 (Avg. 148)

Treatment Area 5 Collections

Trap Site 10	8/13/2018	NJ Light Trap	<i>Anopheles quadrimaculatus</i>	39
Trap Site 10	8/20/2018	NJ Light Trap	<i>Anopheles quadrimaculatus</i>	18
			Trap Total	57 (Avg. 28.5)
Trap Site 11	8/27/2018	NJ Light Trap	<i>Anopheles quadrimaculatus</i>	44
			<i>Psorophora columbiae</i>	5
			Trap Total	49 (Avg. 49)
Trap Site 12	8/13/2018	NJ Light Trap	<i>Anopheles quadrimaculatus</i>	28
Trap Site 12	8/20/2018	NJ Light Trap	<i>Aedes vexans</i>	3
			<i>Anopheles quadrimaculatus</i>	31
			Trap Total	62 (Avg. 31)
Trap Site 13	8/27/2018	NJ Light Trap	<i>Anopheles quadrimaculatus</i>	16
			<i>Psorophora columbiae</i>	2
			Trap Total	18 (Avg. 18)
Trap Site 5	8/1/2018	NJ Light Trap	<i>Anopheles quadrimaculatus</i>	28
			Trap Total	28 (Avg. 28)
Trap Site 7	8/1/2018	NJ Light Trap	<i>Anopheles quadrimaculatus</i>	14
			Trap Total	14 (Avg. 14)

Treatment Area 6 Collections

Trap Site 4	8/13/2018	NJ Light Trap	<i>Anopheles quadrimaculatus</i>	244
			Trap Total	244 (Avg. 244)
Trap Site 5	8/1/2018	NJ Light Trap	<i>Anopheles quadrimaculatus</i>	44
Trap Site 5	8/13/2018	NJ Light Trap	<i>Anopheles quadrimaculatus</i>	50
Trap Site 5	8/20/2018	NJ Light Trap	<i>Aedes vexans</i>	8
			<i>Anopheles quadrimaculatus</i>	124
Trap Site 5	8/27/2018	NJ Light Trap	<i>Anopheles quadrimaculatus</i>	36

Trap Location	Date Trap Set	Trap Type	Mosquito Species	No. Collected
Trap Site 5	8/27/2018	NJ Light Trap	<i>Psorophora columbiae</i>	24
				Trap Total 286 (Avg. 71.5)
Trap Site 6	8/1/2018	NJ Light Trap	<i>Anopheles quadrimaculatus</i>	22
Trap Site 6	8/20/2018	NJ Light Trap	<i>Anopheles quadrimaculatus</i>	53
Trap Site 6	8/27/2018	NJ Light Trap	<i>Anopheles quadrimaculatus</i>	21
				Trap Total 96 (Avg. 32)

Treatment Area 8 Collections

Trap Site 10	8/27/2018	NJ Light Trap	<i>Anopheles quadrimaculatus</i>	16
				Trap Total 16 (Avg. 16)
Trap Site 4	8/1/2018	NJ Light Trap	<i>Anopheles quadrimaculatus</i>	8
			<i>Anopheles quadrimaculatus</i>	11
Trap Site 4	8/20/2018	NJ Light Trap	<i>Aedes vexans</i>	6
			<i>Anopheles quadrimaculatus</i>	123
Trap Site 4	8/27/2018	NJ Light Trap	<i>Anopheles quadrimaculatus</i>	86
				Trap Total 234 (Avg. 78)
Trap Site 5	8/1/2018	NJ Light Trap	<i>Anopheles quadrimaculatus</i>	8
				Trap Total 8 (Avg. 8)
Trap Site 9	8/13/2018	NJ Light Trap	<i>Anopheles quadrimaculatus</i>	43
Trap Site 9	8/20/2018	NJ Light Trap	<i>Anopheles quadrimaculatus</i>	16
				Trap Total 59 (Avg. 29.5)

Treatment Area 9 Collections

Trap Site 11	8/13/2018	NJ Light Trap	<i>Anopheles quadrimaculatus</i>	42
Trap Site 11	8/20/2018	NJ Light Trap	<i>Anopheles quadrimaculatus</i>	22
				Trap Total 64 (Avg. 32)
Trap Site 12	8/27/2018	NJ Light Trap	<i>Anopheles quadrimaculatus</i>	46
			<i>Psorophora columbiae</i>	4
				Trap Total 50 (Avg. 50)
Trap Site 6	8/1/2018	NJ Light Trap	<i>Anopheles quadrimaculatus</i>	26
				Trap Total 26 (Avg. 26)

Treatment Area 10 Collections

Trap Site 1	8/1/2018	NJ Light Trap	<i>Anopheles quadrimaculatus</i>	67
				Trap Total 67 (Avg. 67)

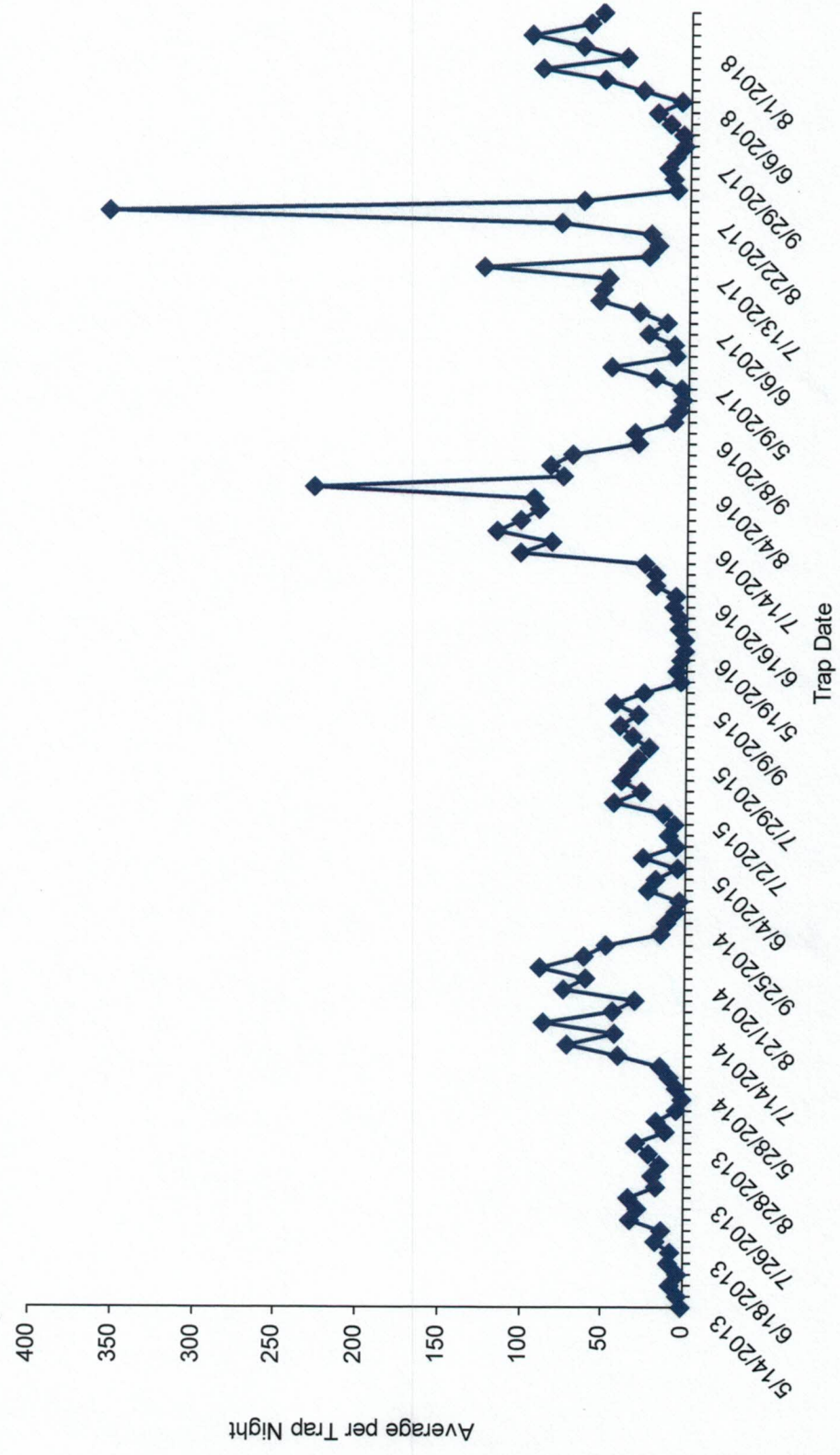
Trap Location	Date Trap Set	Trap Type	Mosquito Species	No. Collected
Trap Site 6	8/13/2018	NJ Light Trap	<i>Anopheles quadrimaculatus</i>	74
Trap Total				74 (Avg. 74)
Trap Site 7	8/20/2018	NJ Light Trap	<i>Aedes vexans</i>	16
			<i>Anopheles quadrimaculatus</i>	47
Trap Site 7	8/27/2018	NJ Light Trap	<i>Aedes vexans</i>	12
			<i>Anopheles quadrimaculatus</i>	51
			<i>Psorophora columbiae</i>	6
Trap Total				132 (Avg. 66)

Overall Trap Total	3,065
Overall Trap Average	63.9



Adult Mosquito Surveillance Summary

Jonesboro



Vector Disease Control International
2221 N. Church Street
Jonesboro, AR
800-413-4445



Larval Surveillance Data

Start Date: 8/1/2018

End Date: 8/31/2018

Jonesboro

Date	Location	Habitat	No. Dipped	Larvicided	Mosquito Species	No. ID'd
Treatment Area 1 Sites Inspected						
8/2/2018		Tires	4	No		
	Ark Trailer Rep	Tires	0	No		
	Camps Tire Stop	Tires	0	No		
	Central Buick	Tires	0	No		
	Purcell Tire	Tires	0	No		
	Raider Tire	Tires	0	No		
	Salamanca Tire	Tires	8	Yes		
	Sartin Tire	Tires	4	Yes		
	Sunrise Foreign Parts	Tires	5	Yes		
8/22/2018	1014 Ferrell	Ditch	0	No		
	1201 Hunters Run Cove	Ditch	0	No		
	2303 Sims St	Ditch	0	No		
	2329 Race Street	Ditch	0	No		
	2510 Westacre Drive	Ditch	0	No		
	325 Cornerston Drive	Ditch	0	No		
	3407 Race Street	Ditch	0	No		
	3505 Airport Road	Ditch	0	No		
	3521 Airport Road	Ditch	0	No		
	3912 school Street	Ditch	0	No		
	4201 E. Nettleton	Ditch	0	No		
8/23/2018	1100 Watkins Grove Lane	Ditch	0	No		
	2801 Fox Meadow Lane	Ditch	0	No		
	3112 Colney Drive	Ditch	0	No		

Vector Disease Control International
 2221 N. Church Street
 Jonesboro, AR
 800-413-4445

Date	Location	Habitat	No. Dipped	Larvicided	Mosquito Species	No. ID'd
8/23/2018	3415 Coloney Drive	Ditch	0	No		
	3700 S. Caraway	Ditch	0	No		
	3900 Harrisburg Road	Ditch	0	No		
	4402 Souh Brook Dive	Ditch	0	No		
	4404 Country Brook Drive	Ditch	0	No		
	4405 Stone Brook Drive	Ditch	0	No		
	4518 Stadium Blvd	Ditch	0	No		
	5211 Trammell Lane	Ditch	0	No		
	5215 Dale Drive	Ditch	0	No		
	5307 Trammel Lane	Ditch	0	No		
	5600 Valley Creek Lane	Ditch	0	No		
	Fox Meadow Lane	Ditch	0	No		
Total Sites Inspected in Zone 1: 35						

Treatment Area 5 Sites Inspected

8/23/2018	4050 Finn Road	Ditch	11-50	Yes		
Total Sites Inspected in Zone 5: 1						



Ground Adulticide Applications

Start Date: 8/1/2018 End Date: 8/31/2018

Jonesboro

Month	Date	Municipality	Chemical	Mix Ratio	Trip Miles	Spray Miles	Spray Acres	Gallons Sprayed
Treatment Area 1 Applications								
August 2018	8/2/2018		Perm-X UL 31-66 (655-812)	3:1	34.0	28.5	1034.0	4.9
	8/2/2018		Perm-X UL 31-66 (655-812)	3:1	42.0	28.6	1041.4	9.9
	8/2/2018		Perm-X UL 31-66 (655-812)	3:1	79.0	28.7	1044.3	8.4
	8/10/2018		Perm-X UL 31-66 (655-812)	3:1	57.0	32.6	1185.4	10.6
	8/15/2018		Perm-X UL 31-66 (655-812)	3:1	53.0	35.0	1271.4	9.8
	8/24/2018		Perm-X UL 31-66 (655-812)	4:1	69.0	40.4	1469.6	14.9
	8/28/2018		Perm-X UL 31-66 (655-812)	5:1	56.0	41.9	1822.0	12.1

Total Perm-X UL 31-66 Applied: 70.6

Zone 1 Totals: 390.0 235.7 8,868.2 70.6

Treatment Area 2 Applications								
August 2018	8/13/2018		Perm-X UL 31-66 (655-812)	4:1	44.0	33.6	1400.9	9.5

Vector Disease Control International
2221 N. Church Street
Jonesboro, AR
800-413-4445

Month	Date	Municipality	Chemical	Mix Ratio	Trip Miles	Spray Miles	Spray Acres	Gallons Sprayed
August 2018	8/16/2018		Perm-X UL 31-66 (655-812)	4:1	51.0	50.3	1829.7	14.2
	8/22/2018		Perm-X UL 31-66 (655-812)	4:1	62.0	45.3	1646.4	12.7

Total Perm-X UL 31-66 Applied: 36.4

Zone 2 Totals: 157.0 129.2 4,877.0 36.4

Treatment Area 3 Applications

August 2018	8/1/2018		Perm-X UL 31-66 (655-812)	3:1	32.0	22.0	799.8	5.9
	8/14/2018		Perm-X UL 31-66 (655-812)	4:1	58.0	35.9	1303.9	10.0

Total Perm-X UL 31-66 Applied: 16.0

Zone 3 Totals: 90.0 57.9 2,103.7 16.0

Treatment Area 4 Applications

August 2018	8/3/2018		Perm-X UL 31-66 (655-812)	3:1	55.0	34.9	1267.5	10.1
	8/7/2018		Perm-X UL 31-66 (655-812)	3:1	28.0	11.5	417.4	3.2
	8/7/2018		Perm-X UL 31-66 (655-812)	3:1	35.0	10.8	393.8	4.6
	8/14/2018		Perm-X UL 31-66 (655-812)	4:1	57.0	56.8	2064.1	15.8
	8/15/2018		Perm-X UL 31-66 (655-812)	3:1	52.0	31.3	1137.3	10.4

Month	Date	Municipality	Chemical	Mix Ratio	Trip Miles	Spray Miles	Spray Acres	Gallons Sprayed
August 2018	8/23/2018		Perm-X UL 31-66 (655-812)	4:1	52.0	51.1	1859.5	22.4
	8/27/2018		Perm-X UL 31-66 (655-812)	5:1	47.0	10.2	372.4	17.2

Total Perm-X UL 31-66 Applied:

83.9

Zone 4 Totals: 326.0 206.6 7,512.0

Treatment Area 5 Applications

August 2018	8/7/2018		Perm-X UL 31-66 (655-812)	3:1	13.0	12.6	459.3	6.2
	8/16/2018		Perm-X UL 31-66 (655-812)	4:1	55.0	34.2	1241.0	14.0
	8/16/2018		Perm-X UL 31-66 (655-812)	4:1	68.0	13.9	504.4	4.7
	8/21/2018		Perm-X UL 31-66 (655-812)	4:1	86.0	35.8	1302.4	10.7

Total Perm-X UL 31-66 Applied:

35.5

Zone 5 Totals: 222.0 96.5 3,507.1

Treatment Area 6 Applications

August 2018	8/20/2018		Perm-X UL 30-30 (655-811)	4:1	58.0	36.6	1331.6	10.3
	8/3/2018		Perm-X UL 31-66 (655-812)	3:1	46.0	45.4	1652.4	19.9
	8/10/2018		Perm-X UL 31-66 (655-812)	3:1	58.0	45.6	1657.9	12.7

Total Perm-X UL 30-30 Applied:

10.3

Vector Disease Control International
 2221 N. Church Street
 Jonesboro, AR
 800-413-4445

Month	Date	Municipality	Chemical	Mix Ratio	Trip Miles	Spray Miles	Spray Acres	Gallons Sprayed
August 2018	8/14/2018		Perm-X UL 31-66 (655-812)	4:1	38.0	24.7	898.7	7.7
	8/21/2018		Perm-X UL 31-66 (655-812)	4:1	50.0	41.3	1503.3	12.8
	8/24/2018		Perm-X UL 31-66 (655-812)	4:1	71.0	47.8	1739.5	13.4
	8/28/2018		Perm-X UL 31-66 (655-812)	5:1	57.0	55.8	2027.4	24.6

Total Perm-X UL 31-66 Applied: 91.1

Treatment Area 7 Applications

Zone 6 Totals: 378.0 297.3 10,810.7 101.4								
August 2018	8/2/2018		Perm-X UL 31-66 (655-812)	3:1	41.0	31.6	1148.1	8.9

Total Perm-X UL 31-66 Applied: 8.9

Treatment Area 8 Applications

Zone 7 Totals: 41.0 31.6 1,148.1 8.9								
August 2018	8/20/2018		Perm-X UL 30-30 (655-811)	4:1	44.0	32.9	1197.6	12.7

Total Perm-X UL 30-30 Applied: 12.7

August 2018	8/1/2018		Perm-X UL 31-66 (655-812)	3:1	99.0	74.1	2694.7	21.2
	8/6/2018		Perm-X UL 31-66 (655-812)	3:1	46.0	37.3	1356.1	10.7
	8/8/2018		Perm-X UL 31-66 (655-812)	3:1	4.0	3.4	121.7	1.0

Month	Date	Municipality	Chemical	Mix Ratio	Trip Miles	Spray Miles	Spray Acres	Gallons Sprayed
August 2018	8/13/2018		Perm-X UL 31-66 (655-812)	4:1	35.0	34.1	1238.2	11.1
	8/15/2018		Perm-X UL 31-66 (655-812)	3:1	52.0	27.8	1009.0	6.0
	8/22/2018		Perm-X UL 31-66 (655-812)	4:1	8.0	2.2	80.3	2.9
	8/23/2018		Perm-X UL 31-66 (655-812)	4:1	54.0	39.6	1440.3	11.5
	8/28/2018		Perm-X UL 31-66 (655-812)	5:1	56.0	36.6	1332.3	14.7

Total Perm-X UL 31-66 Applied: 79.2

Zone 8 Totals: 398.0 288.0 10,470.1 91.9

Treatment Area 9 Applications

August 2018	8/31/2018		Perm-X UL 31-66 (655-812)	4:1	71.0	51.4	1869.6	14.4
-------------	-----------	--	------------------------------	-----	------	------	--------	------

Total Perm-X UL 31-66 Applied: 14.4

Zone 9 Totals: 71.0 51.4 1,869.6 14.4

Treatment Area 10 Applications

August 2018	8/2/2018		Perm-X UL 31-66 (655-812)	3:1	44.0	35.5	1290.4	9.9
	8/8/2018		Perm-X UL 31-66 (655-812)	3:1	35.0	34.3	1248.6	15.5
	8/16/2018		Perm-X UL 31-66 (655-812)	4:1	55.0	30.0	1091.9	11.4

Month	Date	Municipality	Chemical	Mix Ratio	Trip Miles	Spray Miles	Spray Acres	Gallons Sprayed
August 2018	8/20/2018		Perm-X UL 31-66 (655-812)	4:1	51.0	50.4	1831.5	22.1

Total Perm-X UL 31-66 Applied: 59.0

Zone 10 Totals: 185.0 150.2 5,462.4 59.0

Treatment Area 11 Applications

August 2018	8/21/2018		Perm-X UL 31-66 (655-812)	4:1	54.0	42.1	1531.5	12.4
	8/23/2018		Perm-X UL 31-66 (655-812)	4:1	138.0	72.9	2649.1	20.7

Total Perm-X UL 31-66 Applied: 33.1

Zone 11 Totals: 192.0 115.0 4,180.6 33.1

Grand Totals: 2,450.0 1,659.3 60,809.5 551.1



Summary of Service Requests

Start Date: 8/1/2018

End Date: 8/31/2018

Jonesboro

Month	Municipality	Treatment Area	Total Calls	Total Inspected	Disposition Totals	Total Sites with Mosquitoes	Total Amount of Larvicide Applied	Total Amount of Adulticide Applied
August 2018		0	5	4	No Action Required: 0	Eggs: 0	0.00 oz	66.0 oz
					Emptied Containers: 0	Larvae: 0		
					Biological Control: 0	Pupae: 0		
					Larvicided: 0	Adults: 0		
					Adulticided: 0			
Needed to Return: 0								
August 2018	1		2	2	No Action Required: 0	Eggs: 0	0.00 oz	120.0 oz
					Emptied Containers: 0	Larvae: 0		
					Biological Control: 0	Pupae: 0		
					Larvicided: 0	Adults: 0		
					Adulticided: 0			
Needed to Return: 0								
August 2018	2		5	3	No Action Required: 0	Eggs: 0	0.00 oz	126.0 oz
					Emptied Containers: 0	Larvae: 0		
					Biological Control: 0	Pupae: 0		
					Larvicided: 0	Adults: 0		
					Adulticided: 0			
Needed to Return: 0								

Vector Disease Control International
 950 N. Broadway, Suite B
 Greenville, MS 38701
 800-413-4445

Month	Municipality	Treatment Area	Total Calls	Total Inspected	Disposition Totals	Total Sites with Mosquitoes	Total Amount of Larvicide Applied	Total Amount of Adulticide Applied
August 2018		3	6	5	No Action Required:	0	0.00 oz	438.0 oz
					Emptied Containers:	0		
					Biological Control:	0		
					Larvicided:	0		
					Adulticided:	0		
Needed to Return:	0							
August 2018		4	6	6	No Action Required:	0	0.00 oz	624.0 oz
					Emptied Containers:	0		
					Biological Control:	0		
					Larvicided:	0		
					Adulticided:	0		
Needed to Return:	0							
August 2018		5	10	10	No Action Required:	0	0.00 oz	216.0 oz
					Emptied Containers:	0		
					Biological Control:	0		
					Larvicided:	0		
					Adulticided:	0		
Needed to Return:	0							
August 2018		6	11	10	No Action Required:	0	0.00 oz	258.0 oz
					Emptied Containers:	0		
					Biological Control:	0		
					Larvicided:	0		
					Adulticided:	0		
Needed to Return:	0							

Vector Disease Control International
950 N. Broadway, Suite B
Greenville, MS 38701
800-413-4445

Month	Municipality	Treatment Area	Total Calls	Total Inspected	Disposition Totals	Total Sites with Mosquitoes	Total Amount of Larvicide Applied	Total Amount of Adulticide Applied
August 2018		7	1	1	No Action Required: 0 Emptied Containers: 0 Biological Control: 0 Larvicided: 0 Adulticided: 0 Needed to Return: 0	Eggs: 0 Larvae: 0 Pupae: 0 Adults: 0	0.00 oz	60.0 oz
August 2018		8	18	15	No Action Required: 0 Emptied Containers: 0 Biological Control: 0 Larvicided: 0 Adulticided: 0 Needed to Return: 0	Eggs: 0 Larvae: 0 Pupae: 0 Adults: 0	0.00 oz	858.0 oz
August 2018		10	10	8	No Action Required: 0 Emptied Containers: 0 Biological Control: 0 Larvicided: 0 Adulticided: 0 Needed to Return: 0	Eggs: 0 Larvae: 0 Pupae: 0 Adults: 0	0.00 oz	234.0 oz
August 2018		11	4	4	No Action Required: 0 Emptied Containers: 0 Biological Control: 0 Larvicided: 0 Adulticided: 0 Needed to Return: 0	Eggs: 0 Larvae: 0 Pupae: 0 Adults: 0	0.00 oz	108.0 oz

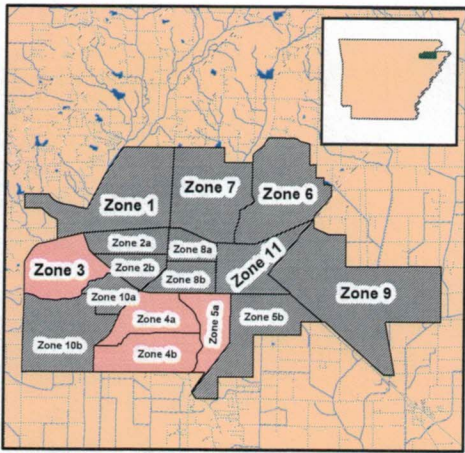
Vector Disease Control International
950 N. Broadway, Suite B
Greenville, MS 38701
800-413-4445

Month	Municipality	Treatment Area	Total Calls	Total Inspected	Disposition Totals	Total Sites with Mosquitoes	Total Amount of Larvicide Applied	Total Amount of Adulticide Applied
			78	68	NA: 0 LV: 0 EC: 0 AT: 0 BC: 0 NR: 0		0.00 oz	3108.0 oz
		Overall Totals:						

Vector Disease Control International
 950 N. Broadway, Suite B
 Greenville, MS 38701
 800-413-4445

Jonesboro, Arkansas

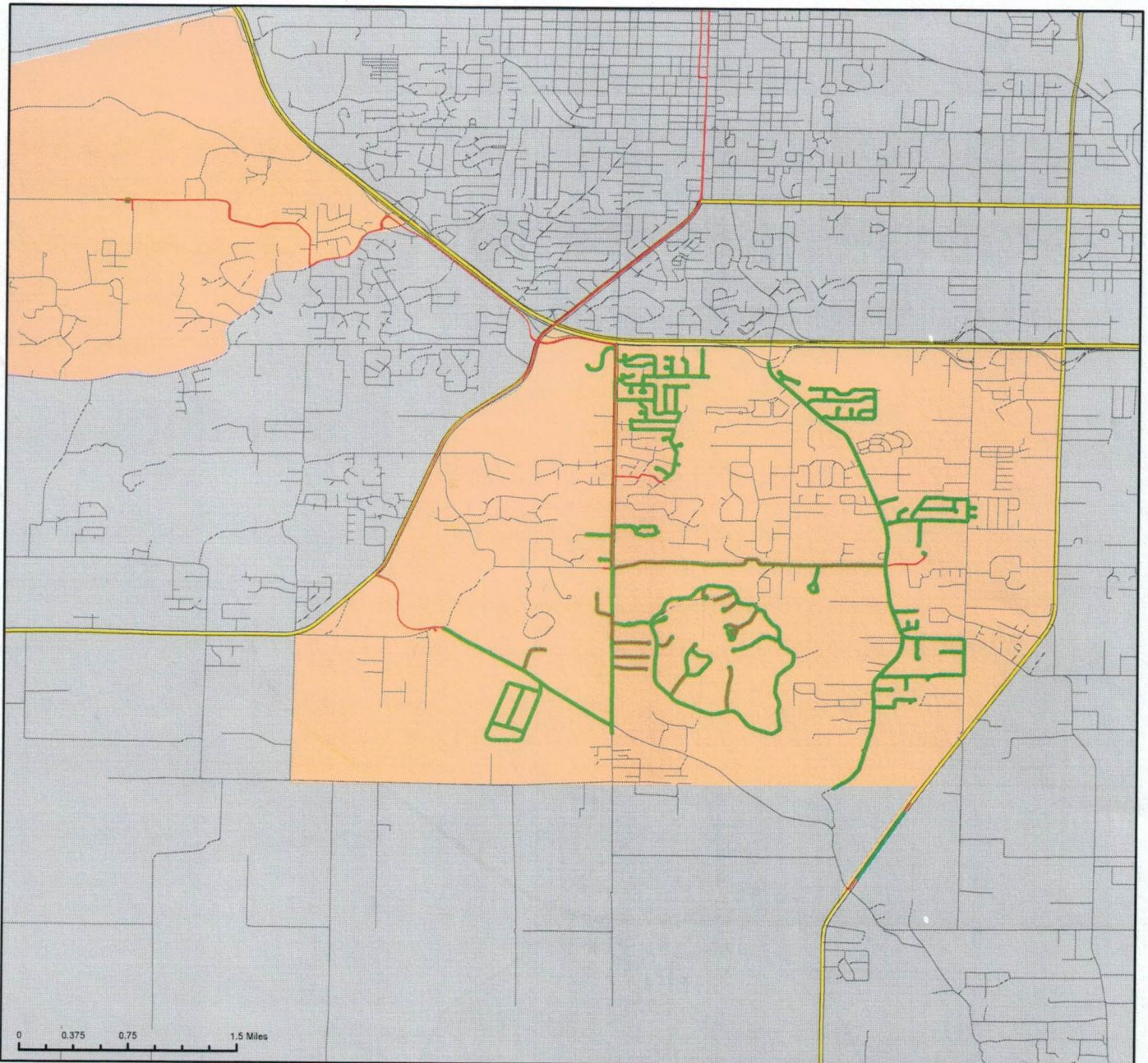
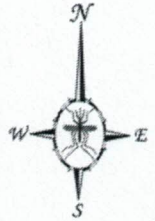
Ground Adulticide Application Date:
August 7, 2018



Sprayer Status

- Spray Off
- Spray On

Chemical: Permanone 31-66
Quantity Used: 14.0 gal
Miles Treated: 34.9
Acres Treated: 1,271.0

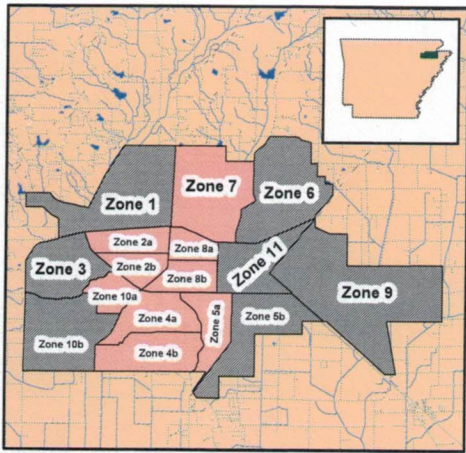


Vector Disease Control
1320 Brookland Dr., Suite H
Little Rock, AR 72202

These map products were developed for use by VDCI for its internal purposes only and were not designed or intended for general use by members of the public. VDCI makes no representation or warranty as to its accuracy, timeliness, or completeness, and in particular, its accuracy in labeling or displaying dimensions, contours, property boundaries, or placement or location of any map features thereon. © 2018 VDCI. All rights reserved.

Jonesboro, Arkansas

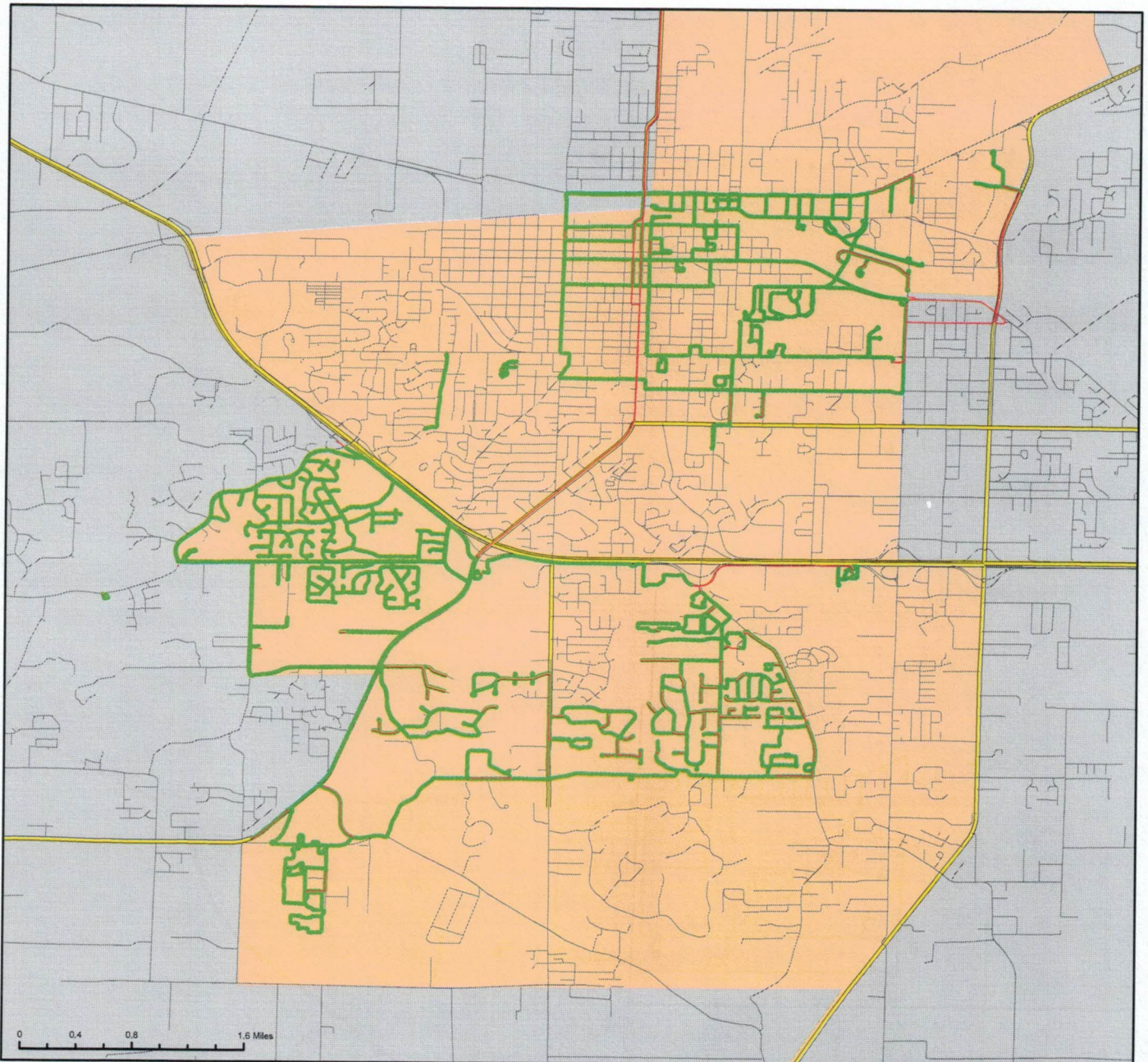
Ground Adulticide Application Date:
August 20, 2018



Sprayer Status

- Spray Off
- Spray On

Chemical: Permanone 31-66
Quantity Used: 45.2 gal
Miles Treated: 119.9
Acres Treated: 4,361.0

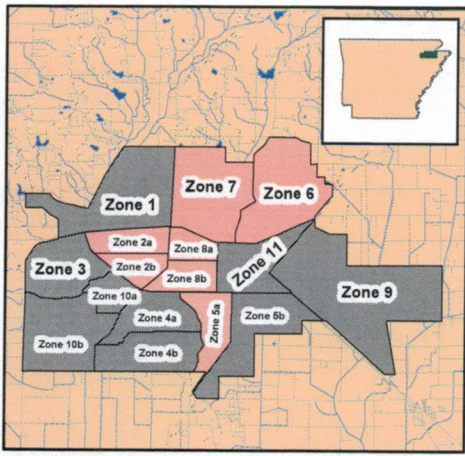


Vector Disease Control
1320 Brookland Dr., Suite H
Little Rock, AR 72202

These map products were developed for use by VDCI for its internal purposes only and were not designed or intended for general use by members of the public. VDCI makes no representation or warranty as to its accuracy, timeliness, or completeness, and in particular, its accuracy in labeling or displaying dimensions, contours, property boundaries, or placement or location of any map features thereon. © 2018 VDCI. All rights reserved.

Jonesboro, Arkansas

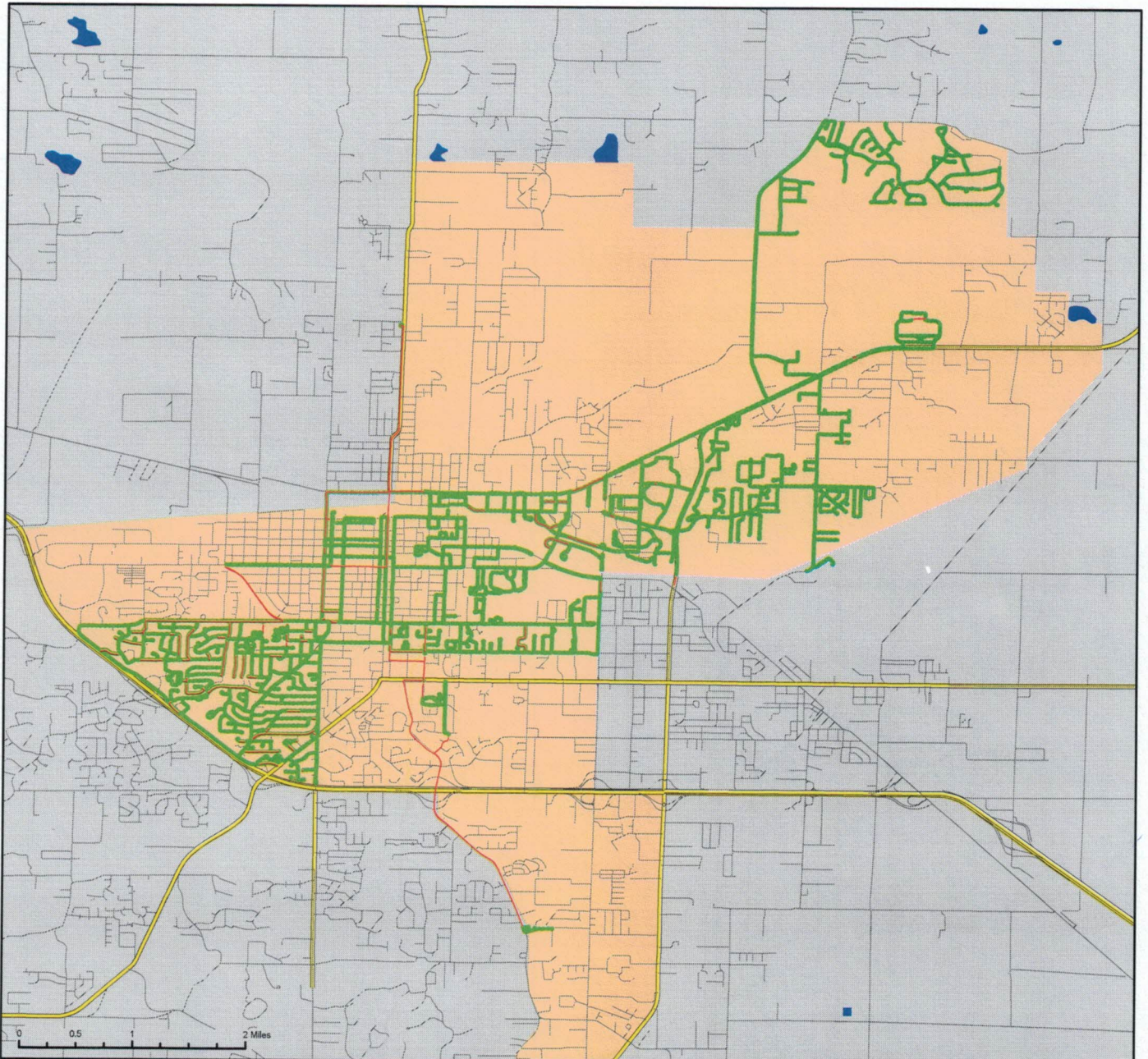
Ground Adulticide Application Date:
August 28, 2018




Sprayer Status

- Spray Off
- Spray On

Chemical: Permanone 31-66
Quantity Used: 13.4 gal
Miles Treated: 47.8
Acres Treated: 1,739.0



Craighead County



Jonesboro, Arkansas

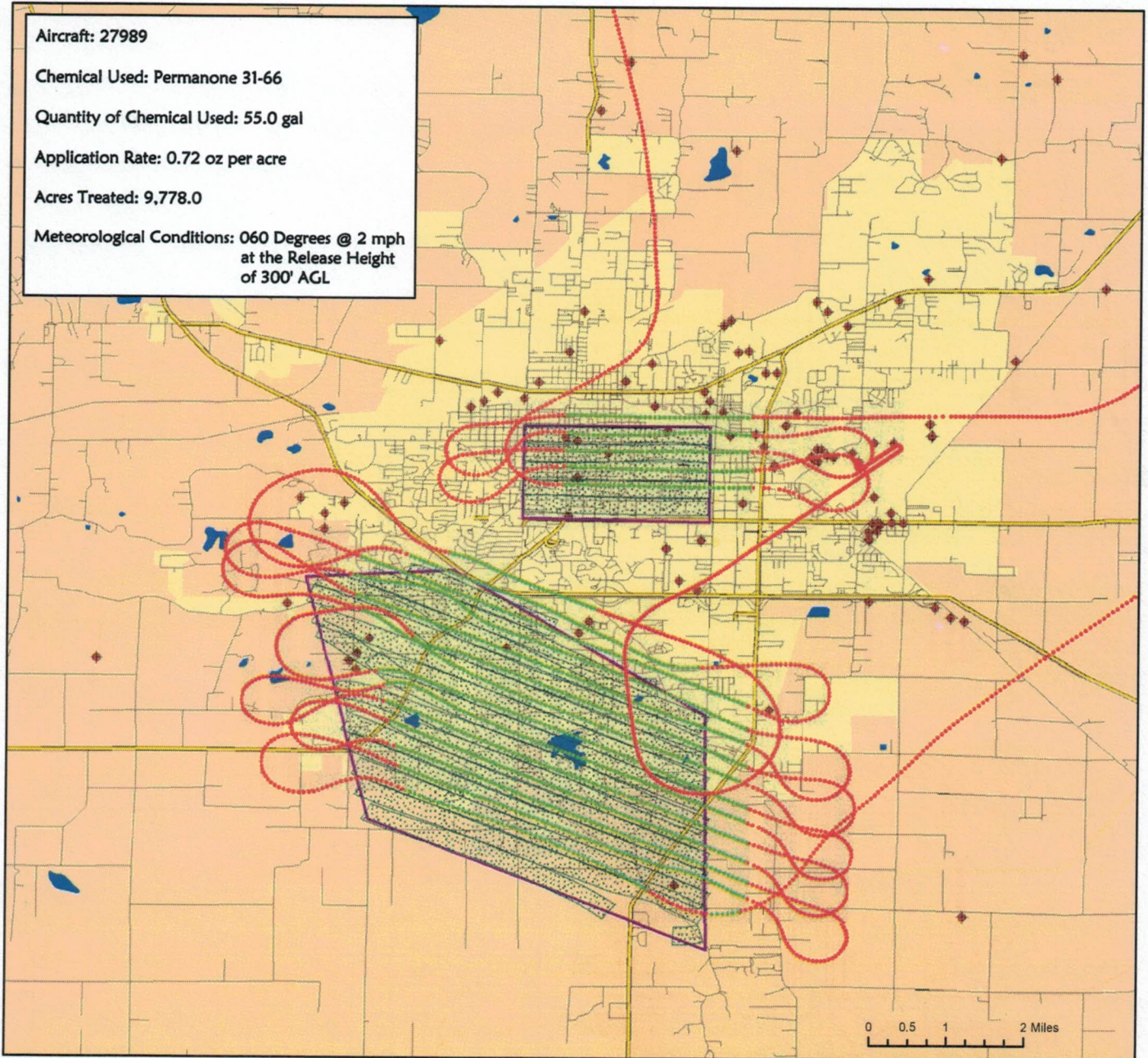
Aerial Adulticide Application Date:
August 1, 2018



- Flight Line**
- Spray Off
- Spray On
- Towers
- Spray Deposition
- Treatment Areas



Aircraft: 27989
Chemical Used: Permanone 31-66
Quantity of Chemical Used: 55.0 gal
Application Rate: 0.72 oz per acre
Acres Treated: 9,778.0
Meteorological Conditions: 060 Degrees @ 2 mph
at the Release Height
of 300' AGL



Vector Disease Control
1320 Brookwood Dr., Suite H
Little Rock, AR 72202

These map products were developed for use by VDCI for its internal purposes only and were not designed or intended for general use by members of the public. VDCI makes no representation or warranty as to its accuracy, timeliness, or completeness, and in particular, its accuracy in labeling or displaying dimensions, contours, property boundaries, or placement or location of any map features thereon. © 2018 VDCI. All rights reserved.

Craighead County



Jonesboro, Arkansas

Aerial Adulticide Application Date:
August 10, 2018



Flight Line

Spray Off

Spray On

Towers

Spray Deposition

Treatment Areas



Aircraft: 27989

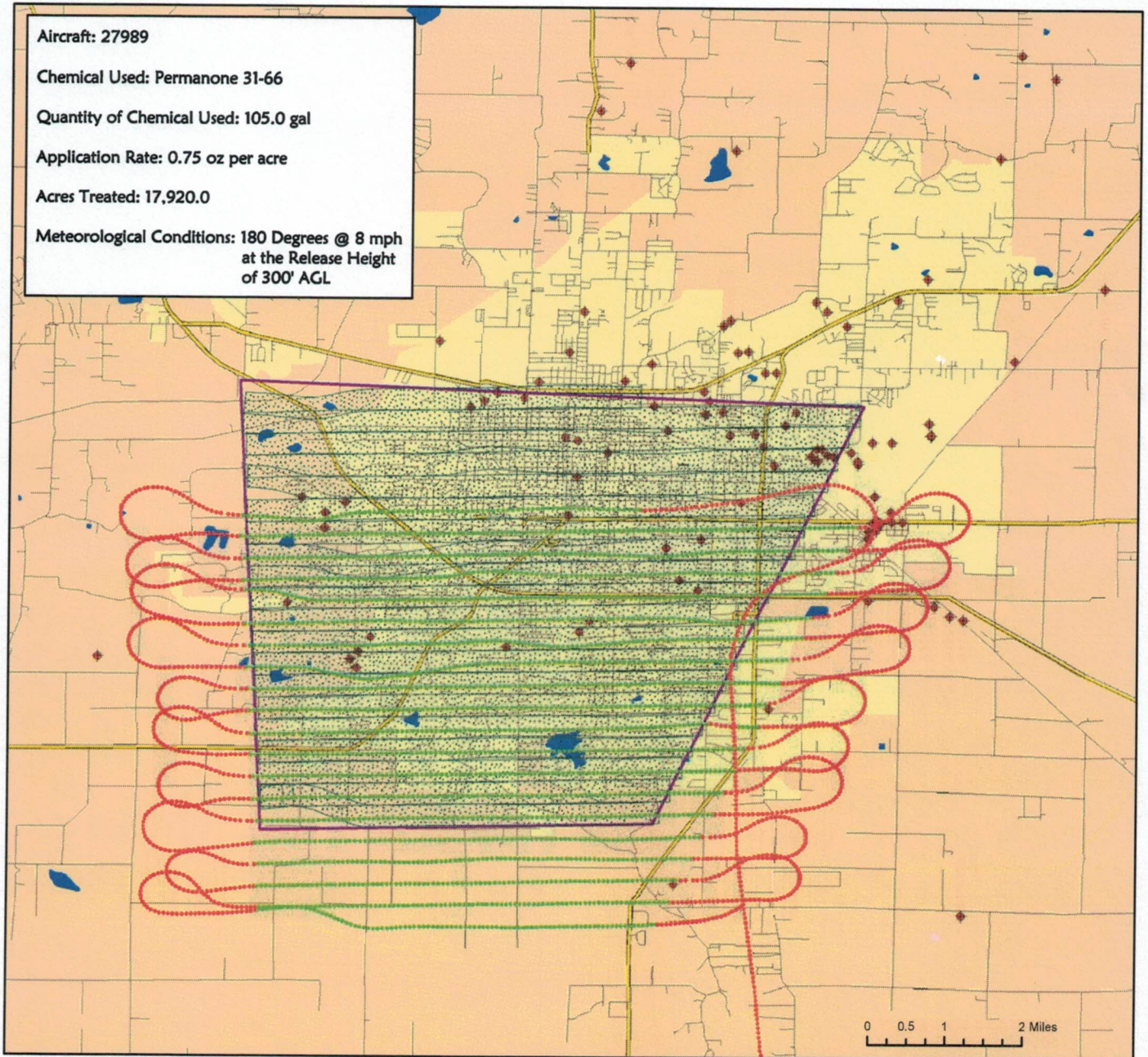
Chemical Used: Permanone 31-66

Quantity of Chemical Used: 105.0 gal

Application Rate: 0.75 oz per acre

Acres Treated: 17,920.0


Meteorological Conditions: 180 Degrees @ 8 mph
at the Release Height
of 300' AGL



Vector Disease Control
1320 Brookwood Dr., Suite H
Little Rock, AR 72202

These map products were developed for use by VDCI for its internal purposes only and were not designed or intended for general use by members of the public. VDCI makes no representation or warranty as to its accuracy, timeliness, or completeness, and in particular, its accuracy in labeling or displaying dimensions, contours, property boundaries, or placement or location of any map features thereon. © 2018 VDCI. All rights reserved.

Craighead County

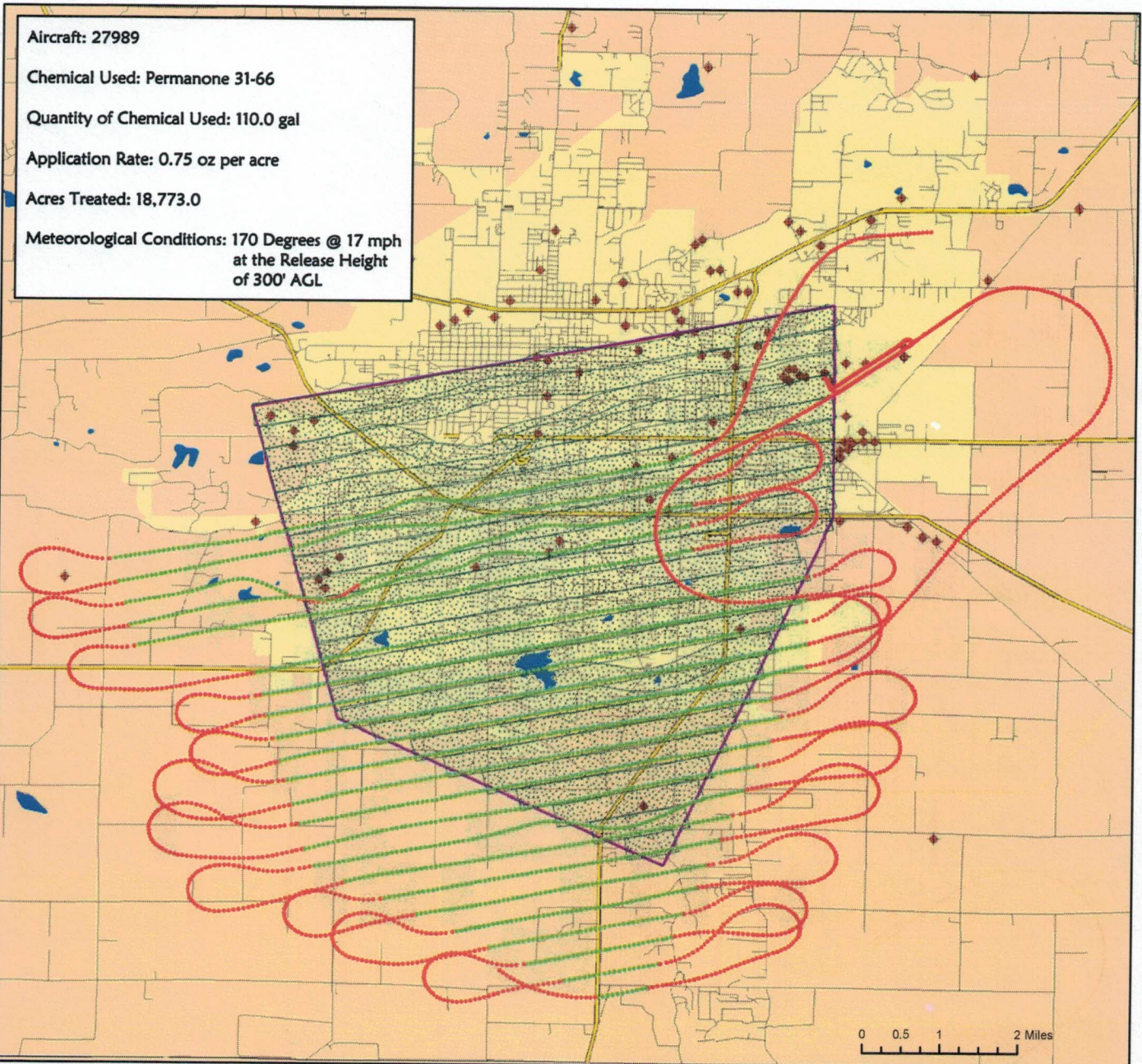
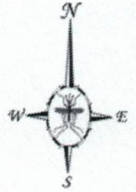


Jonesboro, Arkansas

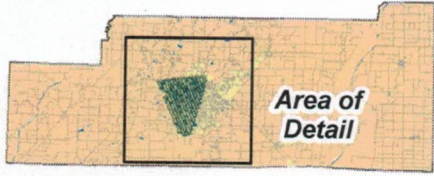
Aerial Adulticide Application Date:
August 24, 2018



- Flight Line**
- Spray Off**
- Spray On**
- Towers**
- Spray Deposition**
- Treatment Areas**



Craighead County



Jonesboro, Arkansas


Aerial Adulticide Application Date:
August 31, 2018




Flight Line

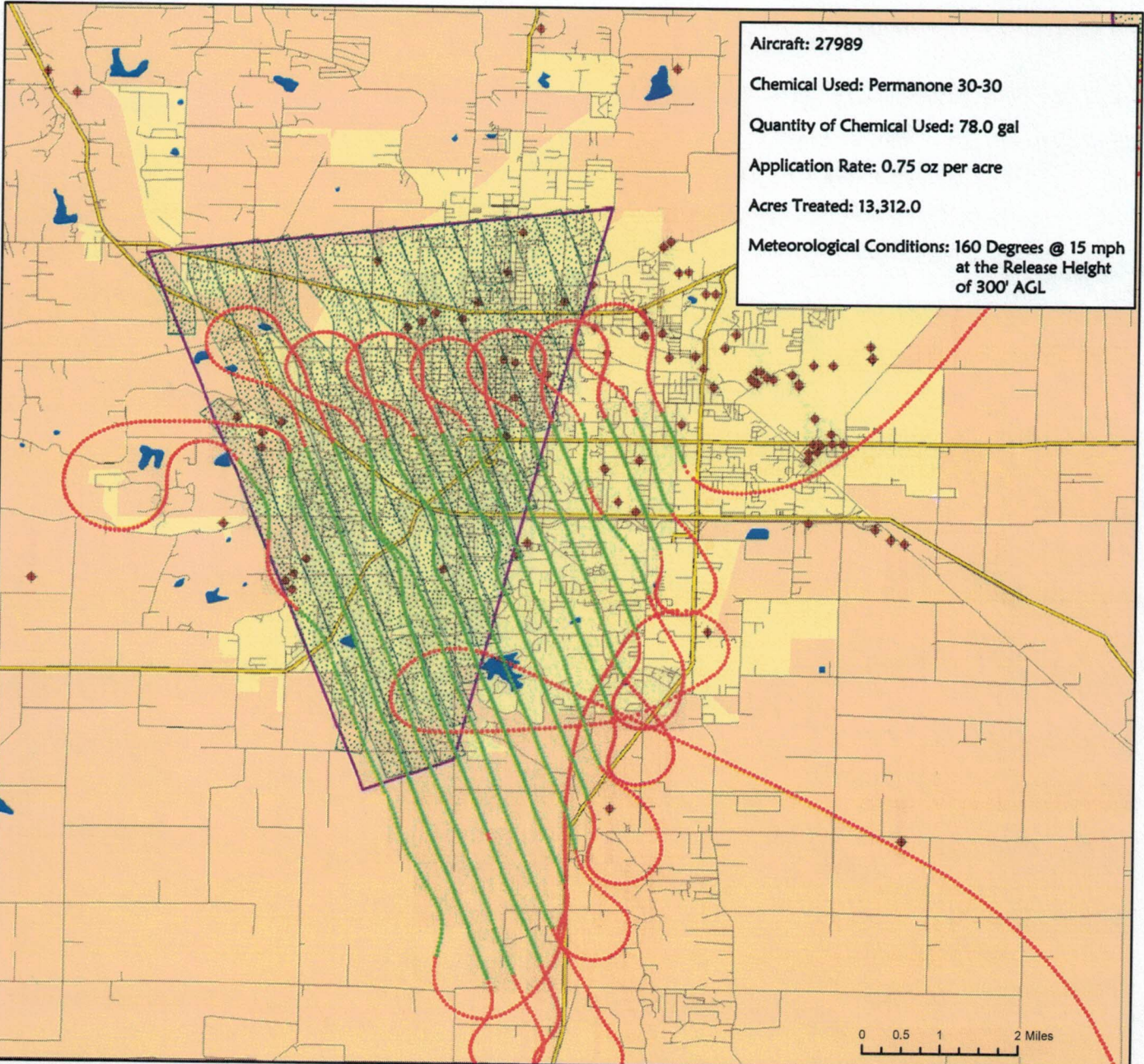
Spray Off

Spray On

Towers 

Spray Deposition 

Treatment Areas 



Vector Disease Control
1320 Brookwood Dr., Suite H
Little Rock, AR 72202

These map products were developed for use by VDCI for its internal purposes only and were not designed or intended for general use by members of the public. VDCI makes no representation or warranty as to its accuracy, timeliness, or completeness, and in particular, its accuracy in labeling or displaying dimensions, contours, property boundaries, or placement or location of any map features thereon. © 2018 VDCI. All rights reserved.