



ADAPCO Vector Control Services

2221 North Church Street

Jonesboro, AR 72401

Tel: 933-6939

Fax: 933-0122

www.myadapco.com

Mosquito Surveillance and Control Report

September & October, 2007


Including Year-end Summaries

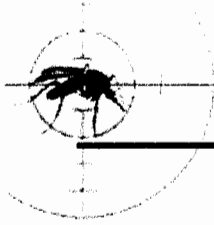
Jonesboro, Arkansas

Meeting of the Public Safety Committee

Jonesboro City Council

October 16, 2007





Adult Mosquito Surveillance Report

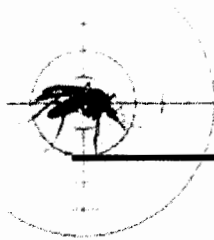
Start Date: 9/1/2007 End Date: 10/11/2007

Jonesboro

Date Trap Set	Trap Location	No. Collected at each Location	Total Collected for each Date
9/5/2007	Ashwood	3	
	Cottage Home Rd	8	
	Frog Pond	8	
	Gerald's	0	
	McClure	3	
	Oakhill	9	
	Partridge	19	
	Pleasantview	6	
	Ridgepointe	11	
	Shady Lane	4	
	Strawfloor	7	
Sugar Ridge	0		
			78 (Avg. 6.5)
9/12/2007	Ashwood	8	
	Briarcrest	3	
	Cottage Home Rd	10	
	Frog Pond	4	
	Gerald's	1	
	McClure	5	
	Oakhill	4	
	Partridge	0	
	Pleasantview	5	
	Ridgepointe	1	
	Shady Lane	4	
	Strawfloor	6	
	Sugar Ridge	1	
			52 (Avg. 4)
9/18/2007	Ashwood	65	
	Briarcrest	6	

Date Trap Set	Trap Location	No. Collected at each Location	Total Collected for each Date
9/18/2007	Cottage Home Rd	10	260 (Avg. 20)
	Frog Pond	10	
	Gerald's	4	
	McClure	14	
	Oakhill	4	
	Partridge	13	
	Pleasantview	47	
	Ridgepointe	11	
	Shady Lane	10	
	Strawfloor	22	
	Sugar Ridge	44	
9/26/2007	Ashwood	20	208 (Avg. 16)
	Briarcrest	9	
	Cottage Home Rd	16	
	Frog Pond	9	
	Gerald's	2	
	McClure	20	
	Oakhill	8	
	Partridge	25	
	Pleasantview	9	
	Ridgepointe	21	
	Shady Lane	10	
	Strawfloor	49	
Sugar Ridge	10		
10/1/2007	Ashwood	11	
	Briarcrest	5	
	Cottage Home Rd	7	
	Frog Pond	8	
	Gerald's	1	
	McClure	7	
	Oakhill	14	
	Partridge	20	

Date Trap Set	Trap Location	No. Collected at each Location	Total Collected for each Date
10/1/2007	Pleasantview	44	169 (Avg. 13)
	Ridgepointe	7	
	Shady Lane	9	
	Strawfloor	14	
	Sugar Ridge	22	
10/10/2007	Ashwood	9	78 (Avg. 6)
	Briarcrest	2	
	Cottage Home Rd	3	
	Frog Pond	4	
	Gerald's	0	
	McClure	2	
	Oakhill	3	
	Partridge	7	
	Pleasantview	11	
	Ridgepointe	5	
	Shady Lane	12	
	Strawfloor	11	
	Sugar Ridge	9	
Overall Trap Total			845
Overall Trap Average			11.0



Larvicide Applications

Start Date: 9/1/2007

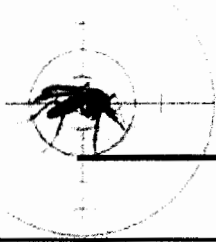
End Date: 10/11/2007

Jones boro

Zone	Date	Location	Habitat	# of Larvae	Larvicide	Amount Applied (oz.)
Aquabac 400G						
2	9/6/2007	Bud Dent's	tire pile	0	Aquabac 400G	0.00
Zone 2 Total Ounces Applied						0.00
5	9/6/2007	Raben Tire	tire pile	1-10	Aquabac 400G	16.00
		Raider Tire	tire pile	1-10	Aquabac 400G	48.00
5	9/12/2007	Harrisburg	ditch	1-10	Aquabac 400G	48.00
5	9/13/2007	Apt Dr.	ditch	0	Aquabac 400G	0.00
		Countrybrook	ditch	0	Aquabac 400G	0.00
		Fox Meadow Ln.	ditch	0	Aquabac 400G	0.00
		Richardson	ditch	1-10	Aquabac 400G	32.00
		Shadow Ridge Ln.	ditch	0	Aquabac 400G	0.00
5	9/19/2007	Purcell	tire pile	0	Aquabac 400G	0.00
		Raider Tire	tire pile	1-10	Aquabac 400G	16.00
Zone 5 Total Ounces Applied						160.00
6	9/12/2007	Scotchwood	ditch	1-10	Aquabac 400G	48.00
6	9/13/2007	Pleasantview	ditch	1-10	Aquabac 400G	48.00
6	9/17/2007	CR 705	ditch	0	Aquabac 400G	0.00
		Neil Rd.	ditch	0	Aquabac 400G	0.00
		Peachtree	ditch	0	Aquabac 400G	0.00
		Prospect	ditch	0	Aquabac 400G	0.00
Zone 6 Total Ounces Applied						96.00
7	9/6/2007	Sartin's Tire	tire pile	0	Aquabac 400G	0.00
7	9/17/2007	Magnolia Rd.	ditch	11-50	Aquabac 400G	64.00
		Thomas Greene Rd	ditch	0	Aquabac 400G	0.00
7	9/19/2007	Sartins	tire pile	1-10	Aquabac 400G	16.00
Zone 7 Total Ounces Applied						80.00
8	9/6/2007	Gateway	tire pile	1-10	Aquabac 400G	32.00
		Gerald's	tire pile	0	Aquabac 400G	0.00
		Purcell	tire piled	0	Aquabac 400G	0.00
8	9/19/2007	Gateway	tire pile	1-10	Aquabac 400G	32.00
		Gerald's	tire pile	1-10	Aquabac 400G	16.00
		Raben	tire pile	1-10	Aquabac 400G	16.00

ADAPCO Vector Control Services
 550 Aero Lane
 Sanford, FL 32771
 1-800-367-0659

Zone	Date	Location	Habitat	# of Larvae	Larvicide	Amount Applied (oz.)
						Zone 8 Total Ounces Applied 96.00
11	9/12/2007	Boydston	ditch	1-10	Aquabac 400G	32.00
		Cain	ditch	1-10	Aquabac 400G	112.00
		E. Nettleton	ditch	1-10	Aquabac 400G	112.00
		Fairview	ditch	1-10	Aquabac 400G	16.00
		Mary Jane	ditch	1-10	Aquabac 400G	32.00
		Nettleton and Boydston	ditch	1-10	Aquabac 400G	32.00
		Parkwood	ditch	0	Aquabac 400G	0.00
						Zone 11 Total Ounces Applied 336.00
						Total Aquabac 400G Applied: 768.00
						Overall Total Ounces Applied 768.00



Service Request Adulticide Applications

Start Date: 9/1/2007

End Date: 10/15/2007

Jonesboro

Month	Date	Zone	Location	Chemical	Mix Ratio	Ounces Sprayed
Permanone 30-30						
September 20	9/4/2007	2	1406 Redbud Cir.	Permanone 30-30	1:13	16.0
	9/6/2007	7	ASU Student Union	Permanone 30-30	1:13	16.0
	9/7/2007	5	5815 Harrisburg Rd.	Permanone 30-30	1:13	16.0
	9/8/2007	5	5505 Zion Rd.	Permanone 30-30	1:13	24.0
	9/10/2007	2	Jefferson Ave.	Permanone 30-30	1:13	64.0
	9/12/2007	8	1824 Rosemond	Permanone 30-30	1:13	8.0

ADAPCO Vector Control Services
550 Aero Lane
Sanford, FL 32771
1-800-367-0659

Month	Date	Zone	Location	Chemical	Mix Ratio	Ounces Sprayed
September 20	9/13/2007	5	1627 Cedar Ridge Ln	Permanone 30-30	1:13	16.0
	9/13/2007	11	2409 Mary Jane Dr.	Permanone 30-30	1:13	16.0
	9/14/2007	5	5815 Harrisburg Rd	Permanone 30-30	1:13	16.0
	9/14/2007	6	1405 Old Bridger Rd.	Permanone 30-30	1:13	8.0
	9/19/2007	5	3113 Daviswood	Permanone 30-30	1:13	16.0
	9/19/2007	8	Marjorie Dr.	Permanone 30-30	1:13	32.0
	9/19/2007	10	6304 SW Drive	Permanone 30-30	1:13	16.0

Month	Date	Zone	Location	Chemical	Mix Ratio	Ounces Sprayed
September 20	9/20/2007	8	1316 Kitchen St.	Permanone 30-30	1:13	16.0
	9/20/2007	9	2206 Commerce	Permanone 30-30	1:13	16.0
	9/20/2007	9	4904 E. Highland	Permanone 30-30	1:13	16.0
	9/20/2007	11	2205 Sutton	Permanone 30-30	1:13	16.0
	9/21/2007	2	1805 Kenwood	Permanone 30-30	1:13	16.0
	9/21/2007	3	1617 Strawfloor	Permanone 30-30	1:13	32.0
	9/21/2007	6	3506 Pleasantview	Permanone 30-30	1:13	16.0

Month	Date	Zone	Location	Chemical	Mix Ratio	Ounces Sprayed
September 20	9/21/2007	6	312 Marzee Ann	Permanone 30-30	1:13	16.0
	9/21/2007	8	2320 N. Church	Permanone 30-30	1:13	16.0
	9/21/2007	8	1601 Honeysuckle	Permanone 30-30	1:13	16.0
	9/21/2007	11	3119 Parkwood	Permanone 30-30	1:13	16.0
	9/24/2007	4	813 Sherwood	Permanone 30-30	1:13	12.0
	9/26/2007	10	2011 Hardwood	Permanone 30-30	1:13	8.0
	9/27/2007	8	1703 Bernard	Permanone 30-30	1:11	16.0

ADAPCO Vector Control Services
550 Aero Lane
Sanford, FL 32771
1-800-367-0659

Month	Date	Zone	Location	Chemical	Mix Ratio	Ounces Sprayed
September 20	9/28/2007	9	4904 E. Highland	Permanone 30-30	1:11	16.0
					Monthly Totals	
					<i>508.0 (3.969 gals)</i>	
October 2007	10/1/2007	4	Central Baptist Church	Permanone 30-30	1:13	16.0
	10/2/2007	2	2107 Denver Dr.	Permanone 30-30	1:13	8.0
	10/2/2007	6	4115 E. Johnson	Permanone 30-30	1:13	16.0
	10/3/2007	2	529 W. Cherry	Permanone 30-30	1:13	24.0
	10/3/2007	4	Renee Dr	Permanone 30-30	1:13	128.0
	10/3/2007	4	5815 Harrisburg Rd	Permanone 30-30	1:13	12.0

Month	Date	Zone	Location	Chemical	Mix Ratio	Ounces Sprayed
October 2007	10/3/2007	5	Medallion Dr.	Permanone 30-30	1:13	128.0
	10/3/2007	8	1300 Thrush	Permanone 30-30	1:13	8.0
	10/3/2007	8	2900 Stallings	Permanone 30-30	1:13	12.0
	10/3/2007	8	1415 Hidden Cove	Permanone 30-30	1:13	12.0
	10/3/2007	8	1300 Thrush	Permanone 30-30	1:13	32.0
	10/4/2007	2	1327 Olive	Permanone 30-30	1:13	16.0
	10/4/2007	4	931 Craighead Forest Rd	Permanone 30-30	1:13	12.0

Month	Date	Zone	Location	Chemical	Mix Ratio	Ounces Sprayed
October 2007	10/4/2007	7	Dacus/Conway	Permanone 30-30	1:13	64.0
	10/4/2007	7	206 N. Rogers	Permanone 30-30	1:12	16.0
	10/15/2007	2	2013 Rosemond	Permanone 30-30	1:13	16.0
Monthly Totals						520.0 (4.063 gals)
Total Permanone 30-30 Applied:						1,028.0 (8.031 gals)

Scourge 18-54

October 2007	10/5/2007	2	2011 S. Culberhouse	Scourge 18-54	1:10	16.0
	10/5/2007	6	2306 Rozanne	Scourge 18-54	1:11	32.0
	10/5/2007	7	321 W. Philadelphia	Scourge 18-54	1:11	16.0

Month	Date	Zone	Location	Chemical	Mix Ratio	Ounces Sprayed
October 2007	10/5/2007	7	Sylvan Hills	Scourge 18-54	1:11	64.0
	10/5/2007	8	1605 Virginia	Scourge 18-54	1:11	16.0
	10/8/2007	6	1220 Despain Cove	Scourge 18-54	1:11	16.0
	10/8/2007	10	1908 Catharine Cove	Scourge 18-54	1:11	12.0
	10/9/2007	4	5303 SW Drive	Scourge 18-54	1:11	16.0
	10/9/2007	8	1300 Country Club Terrace	Scourge 18-54	1:11	12.0
	10/10/2007	6	2024 Greenway	Scourge 18-54	1:11	16.0
Monthly Totals						216.0 (1.688 gals)

ADAPCO Vector Control Services
550 Aero Lane
Sanford, FL 32771
1-800-367-0659

Month	Date	Zone	Location	Chemical	Mix Ratio	Ounces Sprayed
<i>Total Scourge 18-54 Applied:</i>						216.0 (1.688 gals)
<i>Grand Totals</i>						1,244.0 (9.719 gals)

Ground Adulticide Applications

Start Date: 9/1/07 End Date: 10/11/07



Jonesboro

Month	Date	Area	Zone	Truck	Chemical	Mix Ratio	Trip Miles	Spray Miles	Spray Acres	Gallons Sprayed
Permanone 30-30										
September	20	9/4/2007	3&2-A	3	126	Permanone 30-30	1:13	0.0	1455.0	8.0
		9/4/2007	4-A	4	123	Permanone 30-30	1:13	0.0	1455.0	8.0
		9/6/2007		1	126	Permanone 30-30	1:13	0.0	1564.0	5.0
		9/7/2007	specials	1	126	Permanone 30-30	1:13	0.0	1236.0	5.0
		9/7/2007	specials	7	123	Permanone 30-30	1:13	0.0	1055.0	7.0
		9/8/2007	specials	6	125	Permanone 30-30	1:13	0.0	291.0	1.0
		9/13/2007		4	50	Permanone 30-30	1:13	0.0	1382.0	8.0
		9/13/2007		6	125	Permanone 30-30	1:13	0.0	1527.0	8.0
		9/14/2007	specials	1	126	Permanone 30-30	1:13	0.0	1564.0	7.0
		9/14/2007	specials	8	125	Permanone 30-30	1:13	0.0	1236.0	6.0
		9/17/2007		7	123	Permanone 30-30	1:13	0.0	1527.0	8.0
		9/17/2007		11	126	Permanone 30-30	1:13	0.0	1455.0	5.0
		9/18/2007	special		126	Permanone 30-30	1:13	0.0	2327.0	7.0
		9/19/2007	1&2-A	1	123	Permanone 30-30	1:13	0.0	1673.0	9.0
		9/19/2007	5-B	5	125	Permanone 30-30	1:13	0.0	1964.0	12.0
		9/19/2007	8-B	8	126	Permanone 30-30	1:13	0.0	1491.0	9.0
		9/19/2007	10-A&2-B	10	50	Permanone 30-30	1:13	0.0	1745.0	13.0

ADAPCO Vector Control Services
 550 Aero Lane
 Sanford, FL 32771
 1-800-367-0659

Month	Date	Area	Zone	Truck	Chemical	Mix Ratio	Trip Miles	Spray Miles	Spray Acres	Gallons Sprayed
September 20	9/20/2007	3&10-B	3	124	Permanone 30-30	1:13	0.0	59.0	2145.0	9.0
	9/20/2007		6	123	Permanone 30-30	1:13	0.0	52.0	1891.0	8.0
	9/20/2007	8-A	8	126	Permanone 30-30	1:13	0.0	29.0	1055.0	7.0
	9/20/2007	9&11	9	125	Permanone 30-30	1:13	0.0	43.0	1564.0	9.0
	9/21/2007		2	124	Permanone 30-30	1:13	0.0	52.0	1891.0	9.0
	9/21/2007		4	123	Permanone 30-30	1:13	0.0	51.0	1855.0	8.0
	9/21/2007		8	126	Permanone 30-30	1:13	0.0	37.0	1345.0	6.0
	9/22/2007		6	42	Permanone 30-30	1:13	0.0	40.0	1455.0	13.0
	9/22/2007	specials	8	125	Permanone 30-30	1:13	0.0	53.0	1927.0	6.0
	9/24/2007		5	126	Permanone 30-30	1:13	0.0	33.0	1200.0	7.0
	9/24/2007		7	50	Permanone 30-30	1:13	0.0	43.0	1564.0	9.0
	9/27/2007		4	126	Permanone 30-30	1:11	0.0	45.0	1636.0	8.0
	9/27/2007		5	125	Permanone 30-30	1:11	0.0	43.0	1564.0	6.0
	9/28/2007		4	125	Permanone 30-30	1:11	0.0	76.0	2764.0	14.0
	9/28/2007		6	124	Permanone 30-30	1:11	0.0	58.0	2109.0	11.0
	9/28/2007		8	126	Permanone 30-30	1:11	0.0	46.0	1673.0	9.0

Total Permanone 30-30 Applied: 265.0

Monthly Totals: 0.0 1,446.0 52,585.0 265.0

Permanone 30-30

October 2007	10/1/2007	3 and 10A	3	126	Permanone 30-30	1:13	0.0	42.0	1527.0	7.0
	10/1/2007		11	50	Permanone 30-30	1:13	0.0	35.0	1273.0	10.0
	10/3/2007		6	123	Permanone 30-30	1:13	0.0	50.0	1818.0	12.0
	10/3/2007	A	8	50	Permanone 30-30	1:13	0.0	34.0	1236.0	12.0

ADAPCO Vector Control Services
550 Aero Lane
Sanford, FL 32771
1-800-367-0659

Month	Date	Area	Zone	Truck	Chemical	Mix Ratio	Trip Miles	Spray Miles	Spray Acres	Gallons Sprayed
October 2007	10/3/2007	B	8	126	Permanone 30-30	1:13	0.0	38.0	1382.0	9.0
	10/10/2007	5B & 6	6	126	Permanone 30-30	1:13	0.0	40.0	1455.0	8.0

Total Permanone 30-30 Applied:

58.0

Scourge 18-54

October 2007	10/4/2007	2B and 3	3	123	Scourge 18-54	1:10	0.0	47.0	1709.0	10.0
	10/4/2007	B	4	124	Scourge 18-54	1:10	0.0	61.0	2218.0	11.0
	10/4/2007	A	4	126	Scourge 18-54	1:10	0.0	38.0	1382.0	12.0
	10/4/2007		6	125	Scourge 18-54	1:10	0.0	57.0	2073.0	8.0
	10/5/2007		1	123	Scourge 18-54	1:10	0.0	59.0	2145.0	7.0
	10/5/2007	A	10	50	Scourge 18-54	1:10	0.0	40.0	1455.0	10.0
	10/5/2007		11	126	Scourge 18-54	1:10	0.0	29.0	1055.0	7.0
	10/6/2007		7	124	Scourge 18-54	1:10	0.0	43.0	1564.0	8.0
	10/9/2007	B	2	126	Scourge 18-54	1:11	0.0	41.0	1491.0	6.0
	10/9/2007	B	4	123	Scourge 18-54	1:11	0.0	49.0	1782.0	9.0

Total Scourge 18-54 Applied:

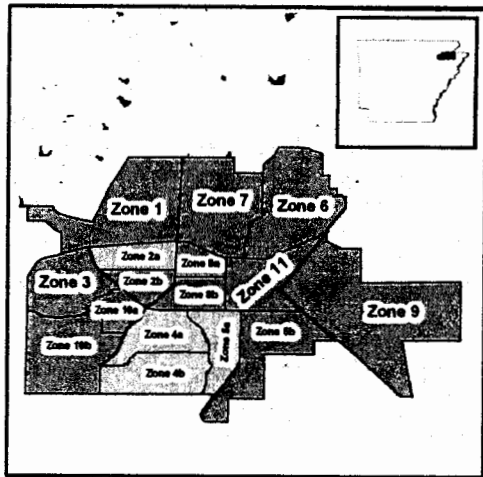
88.0

Monthly Totals:

0.0 703.0 25,565.0 146.0

Grand Totals:

0.0 2,149.0 78,150.0 411.0



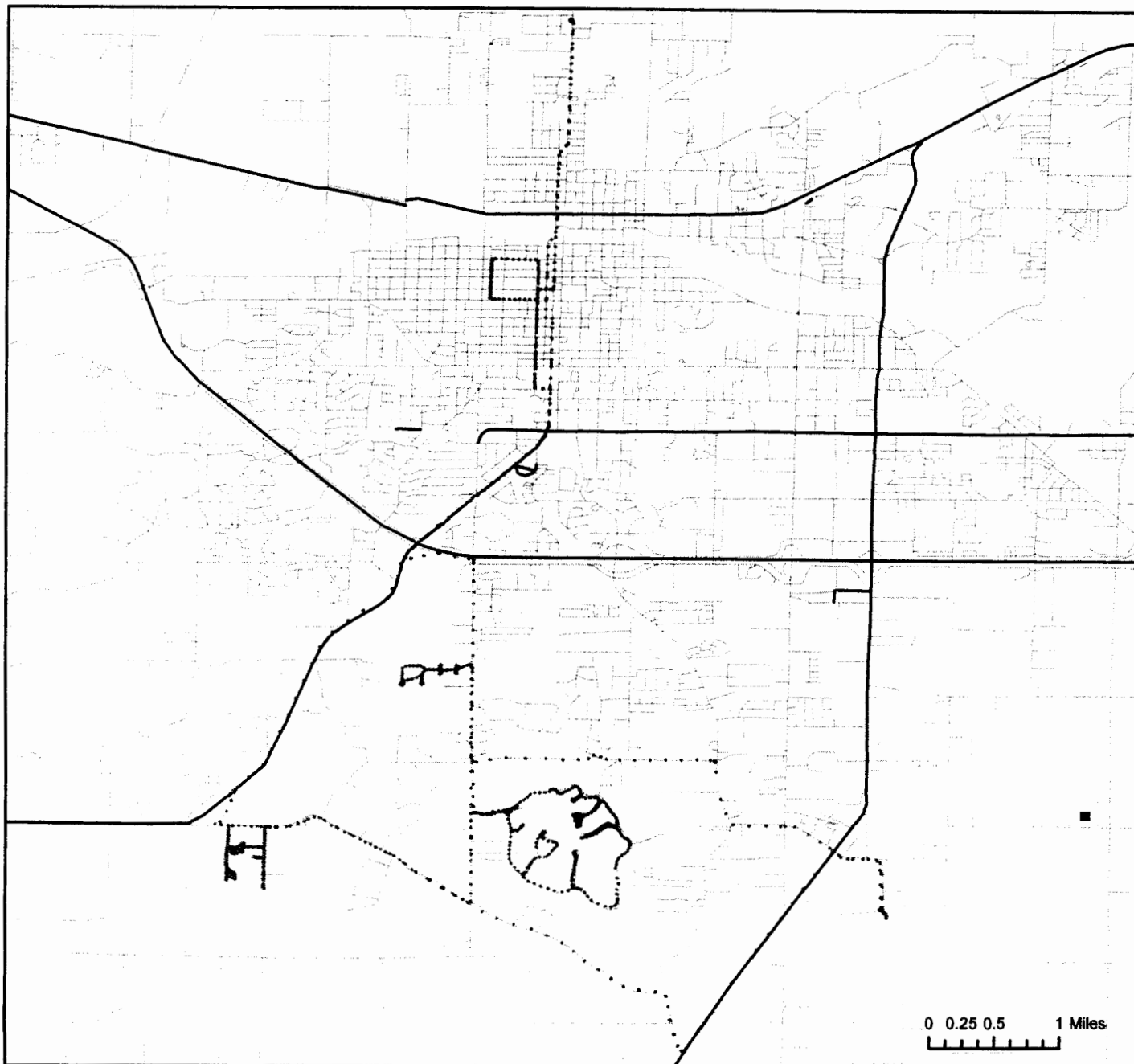
The City of Jonesboro, Arkansas

Ground Adulticide Application Date:
September 7, 2007

Sprayer Status


- Spray Off
- Spray On

Chemical: Permanone 30-30
Quantity Used: 6.2 gal
Miles Treated: 12.9
Acres Treated: 468.0



ADAPCO Vector Control Services
950 N Broadway, Suite B
Greenville, MS 38701

These map products were developed for use by AVCS for its internal purposes only and were not designed or intended for general use by members of the public. AVCS makes no representation or warranty as to its accuracy, timeliness, or completeness, and in particular, its accuracy in labeling or displaying dimensions, contours, property boundaries, or placement or location of any map features thereon. © 2007 AVCS. All rights reserved.



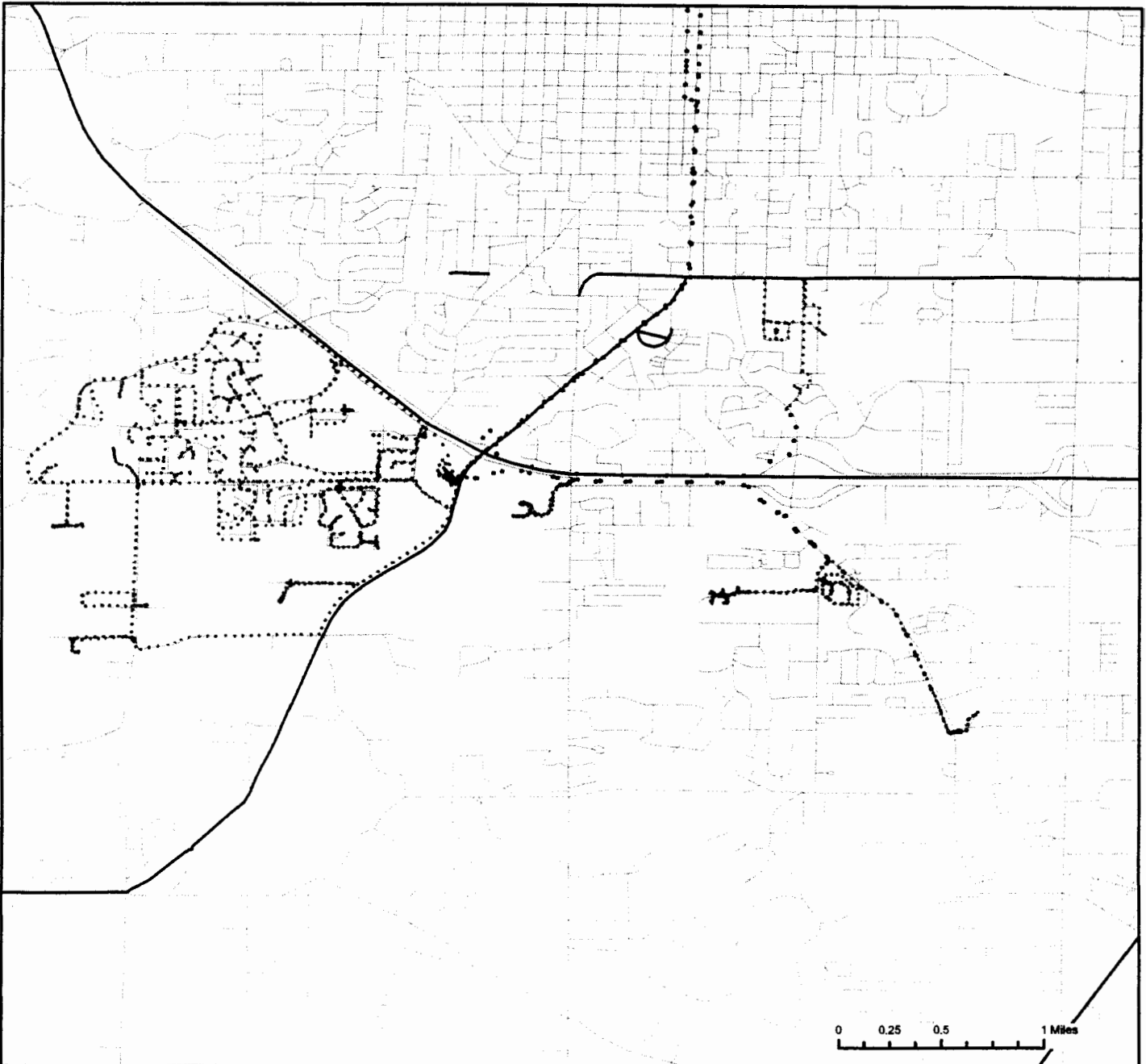
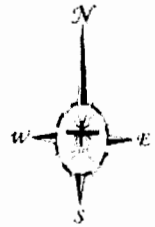
The City of Jonesboro, Arkansas

Ground Adulticide Application Date: September 19, 2007

Sprayer Status

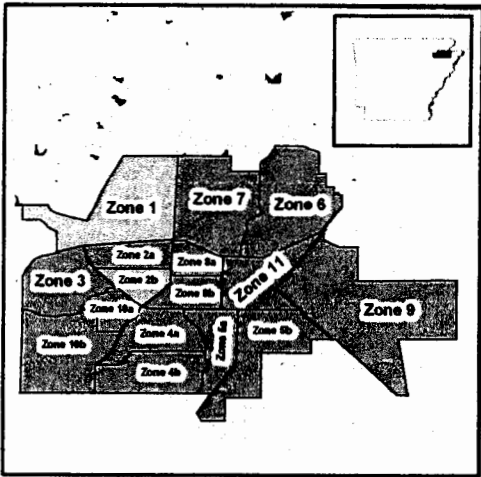
- Spray Off
- Spray On

Chemical: Permanone 30-30
 Quantity Used: 15.1 gal
 Miles Treated: 39.3
 Acres Treated: 1,425



ADAPCO Vector Control Services
 950 N Broadway, Suite B
 Greenville, MS 38701

These map products were developed for use by AVCS for its internal purposes only and were not designed or intended for general use by members of the public. AVCS makes no representation or warranty as to its accuracy, timeliness, or completeness, and in particular, its accuracy in labeling or displaying dimensions, contours, property boundaries, or placement or location of any map features thereon. ©2007 AVCS. All rights reserved.



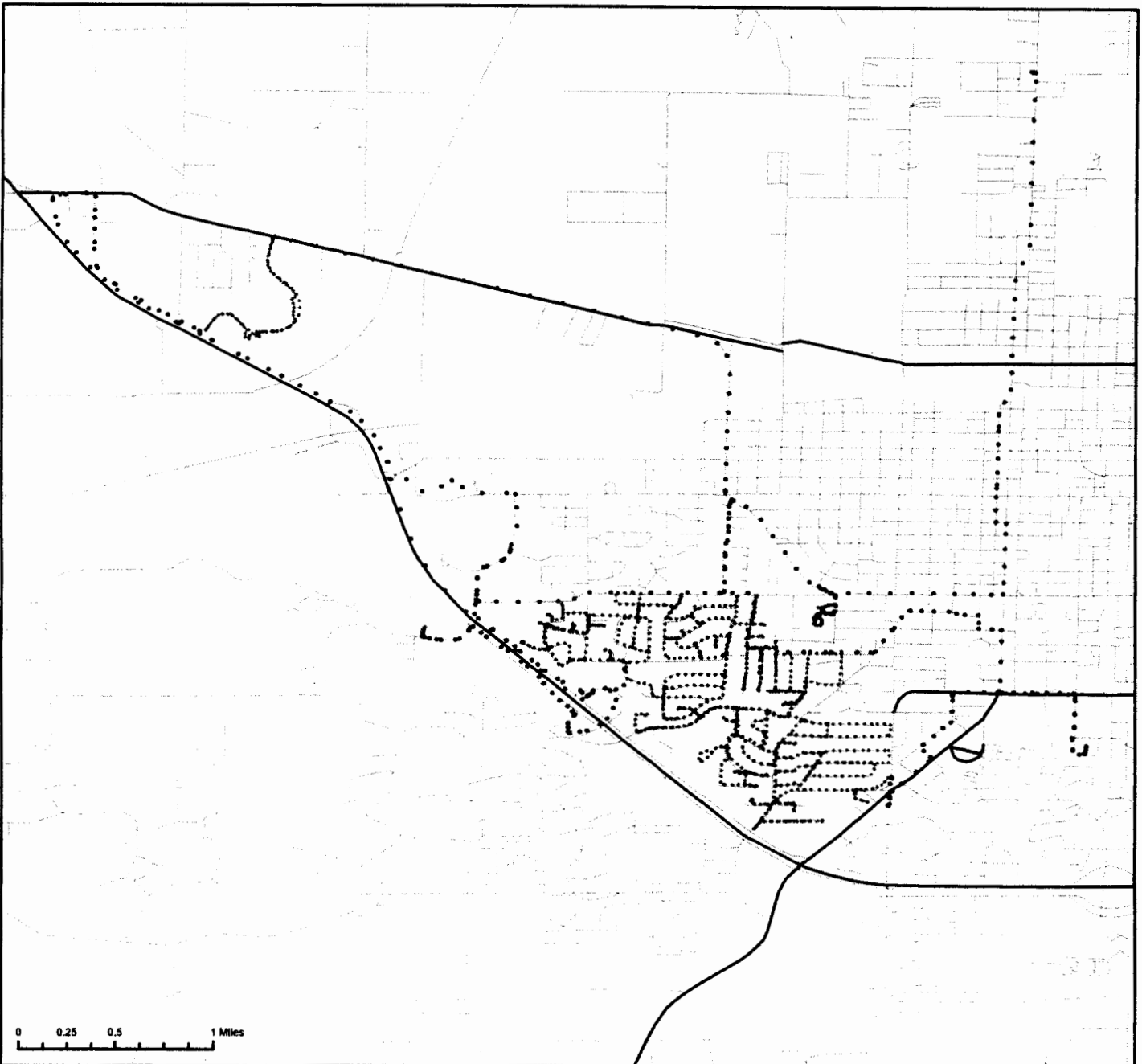
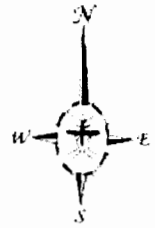
The City of Jonesboro, Arkansas

Ground Adulticide Application Date:
September 21, 2007

Sprayer Status

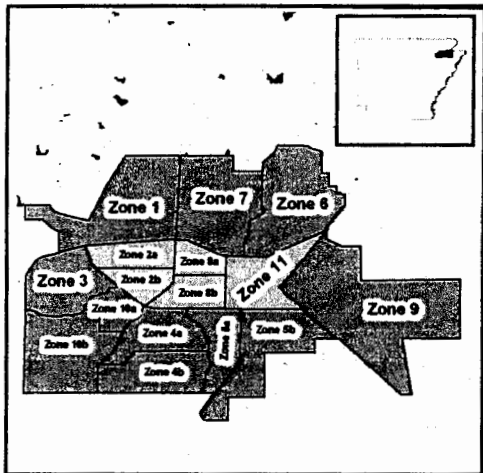
- Spray Off
- Spray On

Chemical: Permanone 30-30
 Quantity Used: 11.6 gal
 Miles Treated: 25.9
 Acres Treated: 940.0



ADAPCO Vector Control Services
 950 N Broadway, Suite B
 Greenville, MS 38701

These map products were developed for use by AVCS for its internal purposes only and were not designed or intended for general use by members of the public. AVCS makes no representation or warranty as to its accuracy, timeliness, or completeness, and in particular, its accuracy in labeling or displaying dimensions, contours, property boundaries, or placement or location of any map features thereon. © 2007 AVCS. All rights reserved.



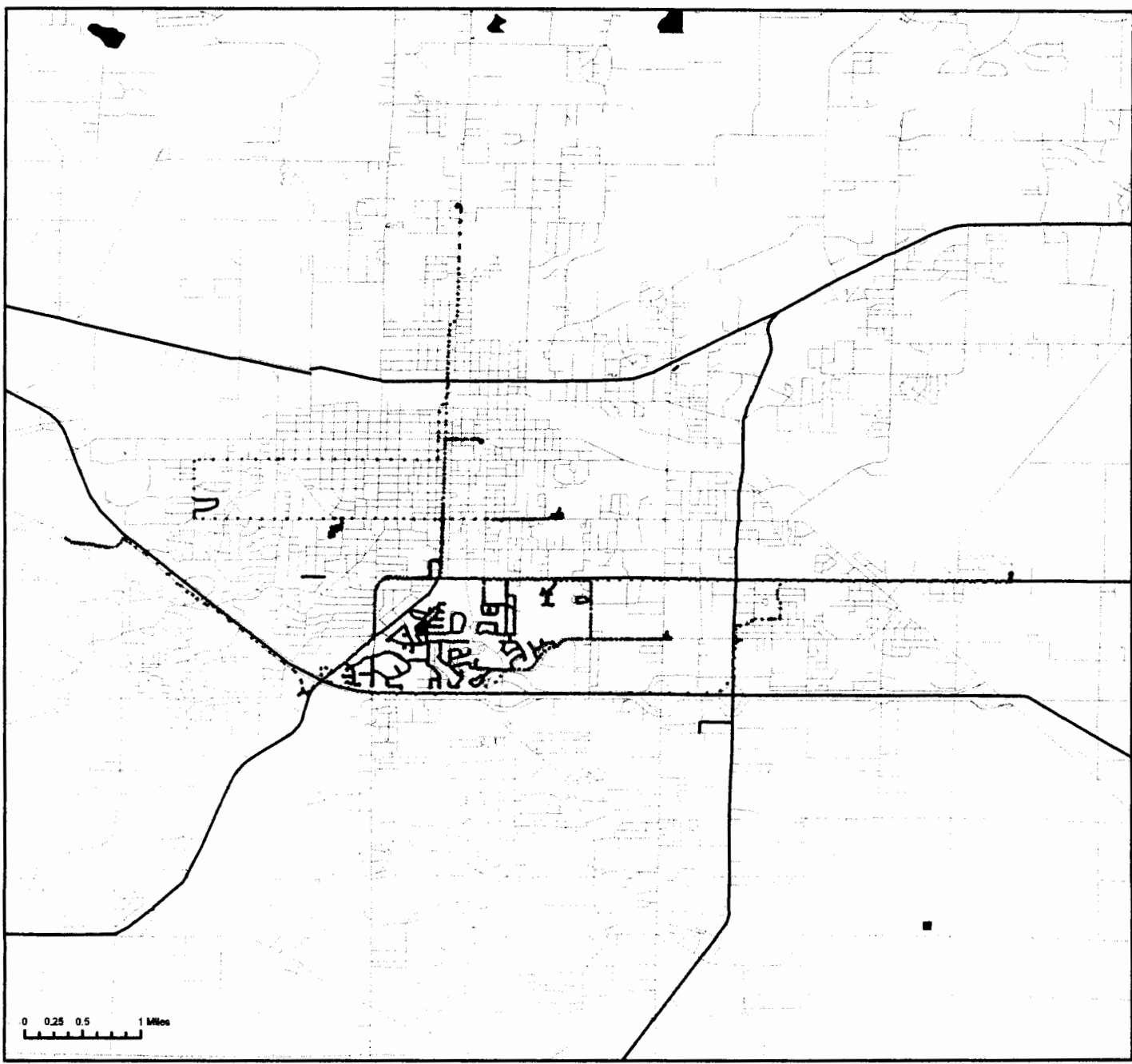
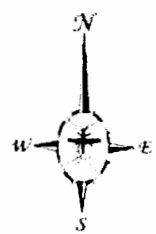
The City of Jonesboro, Arkansas


Ground Adulticide Application Date: September 28, 2007

Sprayer Status

- Spray Off
- Spray On

Chemical: Permanone 30-30
 Quantity Used: 11.2 gal
 Miles Treated: 23.8
 Acres Treated: 863.0





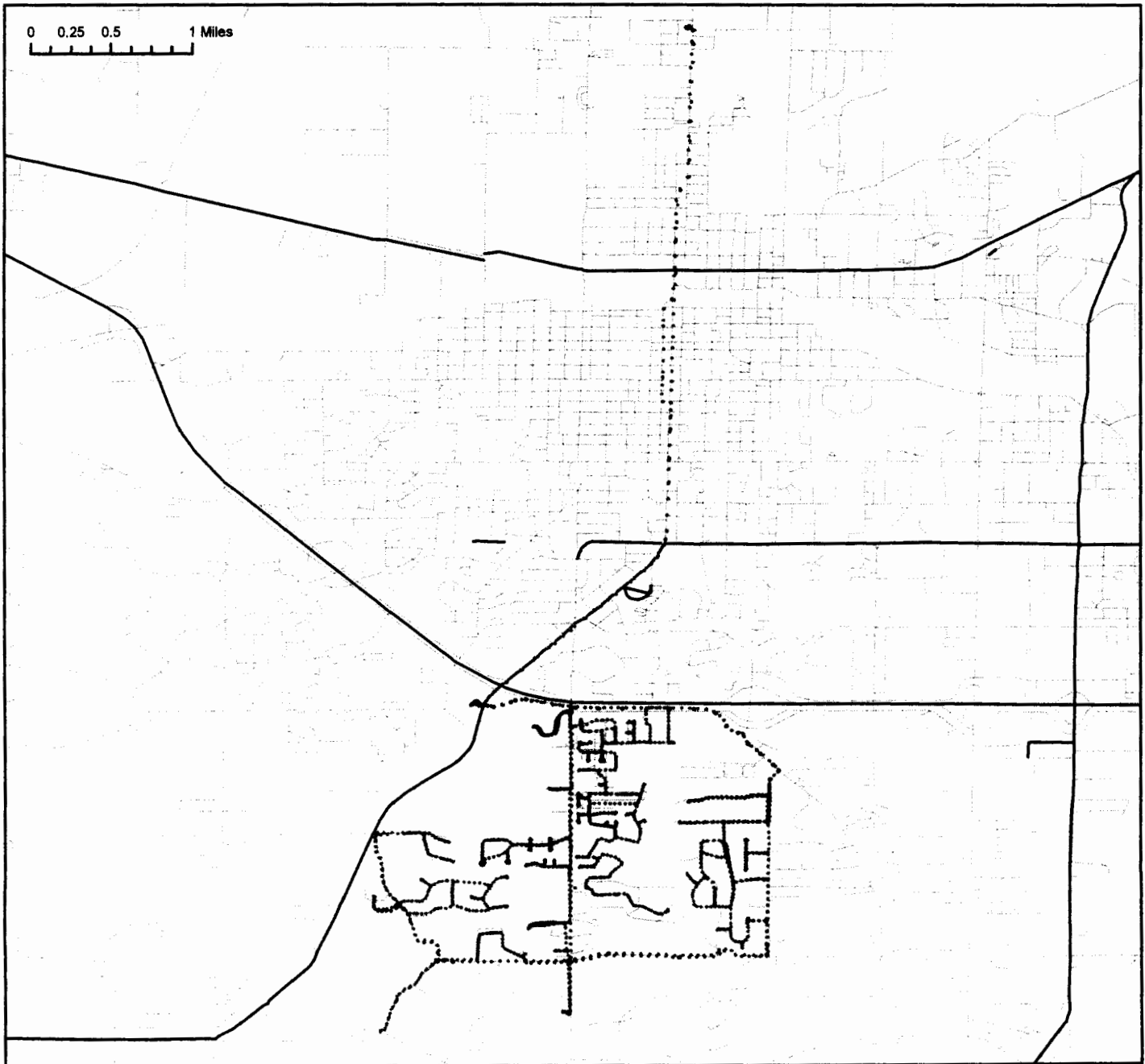

The City of Jonesboro, Arkansas

Ground Adulticide Application Date: October 4, 2007

Sprayer Status

- Spray Off
- Spray On

Chemical: Permanone 30-30
 Quantity Used: 13.9 gal
 Miles Treated: 34.4
 Acres Treated: 1,248.0



ADAPCO Vector Control Services
 950 N Broadway, Suite B
 Greenville, MS 38701

These map products were developed for use by AVCS for its internal purposes only and were not designed or intended for general use by members of the public. AVCS makes no representation or warranty as to its accuracy, timeliness, or completeness, and in particular, its accuracy in labeling or displaying dimensions, contours, property boundaries, or placement or location of any map features thereon. © 2007 AVCS. All rights reserved.

Jonesboro

2007 Year-end Summaries

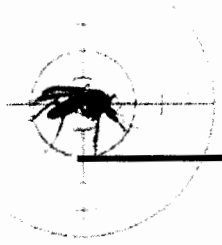
Larviciding – 1 page

Service Requests – 2 pages

Ground Adulthood – 6 pages

Light Trap Collections – 2 pages

Surveillance Graph – 1 page



Ground Larviciding Summary

Start Date: 7/16/2007 **End Date:** 10/15/2007

Jonesboro

Larvicide	Amount Used (Ounces)
Aquabac 400G	876

Summary of Service Requests

Start Date: 7/15/2007 End Date: 10/15/2007

Jonesboro

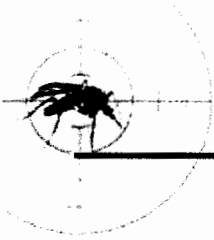


Total Calls	Total Inspected	Disposition Totals	Total Sites with Mosquitoes	Total Amount of Larvicide Applied	Total Amount of Adulticide Applied
16	16	No Action Required: 0 Emptied Containers: 0 Larvicided: 0 Adulticided: 16 Dead Bird Pickups: 0 Needed to Return: 0	Eggs: 0 Larvae: 0 Pupae: 0 Adults: 0	0 oz	208 oz
53	53	No Action Required: 0 Emptied Containers: 0 Larvicided: 0 Adulticided: 53 Dead Bird Pickups: 0 Needed to Return: 0	Eggs: 0 Larvae: 0 Pupae: 0 Adults: 0	0 oz	464 oz
28	28	No Action Required: 0 Emptied Containers: 0 Larvicided: 0 Adulticided: 28 Dead Bird Pickups: 0 Needed to Return: 0	Eggs: 0 Larvae: 0 Pupae: 0 Adults: 0	0 oz	508 oz

ADAPCO Vector Control Services
550 Aero Lane
Sanford, FL 32771
1-800-367-0659

Total Calls	Total Inspected	Disposition Totals	Total Sites with Mosquitoes	Total Amount of Larvicide Applied	Total Amount of Adulticide Applied
26	26	No Action Required: 0	Eggs: 0	0 oz	736 oz
		Emptied Containers: 0	Larvae: 0		
		Larvicided: 0	Pupae: 0		
		Adulticided: 26	Adults: 0		
		Dead Bird Pickups: 0			
		Needed to Return: 0			

ADAPCO Vector Control Services
550 Aero Lane
Sanford, FL 32771
1-800-367-0659



Adulticiding Ground Spraying With Trucks

Start Date: 7/16/2007 **End Date:** 10/15/2007

Jonesboro

Date	Chemical Mix Used (Gallons)
7/20/2007	10
7/20/2007	7
7/20/2007	7
7/20/2007	10
7/21/2007	7
7/21/2007	8
7/21/2007	10
7/23/2007	6
7/23/2007	8
7/23/2007	6
7/24/2007	7
7/24/2007	10
7/25/2007	2
7/25/2007	14
7/26/2007	7
7/26/2007	12
7/26/2007	11
7/26/2007	6
7/26/2007	6
7/26/2007	3
7/26/2007	8
7/26/2007	11
7/26/2007	8
7/26/2007	7
7/26/2007	9

ADAPCO Vector Control Services
550 Aero Lane
Sanford, FL 32771
1-800-367-0659

Date	Chemical Mix Used (Gallons)
7/26/2007	9
7/26/2007	8
7/26/2007	6
7/27/2007	9
7/27/2007	10
7/28/2007	10
7/30/2007	8
7/30/2007	8
7/30/2007	6
7/30/2007	13
7/30/2007	5
7/31/2007	6
7/31/2007	7
7/31/2007	10
7/31/2007	7
7/31/2007	2
8/1/2007	6
8/1/2007	9
8/1/2007	6
8/2/2007	6
8/2/2007	8
8/2/2007	9
8/2/2007	7
8/3/2007	8
8/3/2007	9
8/3/2007	12
8/3/2007	8
8/4/2007	13
8/4/2007	12
8/4/2007	9

ADAPCO Vector Control Services
550 Aero Lane
Sanford, FL 32771
1-800-367-0659

Date	Chemical Mix Used (Gallons)
8/4/2007	12
8/6/2007	8
8/6/2007	9
8/6/2007	9
8/6/2007	9
8/7/2007	1
8/7/2007	9
8/7/2007	11
8/7/2007	10
8/8/2007	10
8/8/2007	11
8/8/2007	7
8/8/2007	7
8/9/2007	14
8/9/2007	15
8/9/2007	13
8/10/2007	12
8/10/2007	10
8/10/2007	11
8/10/2007	12
8/10/2007	11
8/14/2007	8
8/16/2007	15
8/16/2007	10
8/16/2007	13
8/17/2007	9
8/17/2007	14
8/17/2007	12
8/17/2007	11
8/18/2007	9

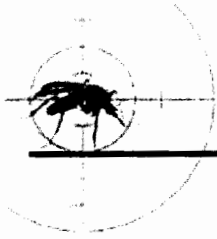
Date	Chemical Mix Used (Gallons)
8/18/2007	12
8/18/2007	9
8/20/2007	8
8/20/2007	9
8/21/2007	9
8/21/2007	15
8/22/2007	9
8/22/2007	9
8/22/2007	11
8/22/2007	10
8/24/2007	10
8/24/2007	14
8/24/2007	9
8/24/2007	10
8/25/2007	7
8/25/2007	7
8/25/2007	11
8/27/2007	8
8/27/2007	10
8/28/2007	11
8/28/2007	7
8/28/2007	11
8/30/2007	6
8/30/2007	8
8/31/2007	12
8/31/2007	10
8/31/2007	6
9/4/2007	8
9/4/2007	8
9/6/2007	5

ADAPCO Vector Control Services
550 Aero Lane
Sanford, FL 32771
1-800-367-0659

Date	Chemical Mix Used (Gallons)
9/7/2007	5
9/7/2007	7
9/8/2007	1
9/13/2007	8
9/13/2007	8
9/14/2007	7
9/14/2007	6
9/17/2007	8
9/17/2007	5
9/18/2007	7
9/19/2007	9
9/19/2007	12
9/19/2007	9
9/19/2007	13
9/20/2007	9
9/20/2007	8
9/20/2007	7
9/20/2007	9
9/21/2007	9
9/21/2007	8
9/21/2007	6
9/22/2007	13
9/22/2007	6
9/24/2007	7
9/24/2007	9
9/27/2007	8
9/27/2007	6
9/28/2007	14
9/28/2007	11
9/28/2007	9

Date	Chemical Mix Used (Gallons)
10/1/2007	7
10/1/2007	10
10/3/2007	12
10/3/2007	12
10/3/2007	9
10/4/2007	10
10/4/2007	11
10/4/2007	12
10/4/2007	8
10/5/2007	7
10/5/2007	10
10/5/2007	7
10/6/2007	8
10/9/2007	6
10/9/2007	9
10/10/2007	8

Total Sprayed: 1427
Total Miles Sprayed: 7404



Light Trap Collections Nightly Trap Averages

Start Date: 7/15/2007 End Date: 10/15/2007

Jonesboro

Trap Date	Average No. Collected	Range	Total Collected
7/19/2007	487.6	112 - 1460	3413
7/23/2007	35.0	19 - 60	245
7/26/2007	27.0	7 - 74	243
8/1/2007	24.1	1 - 64	241
8/6/2007	25.0	0 - 120	325
8/9/2007	38.0	2 - 146	494
8/14/2007	24.0	1 - 67	312
8/20/2007	31.0	2 - 90	403
8/23/2007	18.0	0 - 44	234
8/29/2007	7.0	0 - 14	91
9/5/2007	6.5	0 - 19	78
9/12/2007	4.0	0 - 10	52
9/18/2007	20.0	4 - 65	260
9/26/2007	16.0	2 - 49	208
10/1/2007	13.0	1 - 44	169

ADAPCO Vector Control Services
550 Aero Lane
Sanford, FL 32771
1-800-367-0659

Trap Date	Average No. Collected	Range	Total Collected
10/10/2007	6.0	0 - 12	78


<i>Report Summary:</i>	36.4	0 - 1460	6846
<i>Total Traps Set:</i>	188		

Adult Mosquito Surveillance Summary

(Average for all Traps by Date)



Jonesboro



ADAPCO Vector Control Services
 550 Aero Lane
 Sanford, FL 32771
 1-800-367-0659