

www.vdci.net

2221 N. Church St. Jonesboro, AR 72401
T-870.933.6939 F-870.933.0122

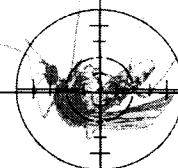
May 2014

City of Jonesboro

for the

Mosquito Surveillance and Control Report

Vector Disease Control, Inc.





City of Jonesboro Activity Report

May 2014


Vector Disease Control, Inc. (VDCI) provides a proven, scientific approach to mosquito control for the city of Jonesboro. VDCI's operations include larval and adult mosquito surveillance followed by the application of larvicides and adulticides. In addition, our office responds to service requests from the public.

Mosquito Surveillance

VDCI has utilized a total of thirteen (13) New Jersey light traps placed in residential and recreational areas throughout Jonesboro during this reporting period. These traps collected an average of 4.8 mosquitoes per trap night (62 total mosquitoes) during this time. There have been a total of 2 mosquito species collected, with *Aedes Vexans* being the most predominant species.

Larval Control Activity

Permanent water, flood water, artificial containers, and drainage system sites are inspected for larval mosquito breeding on a regular basis. In total, 32 site inspections found the presence of mosquito larvae. As a result of these inspections 40.0 ounces of the larvicide Aquabac 200G was applied to these mosquito breeding sites. Additionally, VDCI is continuing to eliminate breeding habitats for artificial container mosquitoes by targeting bird baths, buckets, tires, etc.



ADULT MOSQUITO CONTROL ACTIVITY

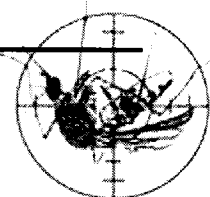
In response to community events and mosquito surveillance data, VDCI applied adulticide (1) truck night for this reporting period. All adulticide ULV applications were made with truck-mounted ULV units equipped with GPS-enabled monitors. During this report period, a total of 31.9 spray miles (1,157.0 acres) was treated with a total of 5.9 gallons of adulticide in residential and recreational areas. In addition to routine truck spraying, VDCI has responded to 7 service request and adulticide all parks and special events during this month.

Summary

During this reporting period, VDCI has continued to provide exceptional control of larval and adult mosquito populations. VDCI will remain diligent in our surveillance and control activities to prevent a significant increase in the mosquito population. Based on recent weather conditions VDCI expects the trend of routine adulticiding and larviciding to continue. However, if VDCI detects a significant rise in the mosquito population we will increase larval and adult control. As always, VDCI welcomes residents with any mosquito-related questions or concerns to contact VDCI's Jonesboro office directly at 870.933.6939.

Adult Mosquito Surveillance Report

Start Date: 5/1/2014
End Date: 5/31/2014



Jonesboro

| Trap Location | Date Trap Set | Trap Type | Mosquito Species | No. Collected |
|------------------------------|---------------|---------------|-----------------------------|---------------|
| Treatment Area 1 Collections | | | | |
| Shady | 5/28/2014 | NJ Light Trap | <i>Aedes vexans</i> | 11 |
| | | | <i>Psorophora columbica</i> | 1 |
| Trap Total | | | | 12 (Avg. 12) |
| Sugar Ridge | 5/28/2014 | NJ Light Trap | <i>Aedes vexans</i> | 6 |
| Trap Total | | | | 6 (Avg. 6) |
| Treatment Area 2 Collections | | | | |
| Strawfloor | 5/28/2014 | NJ Light Trap | No Mosquitoes | 0 |
| Trap Total | | | | 0 (Avg. 0) |
| Treatment Area 3 Collections | | | | |
| Ridge Pointe | 5/28/2014 | NJ Light Trap | <i>Aedes vexans</i> | 20 |
| Trap Total | | | | 20 (Avg. 20) |
| Treatment Area 4 Collections | | | | |
| Part Ridge | 5/28/2014 | NJ Light Trap | Wei | 0 |
| Trap Total | | | | 0 (Avg. 0) |
| Treatment Area 5 Collections | | | | |
| Derby Dr. | 5/28/2014 | NJ Light Trap | <i>Aedes vexans</i> | 3 |
| Trap Total | | | | 3 (Avg. 3) |
| Frog Pond | 5/28/2014 | NJ Light Trap | <i>Aedes vexans</i> | 6 |
| Trap Total | | | | 6 (Avg. 6) |
| Treatment Area 6 Collections | | | | |
| Oakhill | 5/28/2014 | NJ Light Trap | <i>Aedes vexans</i> | 3 |
| Trap Total | | | | 3 (Avg. 3) |
| Pleasant View | 5/28/2014 | NJ Light Trap | <i>Aedes vexans</i> | 2 |
| Trap Total | | | | 2 (Avg. 2) |

Trap Location Date Trap Set Trap Type Mosquito Species No. Collected

Treatment Area 8 Collections

Briarcrest 5/28/2014 NJ Light Trap *Aedes vexans* 1

Trap Total (Avg. 1) 1

Mathew 5/28/2014 NJ Light Trap No Mosquitoes 0

Trap Total (Avg. 0) 0

Treatment Area 9 Collections

Cottage Home Rd. 5/28/2014 NJ Light Trap *Aedes vexans* 9

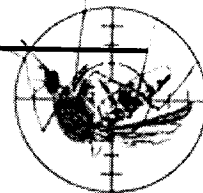
Trap Total (Avg. 9) 9

Treatment Area 10 Collections

Quail Ridge 5/28/2014 NJ Light Trap *Wei* 0

Trap Total (Avg. 0) 0

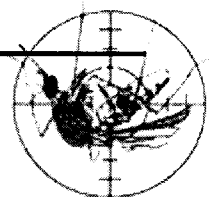
Overall Trap Total 62
Overall Trap Average 4.8



Service Request Larvicide Applications
 Start Date: 5/1/2014 End Date: 5/31/2014

| Date | Location | Habitat | Larvicide | Amount Applied (ounces) | Area Treated (sq ft) | #Error |
|------|----------|---------|-----------|-------------------------|----------------------|--------|
|------|----------|---------|-----------|-------------------------|----------------------|--------|

| | | | | | | |
|-------------------------------------|--|--|--|------|-----|-----------|
| Total Applied: | | | | 0.00 | 0.0 | 0.0 acres |
| #Error | | | | 0.00 | 0.0 | 0.0 acres |
| Overall Total Ounces Applied | | | | 0.00 | 0.0 | 0.0 acres |



Larval Surveillance Data

Start Date: 5/1/2014 End Date: 5/31/2014

Jonesboro

| Date | Location | Habitat | No. Dipped | Larvicided | Mosquito Species | No. ID'd |
|------|----------|---------|------------|------------|------------------|----------|
|------|----------|---------|------------|------------|------------------|----------|

| | | | | | | |
|------------------------------------|--------------------|-------|---|----|--|--|
| 5/23/2014 | 1207 Burke Ave. | Ditch | 0 | No | | |
| | 1481 Oakhurst | Ditch | 0 | No | | |
| | 1500 Collage | Ditch | 0 | No | | |
| | 1509 Frierson | Ditch | 0 | No | | |
| | 1701 Dupwe | Ditch | 0 | No | | |
| | 1816 Broadmoore | Ditch | 0 | No | | |
| | 2500 Alexander Dr. | Ditch | 0 | No | | |
| | Cotton Belt | Ditch | 0 | No | | |
| | Dupwe | Ditch | 0 | No | | |
| Total Sites Inspected in Zone 2: 9 | | | | | | |

| | | | | | | |
|------------------------------------|--------------------|-------|---|----|--|--|
| 5/20/2014 | 1704 Aggie | Ditch | 0 | No | | |
| | 1908 Greensboro | Ditch | 0 | No | | |
| | 910 Davis | Ditch | 0 | No | | |
| | Old Greensboro Rd. | Ditch | 0 | No | | |
| Total Sites Inspected in Zone 6: 4 | | | | | | |

| | | | | | | |
|-----------|---------------------|-------|---|----|--|--|
| 5/20/2014 | 1200 Daybreak | Ditch | 0 | No | | |
| | 1604 Angela Lee | Ditch | 0 | No | | |
| | 1609 Magnolia | Ditch | 0 | No | | |
| | 2107 Mitzi | Ditch | 0 | No | | |
| | 215 Pecn | Ditch | 0 | No | | |
| | 303 Daybreak | Ditch | 0 | No | | |
| | 500 Culberhouse Rd. | Ditch | 0 | No | | |

| No. ID'd | Mosquito Species | Larvicided | No. Dipped | Habitat | Location | Date |
|----------|------------------|------------|------------|---------|-------------|-----------|
| | | No | 0 | Ditch | 808 Patrick | 5/20/2014 |

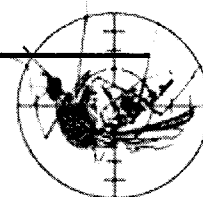
Total Sites Inspected in Zone 7: 8

| Treatment Area 8 Sites Inspected | | | | | | |
|----------------------------------|--|-----|------|-------|------------------------|-----------|
| | | No | 0 | Ditch | 1530 Browns Access Rd. | 5/22/2014 |
| | | No | 0 | Ditch | 2000 Arrowhead | |
| | | No | 0 | Ditch | 2203 Spense St. | |
| | | No | 0 | Ditch | 309 Stroud St. | |
| | | Yes | 1-10 | Ditch | 713 Arrowhead | |
| | | No | 1-10 | Ditch | 713 Arrowhead St. | |

Total Sites Inspected in Zone 8: 7

| Treatment Area 11 Sites Inspected | | | | | | |
|-----------------------------------|--|-----|---|-------|---------------------|-----------|
| | | No | 0 | Ditch | 1805 Henry | 5/22/2014 |
| | | No | 0 | Ditch | 2214 Parkside St. | |
| | | Yes | 3 | Ditch | 2400 Middlefield | |
| | | No | 0 | Ditch | 3101 Dayton St. | |
| | | No | 0 | Ditch | 322 Dayton St. | |
| | | No | 0 | Ditch | Clark/ Thorne/ Race | |

Total Sites Inspected in Zone 11: 6



Larvicide Applications

Start Date: 5/1/2014 End Date: 5/31/2014

Jonesboro

| Date | Location | Habitat | No. of Larvae | Larvicide | Amount Applied (oz.) | Area Treated (sq ft) |
|------|----------|---------|---------------|-----------|----------------------|----------------------|
|------|----------|---------|---------------|-----------|----------------------|----------------------|

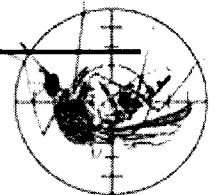
Treatment Area 8 Applications

| | | | | | | |
|-----------|---------------|-------|------|------------------------|---|-----------|
| 5/22/2014 | 713 Arrowhead | Ditch | 1-10 | Aquabac 200G (62637-3) | 16.0 | 4,356.0 |
| | | | | | Total Ounces Applied: | 16.0 |
| | | | | | | 4,356.0 |
| | | | | | | 0.1 acres |
| | | | | | Total Larvicide Applied in Zone 8: | 16.0 |
| | | | | | | 4,356.0 |
| | | | | | | 0.1 acres |

Treatment Area 11 Applications

| | | | | | | |
|-----------|------------------|-------|---|------------------------|--|-----------|
| 5/22/2014 | 2400 Middlefield | Ditch | 3 | Aquabac 200G (62637-3) | 24.0 | 6,534.0 |
| | | | | | Total Ounces Applied: | 24.0 |
| | | | | | | 6,534.0 |
| | | | | | | 0.2 acres |
| | | | | | Total Larvicide Applied in Zone 11: | 24.0 |
| | | | | | | 6,534.0 |
| | | | | | | 0.2 acres |


| | | | | | | |
|--|--|--|--|--|-------------------------------------|-----------|
| | | | | | Overall Total Ounces Applied | 40.0 |
| | | | | | | 10,890.0 |
| | | | | | | 0.3 acres |



Service Request Adulticide Applications
 Start Date: 5/1/2014 End Date: 5/31/2014

Jonesboro

| Date | Location | Chemical | Mix Ratio | Amount Applied | Area Treated |
|--------------------------------------|----------------------|------------------------------|-----------|----------------|--------------|
| Treatment Area 0 Applications | | | | | |
| 5/21/2014 | | | | 0.0 | 0.00 acres |
| Treatment Area 1 Applications | | | | | |
| 5/30/2014 | 1608 Loberg Lane | Permanone 10EC (432-1132) | 1:2 | 128.0 | 0.75 acres |
| Treatment Area 2 Applications | | | | | |
| 5/23/2014 | 2500 Tumbleweed | Perm-X UL 30-30 (655-811) | 1:10 | 75.0 | 1.00 acres |
| 5/23/2014 | 2302 Lacoste | Perm-X UL 30-30 (655-811) | 1:10 | 50.0 | 1.00 acres |
| Treatment Area 3 Applications | | | | | |
| Total Permanone 10EC Applied: | | | | 128.0 | 0.75 acres |
| | | | | (1.0 gals) | |
| Treatment Area 4 Applications | | | | | |
| 5/8/2014 | 1301 Branchwood Lane | Permanone 10EC (432-1132) | 1:2 | 54.0 | 0.50 acres |
| Treatment Area 5 Applications | | | | | |
| 5/28/2014 | 4800 East Johnson | | | 0.0 | 0.00 acres |
| 5/28/2014 | 4800 East Johnson | | | 0.0 | 0.00 acres |
| Treatment Area 6 Applications | | | | | |
| Total Applied: | | | | 0.0 | 0.00 acres |
| | | | | (0.0 gals) | |
| Treatment Area 8 Applications | | | | | |
| 5/28/2014 | 3000 E. Highland | | | 0.0 | 0.00 acres |
| Total Applied: | | | | 0.0 | 0.00 acres |
| | | | | (0.0 gals) | |



Ground Adulticide Applications

Start Date: 5/1/2014 End Date: 5/31/2014

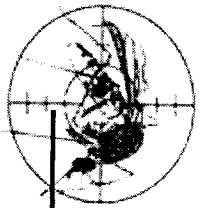
Jonesboro

Permethrin Area Applications

| Month | Date | Municipality | Chemical | Mix Ratio | Trip Miles | Spray Miles | Spray Acres | Gallons Sprayed |
|---------------------------------------|-----------|--------------|------------------------------|-----------|------------|-------------|-------------|-----------------|
| May 2014 | 5/24/2014 | | Perm-X UL 30-30 (655-811) | 1:10 | 67.0 | 31.9 | 1157.0 | 5.9 |
| <i>Total Perm-X UL 30-30 Applied:</i> | | | | | | | | 5.9 |
| <i>Zone 1 Totals:</i> | | | | 67.0 | 31.9 | 1,157.0 | 5.9 | |
| <i>Grand Totals:</i> | | | | 67.0 | 31.9 | 1,157.0 | 5.9 | |

Vector Disease Control International

2221 N. Church Street
Jonesboro, AR 72402
800-413-4445



Summary of Service Requests

Start Date: 5/1/2014 End Date: 5/31/2014

Jonesboro

| Month | Municipality | Treatment Area | Total Calls | Total Inspected | Disposition Totals | Total Sites with Mosquitoes | Total Amount of Larvicide Applied | Total Amount of Adulticide Applied |
|----------|--------------|----------------|-------------|-----------------|---|---|-----------------------------------|------------------------------------|
| May 2014 | | 0 | 1 | 0 | No Action Required: 0 Emptied Containers: 0 Biological Control: 0 Larvicided: 0 Adulticided: 0 Needed to Return: 0 | Eggs: 0 Larvae: 0 Pupae: 0 Adults: 0 | 0.00 oz | 0.0 oz |
| May 2014 | | 2 | 1 | 1 | No Action Required: 0 Emptied Containers: 0 Biological Control: 0 Larvicided: 0 Adulticided: 1 Needed to Return: 0 | Eggs: 0 Larvae: 0 Pupae: 0 Adults: 0 | 0.00 oz | 128.0 oz |
| May 2014 | | 3 | 2 | 2 | No Action Required: 0 Emptied Containers: 0 Biological Control: 0 Larvicided: 0 Adulticided: 0 Needed to Return: 0 | Eggs: 0 Larvae: 0 Pupae: 0 Adults: 0 | 0.00 oz | 125.0 oz |


Vector Disease Control International

2221 N. Church Street
Jonesboro, AR 72402
800-413-4445

| Month | Municipality | Treatment Area | Total Calls | Total Inspected | Disposition Totals | Total Sites with Mosquitoes | Total Amount of Larvicide Applied | Total Amount of Adulticide Applied | | | | |
|-------------------|--------------|----------------|-------------|-----------------|---------------------|-----------------------------|-----------------------------------|------------------------------------|---------|--|-----------|----------|
| May 2014 | | 4 | 1 | 1 | No Action Required: | 0 | Eggs: 0 | 0.00 oz | 54.0 oz | | | |
| | | | | | Emptied Containers: | 0 | Larvae: 0 | | | | | |
| | | | | | Biological Control: | 0 | Pupae: 0 | | | | | |
| | | | | | Larvicided: | 0 | Adults: 0 | | | | | |
| | | | | | Adulticided: | 1 | | | | | | |
| | | | | | Needed to Return: | 0 | | | | | | |
| | | | | | No Action Required: | 0 | Eggs: 0 | 320.00 oz | 0.0 oz | | | |
| | | | | | Emptied Containers: | 0 | Larvae: 0 | | | | | |
| | | | | | Biological Control: | 0 | Pupae: 0 | | | | | |
| | | | | | Larvicided: | 2 | Adults: 0 | | | | | |
| Adulticided: | 0 | | | | | | | | | | | |
| Needed to Return: | 0 | | | | | | | | | | | |
| May 2014 | | 8 | 2 | 2 | No Action Required: | 0 | Eggs: 0 | 80.00 oz | 64.0 oz | | | |
| | | | | | Emptied Containers: | 0 | Larvae: 0 | | | | | |
| | | | | | Biological Control: | 0 | Pupae: 0 | | | | | |
| | | | | | Larvicided: | 1 | Adults: 0 | | | | | |
| | | | | | Adulticided: | 1 | | | | | | |
| | | | | | Needed to Return: | 0 | | | | | | |
| | | | | | Overall Totals: | 9 | 8 | | | | 400.00 oz | 371.0 oz |
| | | | | | NA: | 0 | LV: | 3 | | | | |
| | | | | | EC: | 0 | AT: | 3 | | | | |
| | | | | | BC: | 0 | NR: | 0 | | | | |

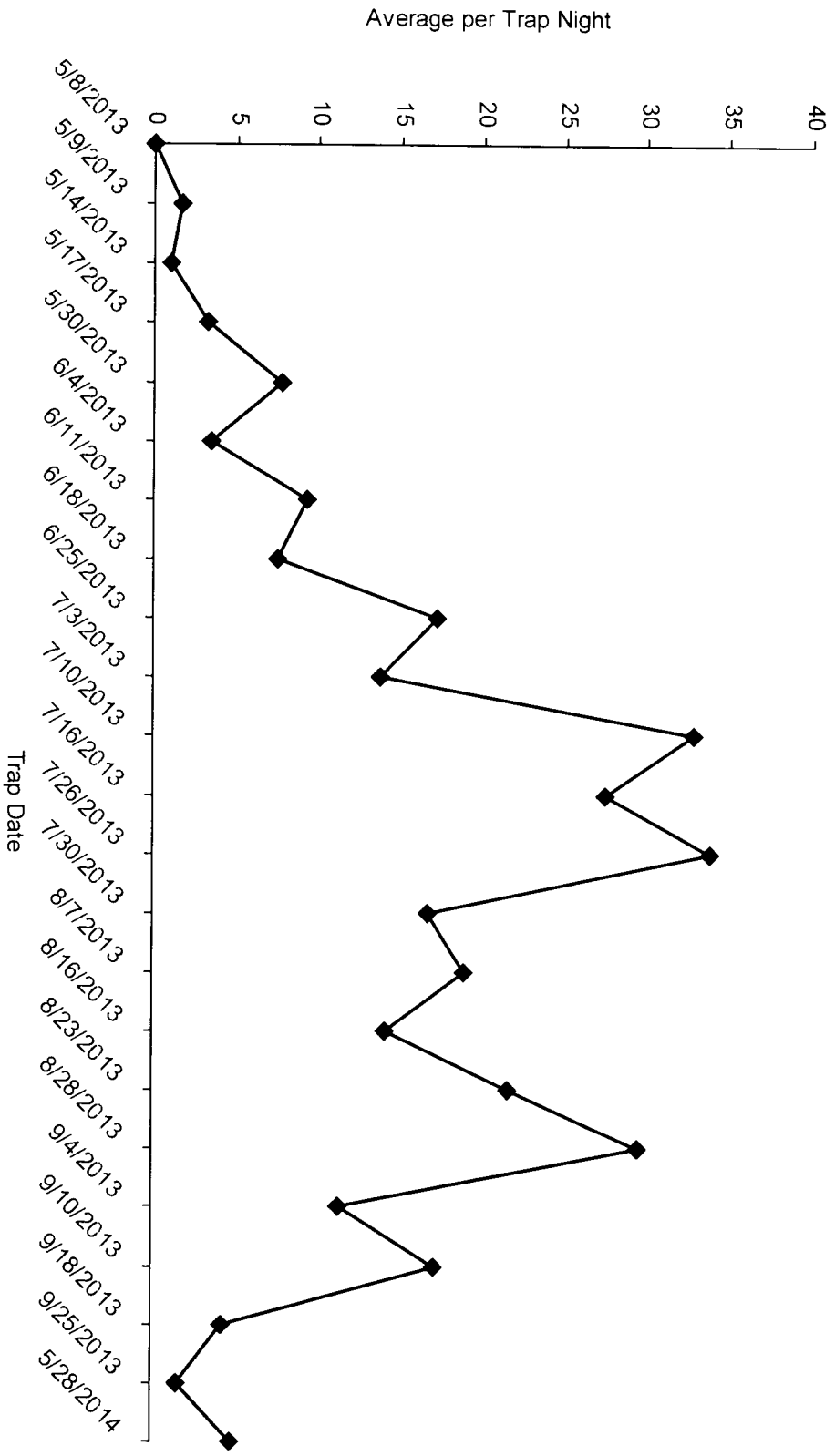
Vector Disease Control International

2221 N. Church Street
Jonesboro, AR 72402
800-413-4445



Adult Mosquito Surveillance Summary

Jonesboro



| Date | Location | Chemical | Mix Ratio | Amount Applied | Area Treated |
|-----------|-----------------------|------------------------------|-----------|--------------------------------------|-------------------|
| 5/30/2014 | 1805 Woods Point Cove | Permanone 10EC (432-1132) | 1:2 | 64.0 | 0.50 acres |
| | | | | <i>Total Permanone 10EC Applied:</i> | <i>(0.5 gals)</i> |
| | | | | <i>371.0</i> | <i>3.75 acres</i> |
| | | | | <i>Grand Totals</i> | <i>(2.9 gals)</i> |