



Vector Disease Control, Inc.

Mosquito Surveillance and Control Report

for the

City of Jonesboro

August 2020

2221 N. Church St. Jonesboro, AR 72401

T-855.933.6939 F- 870.933.0122

www.vdci.net





City of Jonesboro Activity Report

August 2020

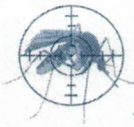
Vector Disease Control, Inc. (VDCI) provides a proven, scientific approach to mosquito control for the City of Jonesboro. VDCI's operations include larval and adult mosquito surveillance followed by the application of larvicides and adulticides. In addition, our office responds to 44 service requests from the public.

Mosquito Surveillance

VDCI has utilized a total of **(13)** New Jersey light traps placed in residential and recreational areas throughout Jonesboro. These traps collected an average of **70.38** mosquito per trap night (4434 total mosquitoes) during this time. There have been a total of **1** mosquito species collected, with *Aedes Vexans* being the most predominant species.

Larval Control Activity

Permanent water, flood water, artificial containers, and drainage system sites are inspected for larval mosquito breeding on a regular basis. In total, **22** sites inspected with 4 sites having mosquito larvae present. As a result of these inspections, 57.5 ounces of granular BTI (Aquabac 200g) was applied to these mosquito breeding sites. Additionally, VDCI is continuing to eliminate breeding habitat for artificial container mosquitoes by targeting bird baths, buckets, tires etc.



Adult Mosquito Control Activity

In response to community events and mosquito surveillance data, VDCI applied the adulticide on **50** truck routes for this reporting period. All adulticide ULV applications were made with truck-mounted ULV units equipped with GPS-enabled monitors. During this report period, a total of **2229.4** spray miles (**78,254.6 acres**) were treated with a total of **685.5** gallons of adulticide in residential and recreational areas. In addition to routine truck spraying, VDCI has responded to **36** service request and adulticided all parks, and any special events during the month.

Summary

Throughout this reporting period, VDCI has continued to provide exceptional control of larval and adult mosquito populations. VDCI will remain diligent in our surveillance and control activities to prevent a significant increase in the mosquito population. If VDCI detects a significant rise in the mosquito population we will increase larval and adult control. As always, VDCI welcomes residents with any mosquito-related questions or concerns to contact VDCI's Jonesboro office directly at 855.933.6939.



Ground Adulticide Applications

Start Date: 08/01/2020 End Date: 08/31/2020

Jonesboro

Month	Date	Municipality	Chemical	Mix Ratio	Trip Miles	Spray Miles	Spray Acres	Gallons Sprayed	
Jonesboro Zone 01 Applications									
August 2020	08/06/2020	Jonesboro	Perm-X UL 30-30 (89459-44)	1:3	43.3	36.8	1,339.1	12.5	
	08/06/2020	Jonesboro	Perm-X UL 30-30 (89459-44)	1:3	56.0	40.0	1,426.8	8.0	
	08/12/2020	Jonesboro	Perm-X UL 30-30 (89459-44)	1:3	67.0	61.0	1,626.7	9.0	
	08/17/2020	Jonesboro	Perm-X UL 30-30 (89459-44)	1:3	50.7	50.1	1,821.6	14.0	
	08/25/2020	Jonesboro	Perm-X UL 30-30 (89459-44)	1:3	53.0	38.0	1,293.8	7.9	
					Total Perm-X UL 30-30 Applied:		51.4		
					Jonesboro Zone 01 Totals:		270.0	225.9	7,508.1

Jonesboro Zone 02A Applications

August 2020	08/04/2020	Jonesboro	Perm-X UL 30-30 (89459-44)	1:3	47.8	46.8	1,703.1	13.3
-------------	------------	-----------	-------------------------------	-----	------	------	---------	------

Vector Disease Control International
2221 N Church St
Jonesboro, AR 72401

Month	Date	Municipality	Chemical	Mix Ratio	Trip Miles	Spray Miles	Spray Acres	Gallons Sprayed
	08/05/2020	Jonesboro	Perm-X UL 30-30 (89459-44)	1:3	70.6	55.3	2,010.0	15.5
	08/12/2020	Jonesboro	Perm-X UL 30-30 (89459-44)	1:3	67.2	53.8	1,956.5	15.0
	08/21/2020	Jonesboro	Perm-X UL 30-30 (89459-44)	1:3	53.6	53.2	1,932.5	15.1
					<i>Total Perm-X UL 30-30 Applied: 58.9</i>			
					<i>Jonesboro Zone 02A Totals: 239.1 209.1 7,602.1 58.9</i>			

Jonesboro Zone 02B Applications

August 2020	08/18/2020	Jonesboro	Perm-X UL 30-30 (89459-44)	1:3	49.4	49.2	1,787.8	13.7
					<i>Total Perm-X UL 30-30 Applied: 13.7</i>			
					<i>Jonesboro Zone 02B Totals: 49.4 49.2 1,787.8 13.7</i>			

Jonesboro Zone 03 Applications

August 2020	08/24/2020	Jonesboro	Perm-X UL 30-30 (89459-44)	1:3	52.5	51.9	1,885.3	14.5
					<i>Total Perm-X UL 30-30 Applied: 14.5</i>			
					<i>Jonesboro Zone 03 Totals: 52.5 51.9 1,885.3 14.5</i>			

Jonesboro Zone 04A Applications

Month	Date	Municipality	Chemical	Mix Ratio	Trip Miles	Spray Miles	Spray Acres	Gallons Sprayed
August 2020	08/04/2020	Jonesboro	Perm-X UL 30-30 (89459-44)	1:3	70.6	55.3	2,010.0	15.5
	08/12/2020	Jonesboro	Perm-X UL 30-30 (89459-44)	1:3	55.9	55.7	2,023.4	16.0
	08/13/2020	Jonesboro	Perm-X UL 30-30 (89459-44)	1:3	53.5	40.8	1,482.4	21.2
	08/19/2020	Jonesboro	Perm-X UL 30-30 (89459-44)	1:3	47.4	47.0	1,708.6	13.6
	08/24/2020	Jonesboro	Perm-X UL 30-30 (89459-44)	1:3	55.5	43.6	1,586.0	16.7
	08/25/2020	Jonesboro	Perm-X UL 30-30 (89459-44)	1:3	64.8	50.0	1,707.5	13.1
					Total Perm-X UL 30-30 Applied: 96.2			
					Jonesboro Zone 04A Totals: 347.5 292.3 10,517.9 96.2			

Jonesboro Zone 04B Applications

August 2020	08/18/2020	Jonesboro	Perm-X UL 30-30 (89459-44)	1:3	60.5	44.1	1,604.2	12.6
					Total Perm-X UL 30-30 Applied: 12.6			
					Jonesboro Zone 04B Totals: 60.5 44.1 1,604.2 12.6			

Jonesboro Zone 05A Applications

Month	Date	Municipality	Chemical	Mix Ratio	Trip Miles	Spray Miles	Spray Acres	Gallons Sprayed
August 2020	08/04/2020	Jonesboro	Perm-X UL 30-30 (89459-44)	1:3	46.0	36.0	1,126.8	7.7
	08/10/2020	Jonesboro	Perm-X UL 30-30 (89459-44)	1:3	37.0	36.6	1,330.8	11.4
	08/13/2020	Jonesboro	Perm-X UL 30-30 (89459-44)	1:3	41.7	39.9	1,450.8	32.8
	08/18/2020	Jonesboro	Perm-X UL 30-30 (89459-44)	1:3	40.7	40.6	1,474.4	19.0
					Total Perm-X UL 30-30 Applied: 71.0			
					Jonesboro Zone 05A Totals: 165.3 153.1 5,382.7 71.0			

Jonesboro Zone 05B Applications

August 2020	08/06/2020	Jonesboro	Perm-X UL 30-30 (89459-44)	1:3	36.9	36.3	1,319.1	10.8
					Total Perm-X UL 30-30 Applied: 10.8			
					Jonesboro Zone 05B Totals: 36.9 36.3 1,319.1 10.8			

Jonesboro Zone 06 Applications

August 2020	08/05/2020	Jonesboro	Perm-X UL 30-30 (89459-44)	1:3	60.1	41.0	1,490.4	11.4
	08/05/2020	Jonesboro	Perm-X UL 30-30 (89459-44)	1:3	76.4	75.6	2,747.4	21.4

Month	Date	Municipality	Chemical	Mix Ratio	Trip Miles	Spray Miles	Spray Acres	Gallons Sprayed
	08/06/2020	Jonesboro	Perm-X UL 30-30 (89459-44)	1:3	39.0	39.0	810.6	5.4
	08/17/2020	Jonesboro	Perm-X UL 30-30 (89459-44)	1:3	53.8	38.2	1,388.2	15.2
	08/20/2020	Jonesboro	Perm-X UL 30-30 (89459-44)	1:3	55.9	55.4	2,013.6	15.5
					Total Perm-X UL 30-30 Applied: 68.8			
					Jonesboro Zone 06 Totals: 285.1 249.1 8,450.2 68.8			

Jonesboro Zone 07 Applications

August 2020	08/02/2020	Jonesboro	Perm-X UL 30-30 (89459-44)	1:3	48.0	30.0	1,243.0	8.8
	08/05/2020	Jonesboro	Perm-X UL 30-30 (89459-44)	1:3	36.9	36.3	1,319.1	10.8
	08/25/2020	Jonesboro	Perm-X UL 30-30 (89459-44)	1:3	42.1	41.4	1,506.4	15.1
	08/25/2020	Jonesboro	Perm-X UL 30-30 (89459-44)	1:3	47.2	46.9	1,705.3	13.4
					Total Perm-X UL 30-30 Applied: 48.1			
					Jonesboro Zone 07 Totals: 174.1 154.6 5,773.8 48.1			

Jonesboro Zone 08A Applications

Month	Date	Municipality	Chemical	Mix Ratio	Trip Miles	Spray Miles	Spray Acres	Gallons Sprayed
August 2020	08/08/2020	Jonesboro	Perm-X UL 30-30 (89459-44)	1:3	60.0	50.0	1,004.0	7.0
	08/13/2020	Jonesboro	Perm-X UL 30-30 (89459-44)	1:3	45.2	44.7	1,624.9	13.0
	08/19/2020	Jonesboro	Perm-X UL 30-30 (89459-44)	1:3	55.0	45.0	1,636.2	10.0
					Total Perm-X UL 30-30 Applied: 30.0			
					Jonesboro Zone 08A Totals: 160.2 139.7 4,265.1 30.0			

Jonesboro Zone 08B Applications

August 2020	08/03/2020	Jonesboro	Perm-X UL 30-30 (89459-44)	1:3	34.4	33.8	1,229.3	10.3
	08/14/2020	Jonesboro	Perm-X UL 30-30 (89459-44)	1:3	44.0	43.4	1,576.9	12.9
	08/20/2020	Jonesboro	Perm-X UL 30-30 (89459-44)	1:3	55.8	42.3	1,538.8	18.6
					Total Perm-X UL 30-30 Applied: 41.7			
					Jonesboro Zone 08B Totals: 134.1 119.5 4,345.0 41.7			

Jonesboro Zone 09 Applications

August 2020	08/03/2020	Jonesboro	Perm-X UL 30-30 (89459-44)	1:3	75.8	47.6	1,729.7	13.3
-------------	------------	-----------	-------------------------------	-----	------	------	---------	------

Month	Date	Municipality	Chemical	Mix Ratio	Trip Miles	Spray Miles	Spray Acres	Gallons Sprayed
	08/26/2020	Jonesboro	Perm-X UL 30-30 (89459-44)	1:3	51.8	37.1	1,347.9	10.4

Total Perm-X UL 30-30 Applied: 23.7

Jonesboro Zone 09 Totals: 127.6 84.6 3,077.5 23.7

Jonesboro Zone 10A Applications

August 2020	08/08/2020	Jonesboro	Perm-X UL 30-30 (89459-44)	1:3	58.0	42.0	989.0	7.1
	08/12/2020	Jonesboro	Perm-X UL 30-30 (89459-44)	1:3	43.7	36.6	1,330.4	27.0
	08/20/2020	Jonesboro	Perm-X UL 30-30 (89459-44)	1:3	40.0	31.0	1,127.2	6.0
	08/21/2020	Jonesboro	Perm-X UL 30-30 (89459-44)	1:3	52.0	51.4	1,868.5	19.6
	08/26/2020	Jonesboro	Perm-X UL 30-30 (89459-44)	1:3	37.0	36.7	1,333.7	10.3

Total Perm-X UL 30-30 Applied: 70.0

Jonesboro Zone 10A Totals: 230.7 197.7 6,648.8 70.0

Jonesboro Zone 10B Applications

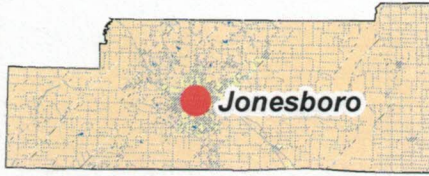
August 2020	08/07/2020	Jonesboro	Perm-X UL 30-30 (89459-44)	1:3	45.1	44.5	1,616.6	12.4
-------------	------------	-----------	-------------------------------	-----	------	------	---------	------

Month	Date	Municipality	Chemical	Mix Ratio	Trip Miles	Spray Miles	Spray Acres	Gallons Sprayed
	08/21/2020	Jonesboro	Perm-X UL 30-30 (89459-44)	1:3	58.6	46.5	1,690.0	22.8
	08/31/2020	Jonesboro	Perm-X UL 30-30 (89459-44)	1:3	49.9	49.5	1,799.5	13.8
					<i>Total Perm-X UL 30-30 Applied: 49.1</i>			
					<i>Jonesboro Zone 10B Totals: 153.6 140.4 5,106.0 49.1</i>			

Jonesboro Zone 11 Applications

August 2020	08/14/2020	Jonesboro	Perm-X UL 30-30 (89459-44)	1:3	47.7	45.6	1,657.7	11.5
	08/26/2020	Jonesboro	Perm-X UL 30-30 (89459-44)	1:3	36.9	36.4	1,323.1	13.5
					<i>Total Perm-X UL 30-30 Applied: 25.0</i>			
					<i>Jonesboro Zone 11 Totals: 84.6 82.0 2,980.8 25.0</i>			
					<i>Grand Totals: 2,571.4 2,229.4 78,254.6 685.5</i>			

Craighead County



Jonesboro, Arkansas

Aerial Adulticide Application Date:
August 5, 2020



Flight Line

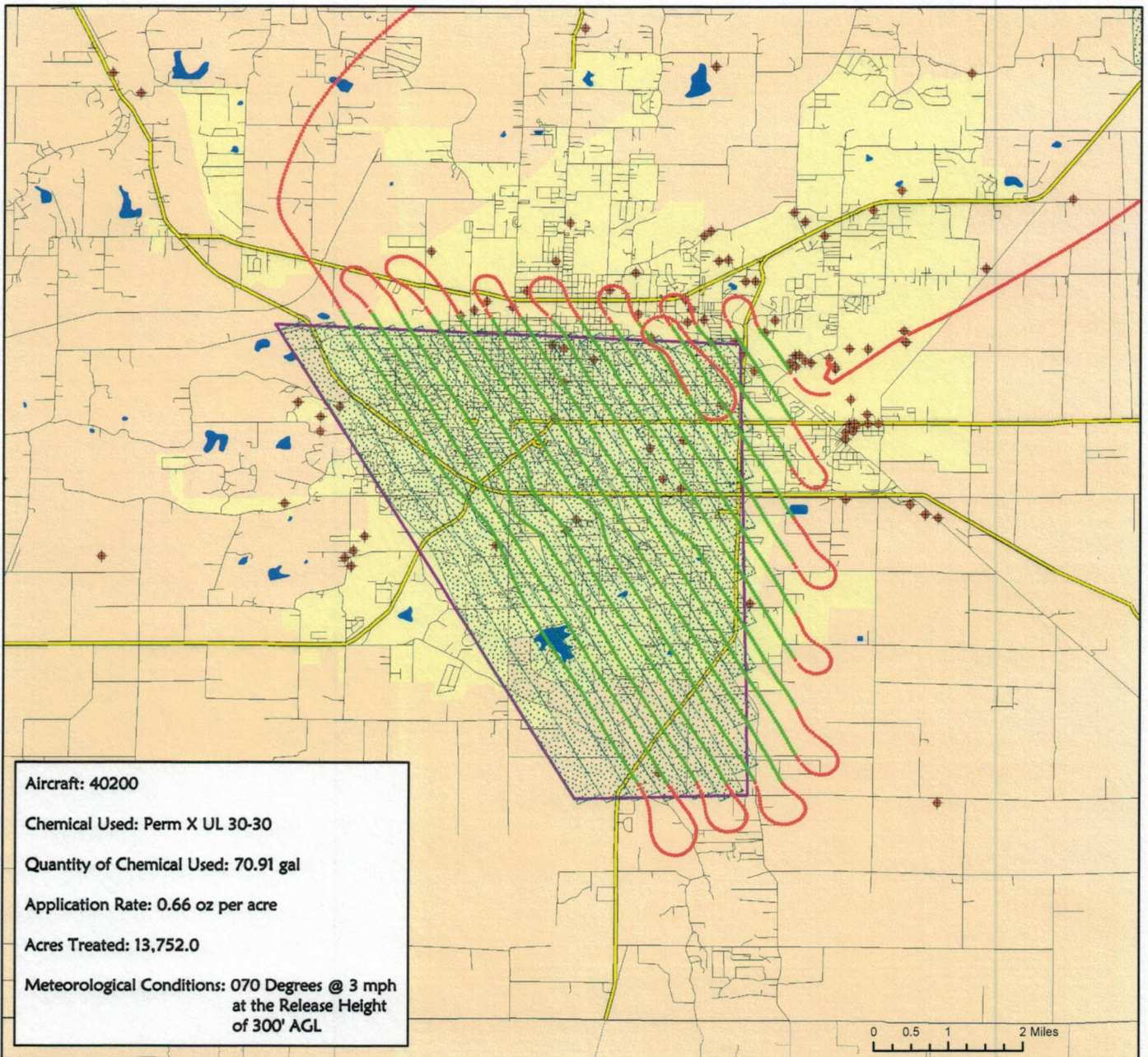
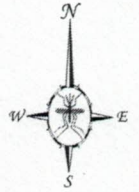
Spray Off

Spray On

Towers

Spray Deposition

Treatment Areas



Aircraft: 40200

Chemical Used: Perm X UL 30-30

Quantity of Chemical Used: 70.91 gal

Application Rate: 0.66 oz per acre

Acres Treated: 13,752.0

Meteorological Conditions: 070 Degrees @ 3 mph
at the Release Height
of 300' AGL

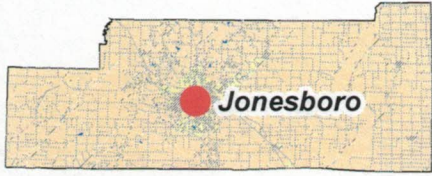
0 0.5 1 2 Miles



VDCI
1320 Brookwood Dr., Suite H
Little Rock, AR 72202

These map products were developed for use by VDCI for its internal purposes only and were not designed or intended for general use by members of the public. VDCI makes no representation or warranty as to its accuracy, timeliness, or completeness, and in particular, its accuracy in labeling or displaying dimensions, contours, property boundaries, or placement or location of any map features thereon. © 2020 VDCI. All rights reserved.

Craighead County

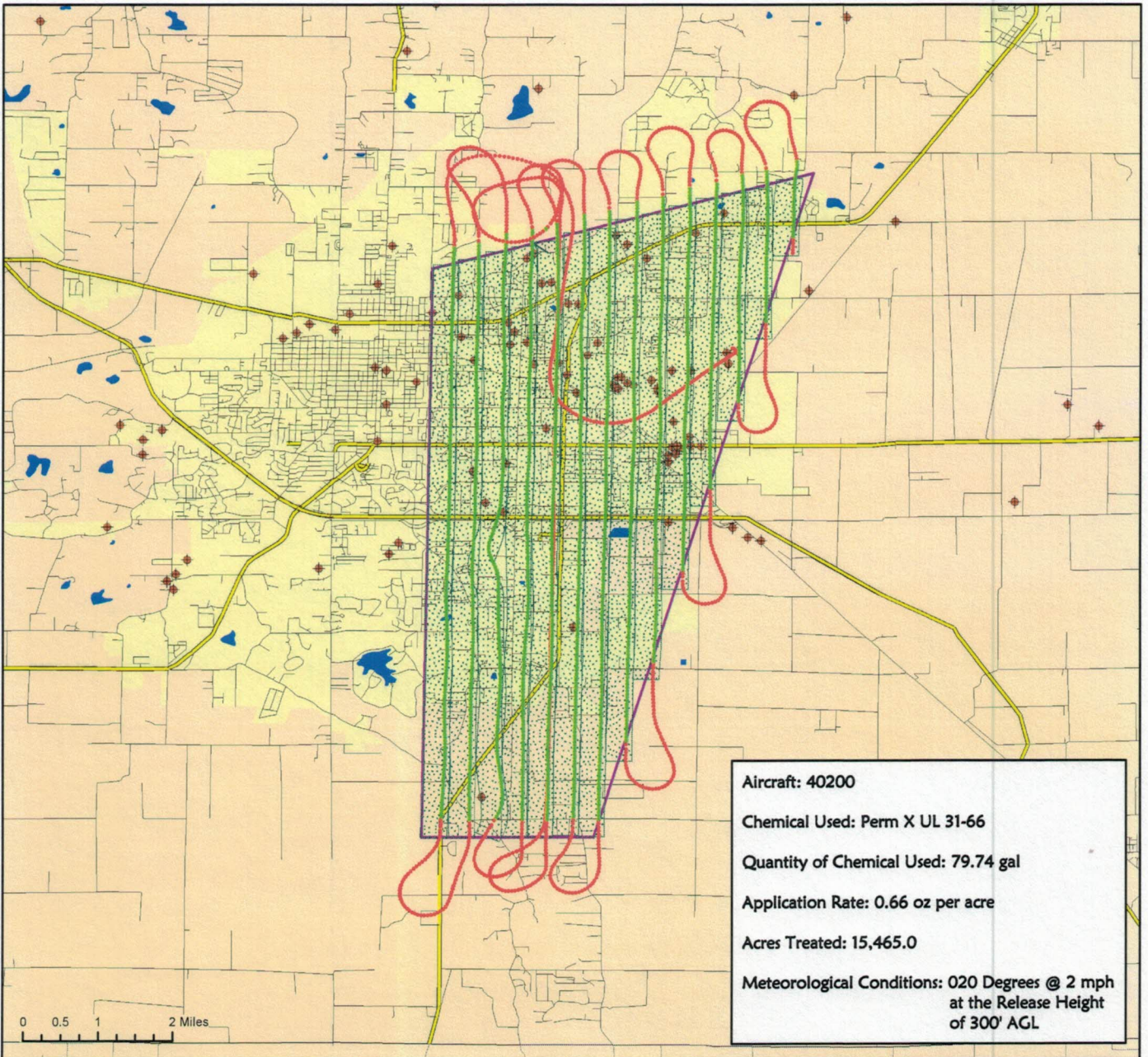


Jonesboro, Arkansas

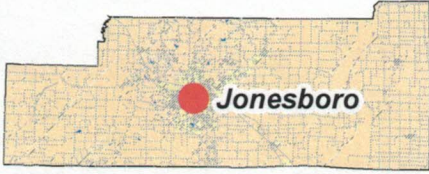
Aerial Adulticide Application Date:
August 24, 2020



- Flight Line
- Spray Off
- Spray On
- Towers
- Spray Deposition
- Treatment Areas



Craighead County

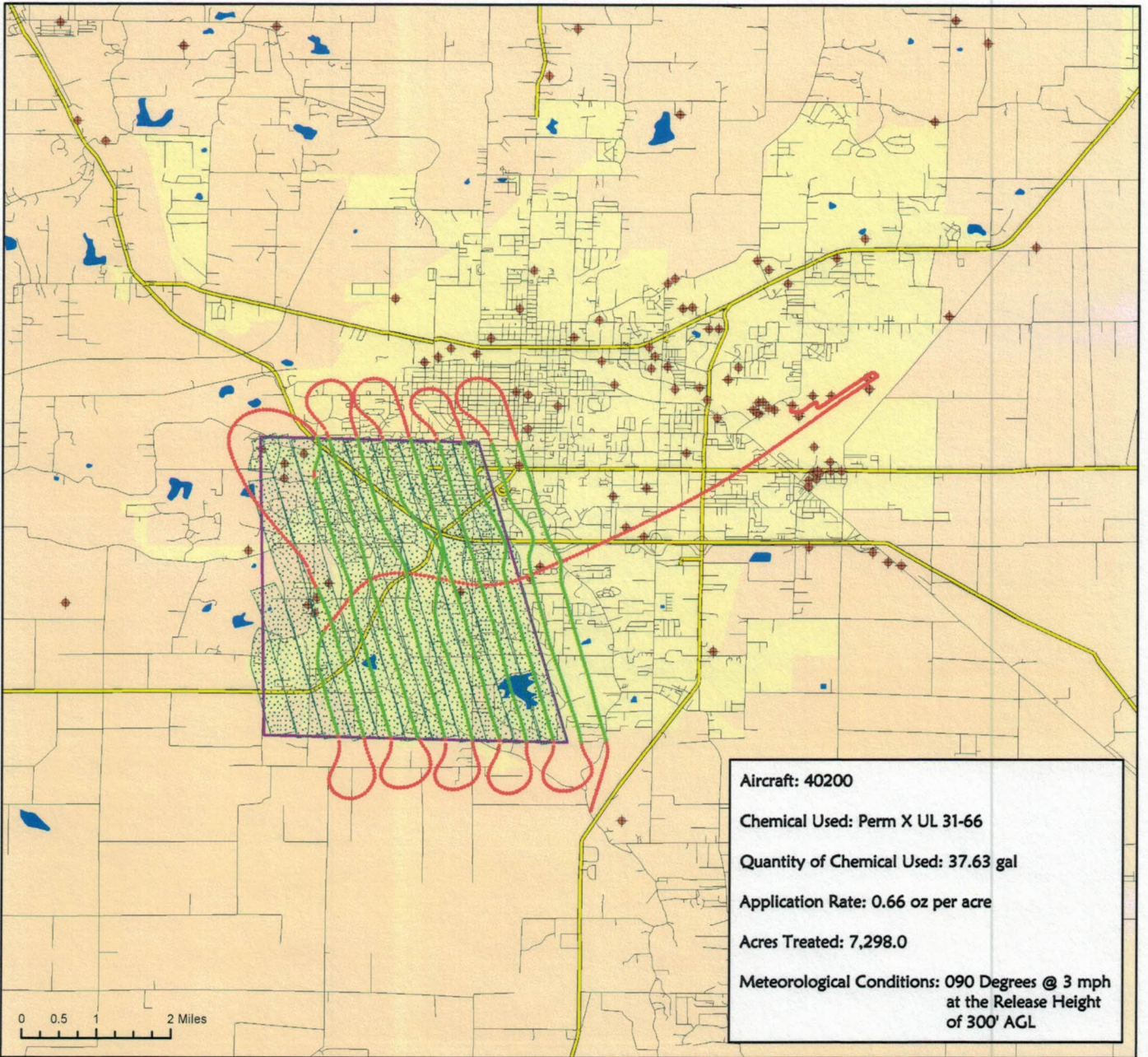


Jonesboro, Arkansas

Aerial Adulticide Application Date:
August 25, 2020



- Flight Line
- Spray Off
- Spray On
- Towers
- Spray Deposition
- Treatment Areas



Aircraft: 40200
Chemical Used: Perm X UL 31-66
Quantity of Chemical Used: 37.63 gal
Application Rate: 0.66 oz per acre
Acres Treated: 7,298.0
Meteorological Conditions: 090 Degrees @ 3 mph
at the Release Height
of 300' AGL