



Vector Disease Control, Inc.

Mosquito Surveillance and Control Report

City of Jonesboro

September/October, 2008

2221 N. Church Street • Jonesboro, AR 72401

T- 870.933.6939 • F- 866.839.8595

Business Office . PO Box 566 . DeWitt, AR 72042 . 800.413.4445

www.vdci.net





City of Jonesboro Activity Report

September/October, 2008

Vector Disease Control, Inc. (VDCI) provides a proven, scientific approach to mosquito control for the city of Paragould. VDCI's operations include larval and adult mosquito surveillance followed by the application of larvicides and adulticides. In addition, our office responds to service requests from the public.

Mosquito Surveillance

VDCI has utilized a total of thirteen (13) New Jersey light traps placed in residential and recreational areas throughout Jonesboro during this reporting period. Throughout September these traps collected an average of 8.1 mosquitoes per trap night (315 total mosquitoes) collecting a total of 6 mosquito species, with the *Anopheles quadrimaculatus* being the most predominant species.

Throughout October these same traps collected an average of 8 mosquitoes per trap night (265 total mosquitoes) collecting a total of 2 mosquito species, with the *Aedes vexans* being the most predominant species.

Larval Control Activity

Permanent water, flood water, artificial containers, and drainage system sites are inspected for larval mosquito breeding on a regular basis. During the month of September, over 16 site inspections found the presence of mosquito larvae. As a result of these inspections a total of; 18 Altosid SR tablets, 13 Altosid XR tablets, and 3.5 oz Aquabac XT were applied to these mosquito breeding sites.



During the month of October, no sites found the presence of larvae. Additionally, VDCI is continuing to eliminate breeding habitats for artificial container mosquitoes by targeting bird baths, buckets, tires, etc.


Adult Mosquito Control Activity

In response to community events and mosquito surveillance data, VDCI applied the adulticide Permanone 30-30 on 19 truck nights for the month of September. All 19 adulticide applications were made with truck-mounted ULV units equipped with GPS-enabled monitors. During the month of September, a total of 1,316 spray miles (47,853 acres) were treated with a total of 213 gallons of Permanone 30-30 adulticide in residential and recreational areas. In addition to routine truck spraying, VDCI has responded to over 7 service requests and adulticided for any special events.

Throughout October, Permanone 30/30 was applied on 3 spray nights using a total of 18 gallons while spraying a total of 191 total miles (6,945 acres).

Summary

During the months of September and October, VDCI has continued to provide exceptional control of larval and adult mosquito populations. As always, VDCI welcomes residents with any mosquito-related questions or concerns to contact VDCI's Jonesboro office directly at 870.933.6939.



Adult Mosquito Surveillance Report

Start Date: 9/1/2008

End Date: 9/30/2008

Jonesboro

Trap Location	Date Trap Set	Trap Type	Mosquito Species	No. Collected
Zone 1 Collections				
Shady Lane	9/8/2008	NJ Light Trap	<i>No Mosquitoes</i>	0
Shady Lane	9/17/2008	NJ Light Trap	<i>Aedes vexans</i>	3
			<i>Anopheles quadrimaculatus</i>	10
			<i>Psorophora columbiae</i>	1
			<i>Psorophora howardii</i>	1
Shady Lane	9/24/2008	NJ Light Trap	<i>Aedes vexans</i>	3
			<i>Anopheles quadrimaculatus</i>	2
Trap Total				20 (Avg. 6.7)
Sugar Ridge	9/8/2008	NJ Light Trap	<i>Anopheles quadrimaculatus</i>	6
Sugar Ridge	9/17/2008	NJ Light Trap	<i>Aedes vexans</i>	1
Sugar Ridge	9/24/2008	NJ Light Trap	<i>Aedes vexans</i>	1
			<i>Psorophora columbiae</i>	1
Trap Total				9 (Avg. 3)
Zone 2 Collections				
Strawfloor	9/8/2008	NJ Light Trap	<i>Aedes vexans</i>	2
			<i>Anopheles quadrimaculatus</i>	8
Strawfloor	9/17/2008	NJ Light Trap	<i>Aedes vexans</i>	2
			<i>Anopheles quadrimaculatus</i>	1
Strawfloor	9/24/2008	NJ Light Trap	<i>Aedes vexans</i>	1
Trap Total				14 (Avg. 4.7)
Zone 3 Collections				
Ridgepointe	9/8/2008	NJ Light Trap	<i>Anopheles quadrimaculatus</i>	22
Ridgepointe	9/16/2008	NJ Light Trap	<i>Anopheles crucians</i>	1
			<i>Anopheles quadrimaculatus</i>	3
Ridgepointe	9/22/2008	NJ Light Trap	<i>Aedes vexans</i>	2
			<i>Anopheles quadrimaculatus</i>	1
Trap Total				29 (Avg. 9.7)

Vector Disease Control, Inc.
203 East Cross Street
DeWitt, AR 72042
1-800-413-4445

Trap Location	Date Trap Set	Trap Type	Mosquito Species	No. Collected
Zone 4 Collections				
Partridge	9/8/2008	NJ Light Trap	<i>Anopheles quadrimaculatus</i>	10
Partridge	9/16/2008	NJ Light Trap	<i>Anopheles crucians</i>	2
			<i>Anopheles quadrimaculatus</i>	5
Partridge	9/22/2008	NJ Light Trap	<i>Aedes vexans</i>	6
			<i>Anopheles quadrimaculatus</i>	1
Trap Total				24 (Avg. 8)
Zone 5 Collections				
Frog Pond	9/8/2008	NJ Light Trap	<i>Anopheles quadrimaculatus</i>	7
Frog Pond	9/16/2008	NJ Light Trap	<i>Anopheles quadrimaculatus</i>	3
Frog Pond	9/22/2008	NJ Light Trap	<i>Aedes vexans</i>	1
			<i>Anopheles quadrimaculatus</i>	1
			<i>Psorophora columbiae</i>	1
Trap Total				13 (Avg. 4.3)
Zone 6 Collections				
Oakhill	9/8/2008	NJ Light Trap	<i>Anopheles quadrimaculatus</i>	11
Oakhill	9/17/2008	NJ Light Trap	<i>Aedes vexans</i>	3
			<i>Anopheles quadrimaculatus</i>	5
			<i>Psorophora columbiae</i>	1
Oakhill	9/24/2008	NJ Light Trap	<i>Aedes vexans</i>	1
			<i>Anopheles quadrimaculatus</i>	1
Trap Total				22 (Avg. 7.3)
Pleasantview	9/8/2008	NJ Light Trap	<i>Anopheles quadrimaculatus</i>	21
Pleasantview	9/17/2008	NJ Light Trap	<i>Aedes vexans</i>	3
			<i>Anopheles quadrimaculatus</i>	8
Pleasantview	9/24/2008	NJ Light Trap	<i>Aedes vexans</i>	4
			<i>Anopheles quadrimaculatus</i>	2
Trap Total				38 (Avg. 12.7)
Zone 8 Collections				
Briarcrest	9/8/2008	NJ Light Trap	<i>Anopheles quadrimaculatus</i>	40
Briarcrest	9/16/2008	NJ Light Trap	<i>Anopheles quadrimaculatus</i>	4
Briarcrest	9/22/2008	NJ Light Trap	<i>Aedes vexans</i>	2
Trap Total				46 (Avg. 15.3)

Trap Location	Date Trap Set	Trap Type	Mosquito Species	No. Collected
Gerald's	9/8/2008	NJ Light Trap	<i>Anopheles quadrimaculatus</i>	4
Gerald's	9/16/2008	NJ Light Trap	<i>Anopheles quadrimaculatus</i>	1
Gerald's	9/22/2008	NJ Light Trap	<i>No Mosquitoes</i>	0
Trap Total				5 (Avg. 1.7)
Jefferson	9/8/2008	NJ Light Trap	<i>Anopheles crucians</i>	1
			<i>Anopheles quadrimaculatus</i>	10
Jefferson	9/17/2008	NJ Light Trap	<i>Aedes vexans</i>	1
			<i>Anopheles quadrimaculatus</i>	3
Jefferson	9/24/2008	NJ Light Trap	<i>Anopheles quadrimaculatus</i>	1
Trap Total				16 (Avg. 5.3)


Zone 9 Collections

Cottage Home	9/8/2008	NJ Light Trap	<i>Anopheles quadrimaculatus</i>	17
			<i>Psorophora columbiae</i>	4
Cottage Home	9/16/2008	NJ Light Trap	<i>Anopheles quadrimaculatus</i>	2
Cottage Home	9/22/2008	NJ Light Trap	<i>Aedes vexans</i>	3
			<i>Anopheles quadrimaculatus</i>	1
Trap Total				27 (Avg. 9)

Zone 10 Collections

Ashwood	9/8/2008	NJ Light Trap	<i>Anopheles quadrimaculatus</i>	44
Ashwood	9/16/2008	NJ Light Trap	<i>Anopheles crucians</i>	2
			<i>Anopheles quadrimaculatus</i>	2
Ashwood	9/22/2008	NJ Light Trap	<i>Aedes vexans</i>	2
			<i>Anopheles quadrimaculatus</i>	2
Trap Total				52 (Avg. 17.3)

Overall Trap Total 315
Overall Trap Average 8.1



Adult Mosquito Surveillance Report

Start Date: 10/1/2008 End Date: 10/14/2008

Jonesboro

Trap Location	Date Trap Set	Trap Type	Mosquito Species	No. Collected
Zone 1 Collections				
Shady Lane	10/1/2008	NJ Light Trap	<i>Aedes vexans</i>	22
Shady Lane	10/6/2008	NJ Light Trap	<i>Aedes vexans</i>	5
			<i>Anopheles quadrimaculatus</i>	3
Trap Total				30 (Avg. 15)
Sugar Ridge	10/1/2008	NJ Light Trap	<i>Aedes vexans</i>	3
			<i>Anopheles quadrimaculatus</i>	1
Sugar Ridge	10/6/2008	NJ Light Trap	<i>Aedes vexans</i>	4
Trap Total				8 (Avg. 4)
Zone 2 Collections				
Strawfloor	10/1/2008	NJ Light Trap	<i>Aedes vexans</i>	4
Strawfloor	10/6/2008	NJ Light Trap	<i>Aedes vexans</i>	5
Trap Total				9 (Avg. 4.5)
Zone 3 Collections				
Ridgepointe	10/1/2008	NJ Light Trap	<i>Aedes vexans</i>	10
			<i>Anopheles quadrimaculatus</i>	2
Ridgepointe	10/6/2008	NJ Light Trap	<i>Aedes vexans</i>	7
Ridgepointe	10/9/2008	NJ Light Trap	<i>Aedes vexans</i>	14
			<i>Anopheles quadrimaculatus</i>	6
Trap Total				39 (Avg. 13)
Zone 4 Collections				
Partridge	10/1/2008	NJ Light Trap	<i>Aedes vexans</i>	11
Partridge	10/6/2008	NJ Light Trap	<i>Aedes vexans</i>	3
Partridge	10/9/2008	NJ Light Trap	<i>Aedes vexans</i>	10
Trap Total				24 (Avg. 8)
Zone 5 Collections				

Vector Disease Control, Inc.
203 East Cross Street
DeWitt, AR 72042
1-800-413-4445

Trap Location	Date Trap Set	Trap Type	Mosquito Species	No. Collected
Frog Pond	10/1/2008	NJ Light Trap	<i>Aedes vexans</i>	4
Frog Pond	10/6/2008	NJ Light Trap	<i>Aedes vexans</i>	2
Frog Pond	10/9/2008	NJ Light Trap	<i>Aedes vexans</i>	7
Trap Total				13 (Avg. 4.3)

Zone 6 Collections

Oakhill	10/1/2008	NJ Light Trap	<i>Aedes vexans</i>	14
Oakhill	10/6/2008	NJ Light Trap	<i>Aedes vexans</i>	7
			<i>Anopheles quadrimaculatus</i>	1
Trap Total				22 (Avg. 11)
Pleasantview	10/1/2008	NJ Light Trap	<i>Aedes vexans</i>	16
Pleasantview	10/6/2008	NJ Light Trap	<i>Aedes vexans</i>	8
Trap Total				24 (Avg. 12)


Zone 8 Collections

Briarcrest	10/1/2008	NJ Light Trap	<i>Aedes vexans</i>	11
Briarcrest	10/6/2008	NJ Light Trap	<i>Aedes vexans</i>	2
Briarcrest	10/9/2008	NJ Light Trap	<i>Aedes vexans</i>	10
Trap Total				23 (Avg. 7.7)
Gerald's	10/1/2008	NJ Light Trap	No Mosquitoes	0
Gerald's	10/6/2008	NJ Light Trap	No Mosquitoes	0
Gerald's	10/9/2008	NJ Light Trap	<i>Aedes vexans</i>	1
Trap Total				1 (Avg. 0.3)
Jefferson	10/1/2008	NJ Light Trap	<i>Aedes vexans</i>	6
Jefferson	10/6/2008	NJ Light Trap	<i>Aedes vexans</i>	4
			<i>Anopheles quadrimaculatus</i>	1
Trap Total				11 (Avg. 5.5)

Zone 9 Collections

Cottage Home	10/1/2008	NJ Light Trap	<i>Aedes vexans</i>	7
			<i>Anopheles quadrimaculatus</i>	1
Cottage Home	10/6/2008	NJ Light Trap	<i>Aedes vexans</i>	3
Cottage Home	10/9/2008	NJ Light Trap	<i>Aedes vexans</i>	4
			<i>Anopheles quadrimaculatus</i>	1
Trap Total				16 (Avg. 5.3)

Trap Location	Date Trap Set	Trap Type	Mosquito Species	No. Collected
Zone 10 Collections				
Ashwood	10/1/2008	NJ Light Trap	<i>Aedes vexans</i>	8
			<i>Anopheles quadrimaculatus</i>	1
Ashwood	10/6/2008	NJ Light Trap	<i>Aedes vexans</i>	8
			<i>Anopheles quadrimaculatus</i>	1
Ashwood	10/9/2008	NJ Light Trap	<i>Aedes vexans</i>	27
Trap Total				45 (Avg. 15)
Overall Trap Total				265
Overall Trap Average				8.0



Larvicide Applications

Start Date: 9/1/2008

End Date: 9/30/2008

Jonesboro

Date	Location	Habitat	No. of Larvae	Larvicide	Amount Applied (oz.)
Zone 4 Applications					
9/8/2008	Harrisburg Rd	ditch	1-10	Altosid XR (2724-421)	1.00
Total Ounces Applied:					1.00
Total Larvicide Applied in Zone 4:					1.00
Zone 6 Applications					
9/23/2008	Cater	ditch	1-10	Altosid XR (2724-421)	1.00
	Thomas Green	ditch	1-10	Altosid XR (2724-421)	1.00
Total Ounces Applied:					2.00
Total Larvicide Applied in Zone 6:					2.00
Zone 7 Applications					
9/5/2008	Amy Ann	ditch	11-50	Altosid SR (2724-446)	6.00
	Daybreak	ditch	1-10	Altosid SR (2724-446)	3.00
	Jessup	ditch	1-10	Altosid SR (2724-446)	1.00
Total Ounces Applied:					10.00
9/12/2008	AmyAnn	ditch	1-10	Altosid XR (2724-421)	2.00
	Daybreak	ditch	1-10	Altosid XR (2724-421)	1.00
Total Ounces Applied:					3.00
Total Larvicide Applied in Zone 7:					13.00
Zone 8 Applications					
9/2/2008	Concord	ditch	1-10	Altosid SR (2724-446)	3.00
	Holman	ditch	1-10	Altosid SR (2724-446)	2.00
	McAdams	ditch	1-10	Altosid SR (2724-446)	3.00
Total Ounces Applied:					8.00

Vector Disease Control, Inc.
203 East Cross Street
DeWitt, AR 72042
1-800-413-4445

Date	Location	Habitat	No. of Larvae	Larvicide	Amount Applied (oz.)
Total Larvicide Applied in Zone 8:					8.00
Zone 11 Applications					
9/9/2008	Parkside	ditch	1-10	Altosid XR (2724-421)	1.00
	Race ST.	ditch	1-10	Altosid XR (2724-421)	2.00
9/19/2008	Curtview	ditch	1-10	Altosid XR (2724-421)	2.00
	Race St.	ditch	1-10	Altosid XR (2724-421)	2.00
Total Ounces Applied:					7.00
9/19/2008	Neil Dr.	ditch	1-10	Aquabac XT (62637-1)	3.50
Total Ounces Applied:					3.50
Total Larvicide Applied in Zone 11:					10.50
Overall Total Ounces Applied					34.50



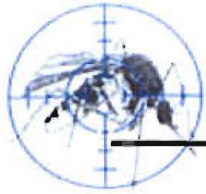
Service Request Adulticide Applications

Start Date: 9/1/2008

End Date: 9/30/2008

Jonesboro

Date	Location	Chemical	Mix Ratio	Ounces Sprayed
Zone 2 Adulticide Applications				
9/1/2008	2300 Redbud Dr.	Permanone 30-30 (432-1235)	1:4.5	8.0
9/5/2008	1245 Main St.	Permanone 30-30 (432-1235)	1:4.5	10.0
9/11/2008	1503 E. Nettleton	Permanone 30-30 (432-1235)	1:4.5	8.0
Total Permanone 30-30 (432-1235) Applied:				26.0 (0.2 gals)
Zone 4 Adulticide Applications				
9/5/2008	6011 Crowley's Ridge	Permanone 30-30 (432-1235)	1:4.5	8.0
9/16/2008	417 Huntcliff	Permanone 30-30 (432-1235)	1:4.5	8.0
Total Permanone 30-30 (432-1235) Applied:				16.0 (0.1 gals)
Zone 5 Adulticide Applications				
9/1/2008	6617 S. Caraway	Permanone 30-30 (432-1235)	1:4.5	8.0
Total Permanone 30-30 (432-1235) Applied:				8.0 (0.1 gals)
Zone 8 Adulticide Applications				
9/25/2008	1415 Hidden Cove	Permanone 30-30 (432-1235)	1:4.5	14.0
Total Permanone 30-30 (432-1235) Applied:				14.0 (0.1 gals)
Grand Totals				64.0 (0.5 gals)



Ground Adulticide Applications

Start Date: 9/1/2008 End Date: 9/30/2008

Jonesboro

Month	Date	Municipality	Chemical	Mix Ratio	Trip Miles	Spray Miles	Spray Acres	Gallons Sprayed
Zone 1 Adulticide Applications								
September 2008	9/15/2008		Permanone 30-30 (432-1235)	1:4.5	0.0	37.0	1345.0	5.0
<i>Total Permanone 30-30 (432-1235) Applied:</i>								5.0
Zone 1 Totals:					0.0	37.0	1,345.0	5.0
Zone 2 Adulticide Applications								
September 2008	9/2/2008	specials	Permanone 30-30 (432-1235)	1:4.5	0.0	68.0	2473.0	10.0
	9/11/2008	a	Permanone 30-30 (432-1235)	1:4.5	0.0	64.0	2327.0	8.0
	9/17/2008	specials	Permanone 30-30 (432-1235)	1:4.5	0.0	29.0	1055.0	5.0
	9/22/2008	a	Permanone 30-30 (432-1235)	1:4.5	0.0	50.0	1818.0	6.0
<i>Total Permanone 30-30 (432-1235) Applied:</i>								29.0
Zone 2 Totals:					0.0	211.0	7,673.0	29.0
Zone 3 Adulticide Applications								
September 2008	9/12/2008	and 2b	Permanone 30-30 (432-1235)	1:4.5	0.0	48.0	1745.0	6.0
	9/23/2008		Permanone 30-30 (432-1235)	1:4.5	0.0	42.0	1527.0	7.0
<i>Total Permanone 30-30 (432-1235) Applied:</i>								13.0
Zone 3 Totals:					0.0	90.0	3,272.0	13.0
Zone 4 Adulticide Applications								

Vector Disease Control, Inc.
 203 East Cross Street
 DeWitt, AR 72042
 1-800-413-4445

Month	Date	Municipality	Chemical	Mix Ratio	Trip Miles	Spray Miles	Spray Acres	Gallons Sprayed
September 2008	9/8/2008	a	Permanone 30-30 (432-1235)	1:4.5	0.0	57.0	2073.0	6.0
	9/9/2008	b	Permanone 30-30 (432-1235)	1:4.5	0.0	50.0	1818.0	6.0
	9/10/2008	a	Permanone 30-30 (432-1235)	1:4.5	0.0	42.0	1527.0	8.0
	9/23/2008	a	Permanone 30-30 (432-1235)	1:4.5	0.0	38.0	1382.0	6.0
<i>Total Permanone 30-30 (432-1235) Applied:</i>								26.0
Zone 4 Totals:					0.0	187.0	6,800.0	26.0

Zone 5 Adulticide Applications

September 2008	9/5/2008	a	Permanone 30-30 (432-1235)	1:4.5	0.0	4.0	145.0	7.0
	9/8/2008	b	Permanone 30-30 (432-1235)	1:4.5	0.0	29.0	1055.0	9.0
	9/11/2008	a	Permanone 30-30 (432-1235)	1:4.5	0.0	53.0	1927.0	8.0
	9/15/2008	specials	Permanone 30-30 (432-1235)	1:4.5	0.0	28.0	1018.0	6.0
	9/20/2008	specials	Permanone 30-30 (432-1235)	1:4.5	0.0	28.0	1018.0	6.0
	9/25/2008	specials	Permanone 30-30 (432-1235)	1:4.5	0.0	37.0	1345.0	7.0
	9/29/2008	specials	Permanone 30-30 (432-1235)	1:4.5	0.0	43.0	1564.0	5.0
<i>Total Permanone 30-30 (432-1235) Applied:</i>								48.0
Zone 5 Totals:					0.0	222.0	8,072.0	48.0

Zone 6 Adulticide Applications

September 2008	9/6/2008		Permanone 30-30 (432-1235)	1:4.5	0.0	53.0	1927.0	9.0
	9/8/2008		Permanone 30-30 (432-1235)	1:4.5	0.0	44.0	1600.0	9.0
	9/11/2008		Permanone 30-30 (432-1235)	1:4.5	0.0	58.0	2109.0	7.0
<i>Total Permanone 30-30 (432-1235) Applied:</i>								25.0
Zone 6 Totals:					0.0	155.0	5,636.0	25.0

Zone 8 Adulticide Applications

Vector Disease Control, Inc.
203 East Cross Street
DeWitt, AR 72042
1-800-413-4445

Month	Date	Municipality	Chemical	Mix Ratio	Trip Miles	Spray Miles	Spray Acres	Gallons Sprayed
September 2008	9/6/2008	B	Permanone 30-30 (432-1235)	1:4.5	0.0	37.0	1345.0	10.0
	9/8/2008	b	Permanone 30-30 (432-1235)	1:4.5	0.0	52.0	1891.0	9.0
	9/10/2008	a	Permanone 30-30 (432-1235)	1:4.5	0.0	35.0	1273.0	7.0
	9/13/2008	specials	Permanone 30-30 (432-1235)	1:4.5	0.0	29.0	1055.0	10.0
	9/18/2008	specials	Permanone 30-30 (432-1235)	1:4.5	0.0	50.0	1818.0	4.0
	9/26/2008	specials	Permanone 30-30 (432-1235)	1:4.5	0.0	41.0	1491.0	4.0
<i>Total Permanone 30-30 (432-1235) Applied:</i>								44.0
Zone 8 Totals:					0.0	244.0	8,873.0	44.0
Zone 9 Adulticide Applications								
September 2008	9/22/2008	and 5a	Permanone 30-30 (432-1235)	1:4.5	0.0	52.0	1891.0	4.0
<i>Total Permanone 30-30 (432-1235) Applied:</i>								4.0
Zone 9 Totals:					0.0	52.0	1,891.0	4.0
Zone 10 Adulticide Applications								
September 2008	9/12/2008	b	Permanone 30-30 (432-1235)	1:4.5	0.0	46.0	1673.0	5.0
<i>Total Permanone 30-30 (432-1235) Applied:</i>								5.0
Zone 10 Totals:					0.0	46.0	1,673.0	5.0
Zone 11 Adulticide Applications								
September 2008	9/9/2008		Permanone 30-30 (432-1235)	1:4.5	0.0	30.0	1091.0	8.0
	9/19/2008	specials	Permanone 30-30 (432-1235)	1:4.5	0.0	42.0	1527.0	6.0
<i>Total Permanone 30-30 (432-1235) Applied:</i>								14.0
Zone 11 Totals:					0.0	72.0	2,618.0	14.0
Grand Totals:					0.0	1,316.0	47,853.0	213.0

Vector Disease Control, Inc.
203 East Cross Street
DeWitt, AR 72042
1-800-413-4445

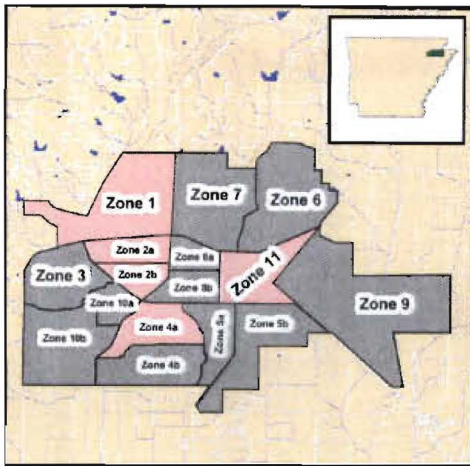


Ground Adulticide Applications

Start Date: 10/1/2008 End Date: 10/14/2008

Jonesboro

Month	Date	Municipality	Chemical	Mix Ratio	Trip Miles	Spray Miles	Spray Acres	Gallons Sprayed
Zone 1 Adulticide Applications								
October 2008	10/4/2008	specials	Permanone 30-30 (432-1235)	1:4.5	0.0	78.0	2836.0	7.0
<i>Total Permanone 30-30 (432-1235) Applied:</i>								7.0
Zone 1 Totals:					0.0	78.0	2,836.0	7.0
Zone 6 Adulticide Applications								
October 2008	10/10/2008	specials	Permanone 30-30 (432-1235)	1:4.5	0.0	59.0	2145.0	6.0
<i>Total Permanone 30-30 (432-1235) Applied:</i>								6.0
Zone 6 Totals:					0.0	59.0	2,145.0	6.0
Zone 10 Adulticide Applications								
October 2008	10/6/2008	specials	Permanone 30-30 (432-1235)	1:4.5	0.0	54.0	1964.0	5.0
<i>Total Permanone 30-30 (432-1235) Applied:</i>								5.0
Zone 10 Totals:					0.0	54.0	1,964.0	5.0
Grand Totals:					0.0	191.0	6,945.0	18.0



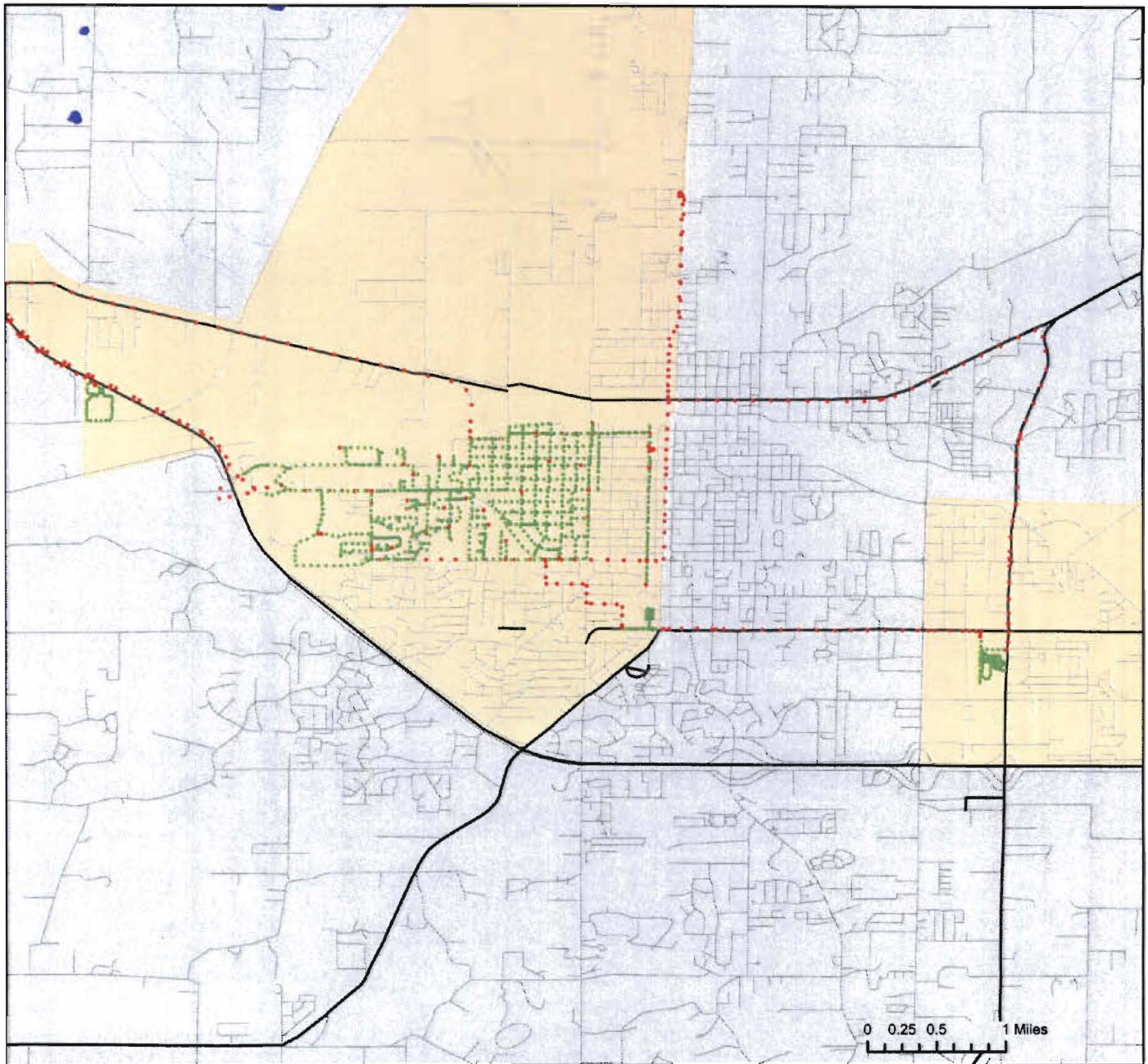
The City of Jonesboro, Arkansas

Ground Adulticide Application Date: September 11, 2008

Sprayer Status

- Spray Off
- Spray On

Chemical: Permanone 30-30
 Quantity Used: 8.8 gal
 Miles Treated: 42.8
 Acres Treated: 1,553.0



Vector Disease Control, Inc.
 PO Box 566
 DeWitt, AR 72042

These map products were developed for use by VDCI for its internal purposes only and were not designed or intended for general use by members of the public. VDCI makes no representation or warranty as to its accuracy, timeliness, or completeness, and in particular its accuracy in labeling or displaying dimensions, contours, property boundaries, or placement or location of any map features thereon. © 2008 VDCI. All rights reserved.



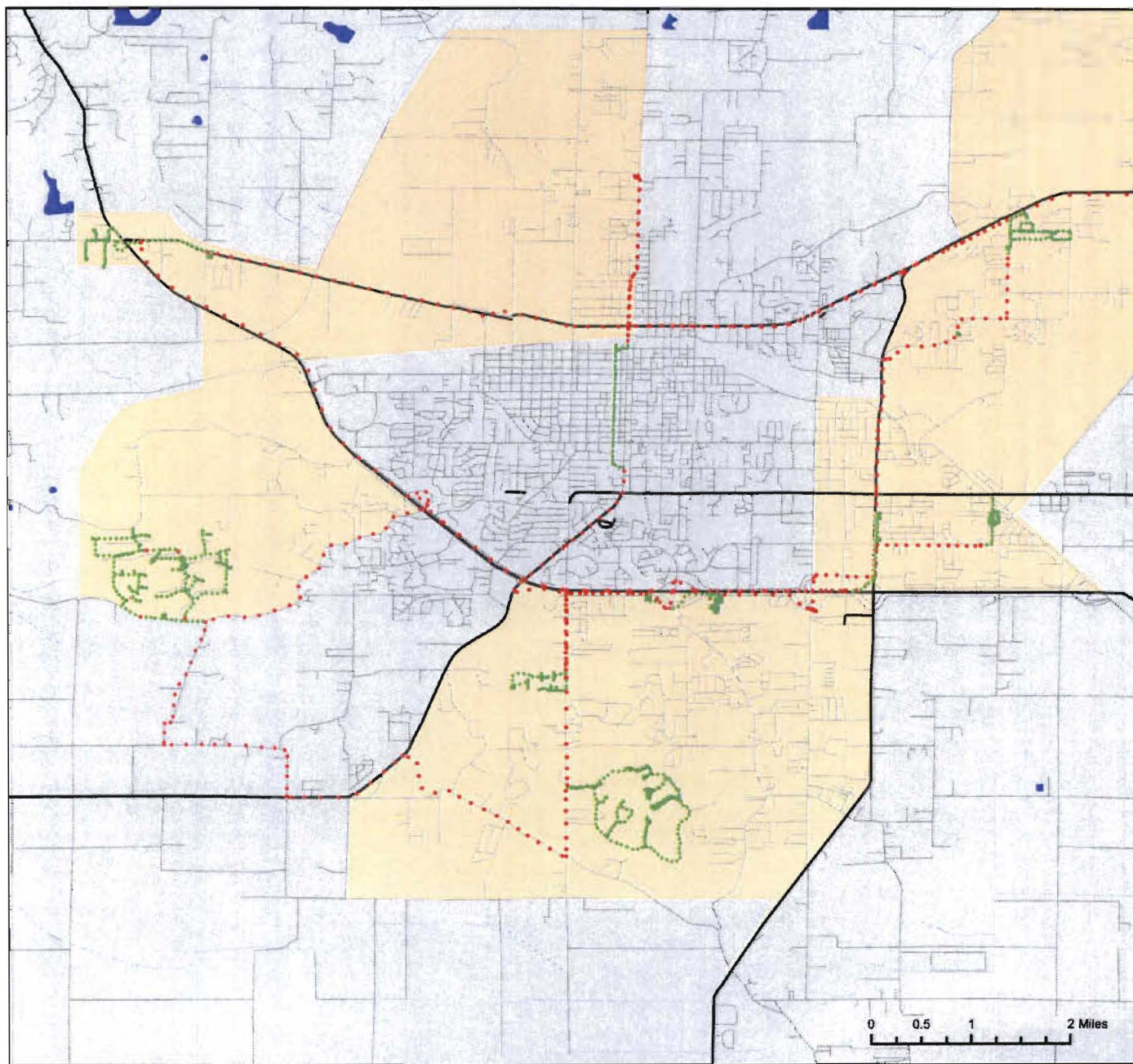
The City of Jonesboro, Arkansas

Ground Adulticide Application Date:
October 4, 2008

Sprayer Status

- Spray Off
- Spray On

Chemical: Permanone 30-30
Quantity Used: 8.0 gal
Miles Treated: 31.5
Acres Treated: 1,143.0



0 0.5 1 2 Miles



Vector Disease Control, Inc.
PO Box 566
DeWitt, AR 72042

These map products were developed for use by VDCI for its internal purposes only and were not designed or intended for general use by members of the public. VDCI makes no representation or warranty as to its accuracy, timeliness, or completeness, and in particular, its accuracy in labeling or displaying dimensions, contours, property boundaries, or placement or location of any map features thereon. © 2008 VDCI. All rights reserved.