



Mosquito Control Report

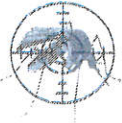
July, 2021

Provided By:

Vector Disease Control International (VDCI)
2221 S. Church
Jonesboro, AR 72401

Provided To:

City of Jonesboro, AR



City of Jonesboro Activity Report

July 2021

Vector Disease Control, Inc. (VDCI) provides a proven, scientific approach to mosquito control for the City of Jonesboro. VDCI's operations include larval and adult mosquito surveillance followed by the application of larvicides and adulticides. In addition, our office responds to service requests from the public.

Mosquito Surveillance

VDCI has utilized a total of **(13)** New Jersey light traps placed in residential and recreational areas throughout Jonesboro. These traps collected an average of **58.87** mosquito per trap night (**2275** total mosquitoes) during this time. There have been a total of **2** mosquito species collected, with **Annophles Quadrimaculatus** being the most predominant species.

Larval Control Activity

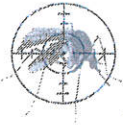
Permanent water, flood water, artificial containers, and drainage system sites are inspected for larval mosquito breeding on a regular basis. In total, **12** sites inspected with **6** sites having mosquito larvae present. As a result of these inspections, **304** ounces of granular BTI (Aquabac 200g) was applied to these mosquito breeding sites. Additionally, VDCI is continuing to eliminate breeding habitat for artificial container mosquitoes by targeting bird baths, buckets, tires etc.

2221 N. Church St. Jonesboro, AR 72401

T-855.933.6939 F- 870.933.0122

www.vdci.net





Adult Mosquito Control Activity

In response to community events and mosquito surveillance data, VDCI applied the adulticide on **61** truck routes for this reporting period. All adulticide ULV applications were made with truck-mounted ULV units equipped with GPS-enabled monitors. During this report period, a total of **2,231.70** spray miles (**84,751.10 acres**) were treated with a total of **534.00** gallons of adulticide in residential and recreational areas. In addition to routine truck spraying, VDCI has responded to **105** service request and adulticided all parks, and any special events during the month.

Summary

Throughout this reporting period, VDCI has continued to provide exceptional control of larval and adult mosquito populations. VDCI will remain diligent in our surveillance and control activities to prevent a significant increase in the mosquito population. If VDCI detects a significant rise in the mosquito population we will increase larval and adult control. As always, VDCI welcomes residents with any mosquito-related questions or concerns to contact VDCI's Jonesboro office directly at 855.933.6939.



Ground Adulticide Applications

Start Date: 07/01/2021 End Date: 07/31/2021

Jonesboro

Month	Date	Municipality	Chemical	Mix Ratio	Trip Miles	Spray Miles	Spray Acres	Gallons Sprayed	
Jonesboro Zone 01 Applications									
July 2021	07/03/2021	Jonesboro	Perm-X UL 30-30 (89459-44)	1:3	15.3	5.0	182.9	3.0	
	07/16/2021	Jonesboro	Perm-X UL 30-30 (89459-44)	1:3	40.6	34.2	1,245.0	7.0	
	07/22/2021	Jonesboro	Perm-X UL 30-30 (89459-44)	1:4	67.0	37.0	1,345.3	8.0	
	07/23/2021	Jonesboro	Perm-X UL 30-30 (89459-44)	1:3	52.9	48.1	1,749.6	9.0	
					Total Perm-X UL 30-30 Applied:	175.9	124.4	4,522.8	27.0

Jonesboro Zone 02A Applications								
July 2021	07/06/2021	Jonesboro	Perm-X UL 30-30 (89459-44)	1:3	40.4	39.3	1,429.7	7.0
	07/14/2021	Jonesboro	Perm-X UL 30-30 (89459-44)	1:3	47.6	43.7	1,588.9	7.0
					Total Perm-X UL 30-30 Applied:	88.1	3,018.6	14.0

Jonesboro Zone 02B Applications								
July 2021	07/14/2021	Jonesboro	Perm-X UL 30-30 (89459-44)	1:3	44.0	36.0	1,642.3	11.0

Month	Date	Municipality	Chemical	Mix Ratio	Trip Miles	Spray Miles	Spray Acres	Gallons Sprayed
July 2021	07/14/2021	Jonesboro	Perm-X UL 30-30 (89459-44)	1:3	46.4	40.5	1,473.3	7.0
	07/15/2021	Jonesboro	Perm-X UL 30-30 (89459-44)	1:3	52.1	42.6	1,548.2	5.0
	07/21/2021	Jonesboro	Perm-X UL 30-30 (89459-44)	1:3	35.7	35.3	1,283.1	7.0
<i>Total Perm-X UL 30-30 Applied:</i>					30.0			
<i>Jonesboro Zone 02B Totals:</i>					178.1	154.4	5,947.0	30.0

Jonesboro Zone 03 Applications								
July 2021	07/02/2021	Jonesboro	Perm-X UL 30-30 (89459-44)	1:3	42.2	39.3	1,427.5	10.0
	07/19/2021	Jonesboro	Perm-X UL 30-30 (89459-44)	1:3	42.6	38.0	1,381.3	4.0
	07/19/2021	Jonesboro	Perm-X UL 30-30 (89459-44)	1:3	98.0	41.0	1,490.8	8.0
	07/27/2021	Jonesboro	Perm-X UL 30-30 (89459-44)	1:4	41.4	28.4	1,031.2	8.0
<i>Total Perm-X UL 30-30 Applied:</i>					30.0			
<i>Jonesboro Zone 03 Totals:</i>					224.1	146.6	5,330.7	30.0

Jonesboro Zone 04A Applications								
July 2021	07/02/2021	Jonesboro	Perm-X UL 30-30 (89459-44)	1:3	50.2	33.1	1,202.1	11.0
	07/07/2021	Jonesboro	Perm-X UL 30-30 (89459-44)	1:3	59.5	48.2	1,753.3	9.0
	07/13/2021	Jonesboro	Perm-X UL 30-30 (89459-44)	1:3	39.2	38.7	1,406.0	10.0
	07/14/2021	Jonesboro	Perm-X UL 30-30 (89459-44)	1:3	49.7	49.3	1,794.0	9.0

Month	Date	Municipality	Chemical	Mix Ratio	Trip Miles	Spray Miles	Spray Acres	Gallons Sprayed	
July 2021	07/15/2021	Jonesboro	Perm-X UL 30-30 (89459-44)	1:3	49.7	49.3	1,794.0	10.0	
	07/20/2021	Jonesboro	Perm-X UL 30-30 (89459-44)	1:3	43.7	43.3	1,574.4	10.0	
	07/21/2021	Jonesboro	Perm-X UL 30-30 (89459-44)	1:3	44.2	43.8	1,591.8	11.0	
	07/22/2021	Jonesboro	Perm-X UL 30-30 (89459-44)	1:3	44.2	43.8	1,591.8	11.0	
	07/30/2021	Jonesboro	Perm-X UL 30-30 (89459-44)	1:4	52.0	39.0	1,418.0	6.0	
	<i>Total Perm-X UL 30-30 Applied: 87.0</i>								
	<i>Jonesboro Zone 04A Totals: 432.3 388.5 14,125.5 87.0</i>								
	Jonesboro Zone 04B Applications								
	07/02/2021	Jonesboro	Perm-X UL 30-30 (89459-44)	1:3	60.6	45.8	1,664.2	13.0	
	07/04/2021	Jonesboro	Perm-X UL 30-30 (89459-44)	1:3	28.8	9.8	356.3	3.0	
07/07/2021	Jonesboro	Perm-X UL 30-30 (89459-44)	1:3	55.0	40.5	1,471.9	8.0		
07/09/2021	Jonesboro	Perm-X UL 30-30 (89459-44)	1:3	64.2	49.8	1,811.8	11.0		
07/12/2021	Jonesboro	Perm-X UL 30-30 (89459-44)	1:3	56.5	36.8	1,336.2	10.0		
07/20/2021	Jonesboro	Perm-X UL 30-30 (89459-44)	1:3	52.1	37.5	1,362.1	7.0		
07/23/2021	Jonesboro	Perm-X UL 30-30 (89459-44)	1:3	47.4	47.1	1,713.7	11.0		
07/30/2021	Jonesboro	Perm-X UL 30-30 (89459-44)	1:4	46.7	37.5	1,364.2	12.0		
<i>Total Perm-X UL 30-30 Applied: 75.0</i>									

Month	Date	Municipality	Chemical	Mix Ratio	Trip Miles	Spray Miles	Spray Acres	Gallons Sprayed
<i>Jonesboro Zone 04B Totals:</i>								
					411.3	304.7	11,080.4	75.0

Jonesboro Zone 05A Applications

July 2021	07/04/2021	Jonesboro	Perm-X UL 30-30 (89459-44)	1:3	23.0	3.7	133.4	6.7
	07/13/2021	Jonesboro	Perm-X UL 30-30 (89459-44)	1:3	43.1	27.0	980.6	7.0
	07/15/2021	Jonesboro	Perm-X UL 30-30 (89459-44)	1:3	41.5	41.4	1,503.5	13.0
	07/15/2021	Jonesboro	Perm-X UL 30-30 (89459-44)	1:3	57.1	51.1	1,857.6	19.0
	07/21/2021	Jonesboro	Perm-X UL 30-30 (89459-44)	1:3	45.8	31.6	1,148.6	7.0
<i>Total Perm-X UL 30-30 Applied:</i>								
					210.5	154.7	5,623.8	52.7

Jonesboro Zone 05B Applications

July 2021	07/15/2021	Jonesboro	Perm-X UL 30-30 (89459-44)	1:3	57.1	51.1	1,857.6	9.0
<i>Total Perm-X UL 30-30 Applied:</i>								
					57.1	51.1	1,857.6	9.0

Jonesboro Zone 06 Applications

July 2021	07/01/2021	Jonesboro	Perm-X UL 30-30 (89459-44)	1:3	59.7	41.3	1,500.9	8.0
	07/07/2021	Jonesboro	Perm-X UL 30-30 (89459-44)	1:3	38.8	38.4	1,395.1	8.0
	07/09/2021	Jonesboro	Perm-X UL 30-30 (89459-44)	1:3	43.0	42.6	1,549.7	9.0

Month	Date	Municipality	Chemical	Mix Ratio	Trip Miles	Spray Miles	Spray Acres	Gallons Sprayed
	07/15/2021	Jonesboro	Perm-X UL 30-30 (89459-44)	1:3	31.7	31.3	1,136.6	10.0
	07/26/2021	Jonesboro	Perm-X UL 30-30 (89459-44)	1:3	49.5	49.2	1,787.5	6.3
					<i>Total Perm-X UL 30-30 Applied: 41.3</i>			
<i>Jonesboro Zone 06 Totals:</i>					222.8	202.7	7,369.8	41.3

Jonesboro Zone 07 Applications

July 2021	07/13/2021	Jonesboro	Perm-X UL 30-30 (89459-44)	1:3	41.3	33.3	1,211.5	10.0
					<i>Total Perm-X UL 30-30 Applied: 10.0</i>			
<i>Jonesboro Zone 07 Totals:</i>					41.3	33.3	1,211.5	10.0

Jonesboro Zone 08A Applications

July 2021	07/12/2021	Jonesboro	Perm-X UL 30-30 (89459-44)	1:3	34.1	33.6	1,221.7	7.0
	07/15/2021	Jonesboro	Perm-X UL 30-30 (89459-44)	1:3	48.4	42.7	1,552.6	8.0
	07/26/2021	Jonesboro	Perm-X UL 30-30 (89459-44)	1:3	51.7	46.2	1,681.3	7.0
	07/30/2021	Jonesboro	Perm-X UL 30-30 (89459-44)	1:4	50.0	49.3	1,792.2	9.0
					<i>Total Perm-X UL 30-30 Applied: 31.0</i>			
<i>Jonesboro Zone 08A Totals:</i>					184.2	171.8	6,247.7	31.0

Jonesboro Zone 08B Applications

July 2021	07/01/2021	Jonesboro	Perm-X UL 30-30 (89459-44)	1:3	45.9	33.3	1,209.0	6.0
	07/08/2021	Jonesboro	Perm-X UL 30-30 (89459-44)	1:3	38.1	37.6	1,366.8	7.0

Month	Date	Municipality	Chemical	Mix Ratio	Trip Miles	Spray Miles	Spray Acres	Gallons Sprayed
-------	------	--------------	----------	-----------	------------	-------------	-------------	-----------------

	07/19/2021	Jonesboro	Perm-X UL 30-30 (89459-44)	1:3	49.1	36.3	1,319.1	10.0	
	07/22/2021	Jonesboro	Perm-X UL 30-30 (89459-44)	1:3	42.0	37.1	1,350.1	8.0	
					<i>Total Perm-X UL 30-30 Applied: 31.0</i>				
					<i>Jonesboro Zone 08B Totals:</i>	175.1	144.3	5,244.9	31.0

Jonesboro Zone 09 Applications

July 2021	07/21/2021	Jonesboro	Perm-X UL 30-30 (89459-44)	1:3	54.0	35.0	1,272.6	11.0	
					<i>Total Perm-X UL 30-30 Applied: 11.0</i>				
					<i>Jonesboro Zone 09 Totals:</i>	54.0	35.0	1,272.6	11.0

Jonesboro Zone 10A Applications


July 2021	07/19/2021	Jonesboro	Perm-X UL 30-30 (89459-44)	1:3	33.0	24.0	872.6	8.0	
	07/23/2021	Jonesboro	Perm-X UL 30-30 (89459-44)	1:3	44.0	32.0	1,163.5	5.0	
	07/27/2021	Jonesboro	Perm-X UL 30-30 (89459-44)	1:4	53.6	53.2	1,934.0	11.0	
					<i>Total Perm-X UL 30-30 Applied: 24.0</i>				
					<i>Jonesboro Zone 10A Totals:</i>	130.6	109.2	3,970.1	24.0

Jonesboro Zone 10B Applications

July 2021	07/15/2021	Jonesboro	Perm-X UL 30-30 (89459-44)	1:3	65.0	40.0	1,454.4	7.0
	07/20/2021	Jonesboro	Perm-X UL 30-30 (89459-44)	1:3	53.0	38.0	1,381.7	13.0

Month	Date	Municipality	Chemical	Mix Ratio	Trip Miles	Spray Miles	Spray Acres	Gallons Sprayed
	07/26/2021	Jonesboro	Perm-X UL 30-30 (89459-44)	1:3	57.4	41.6	1,514.0	11.0
Total Perm-X UL 30-30 Applied: 31.0								
Jonesboro Zone 10B Totals:					175.4	119.6	4,350.1	31.0
Jonesboro Zone 11 Applications								
July 2021	07/07/2021	Jonesboro	Perm-X UL 30-30 (89459-44)	1:3	41.0	34.0	1,236.2	12.0
	07/15/2021	Jonesboro	Perm-X UL 30-30 (89459-44)	1:4	45.0	28.0	1,018.1	7.0
	07/19/2021	Jonesboro	Perm-X UL 30-30 (89459-44)	1:3	51.0	36.4	1,323.5	11.0
Total Perm-X UL 30-30 Applied: 30.0								
Jonesboro Zone 11 Totals:					137.0	98.4	3,577.8	30.0
Grand Totals:					2,897.7	2,321.7	84,751.1	534.0

Craighead County

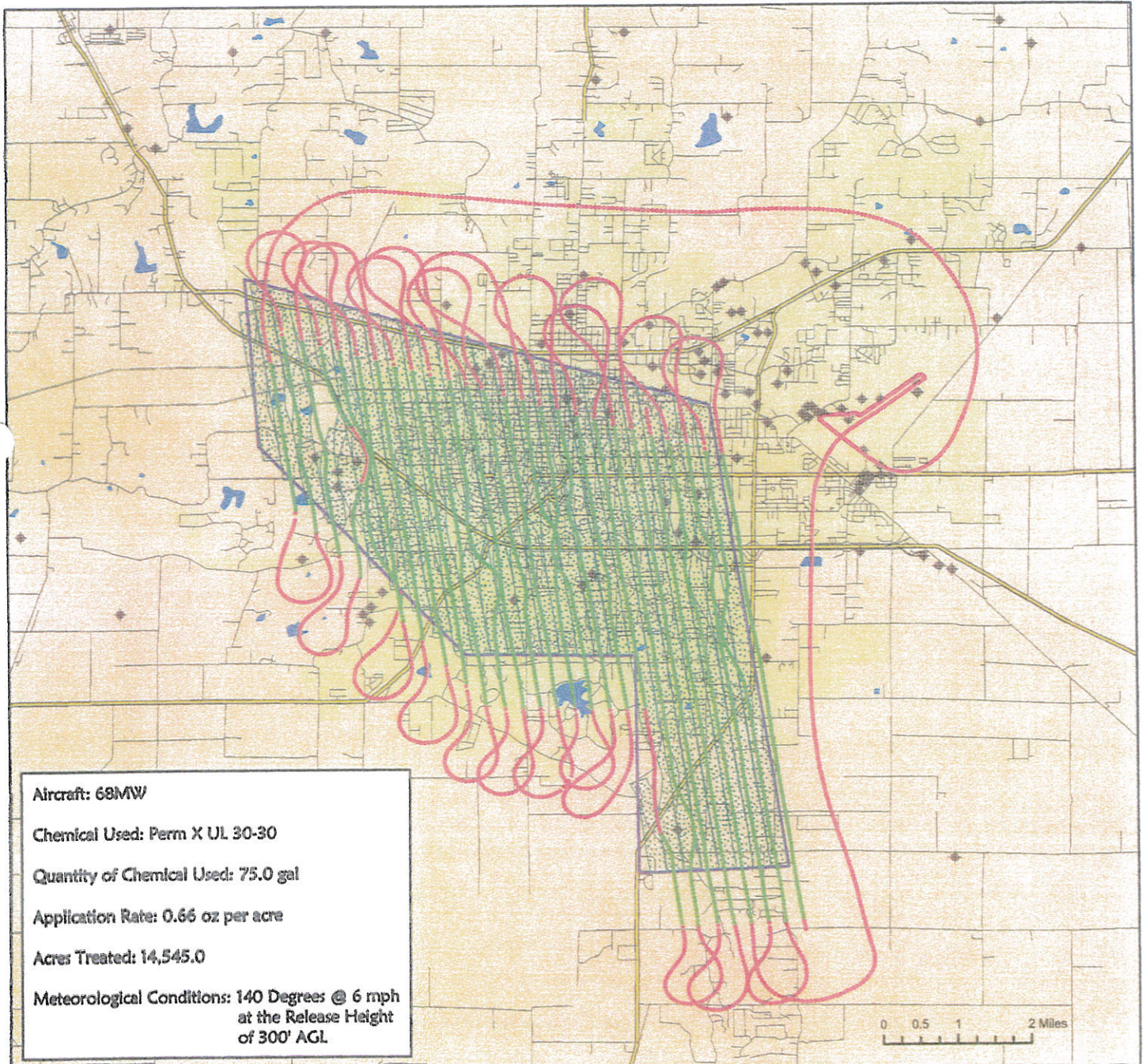
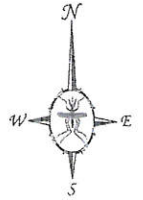


Jonesboro, Arkansas

Aerial Adulticide Application Date:
June 30, 2021




- Flight Line** (represented by a red line)
- Spray Off** (represented by a red dot)
- Spray On** (represented by a green dot)
- Towers** (represented by a diamond symbol)
- Spray Deposition** (represented by a stippled pattern)
- Treatment Areas** (represented by a blue outline)



VDCI
1320 Brookwood Dr., Suite H
Little Rock, AR 72202

These map products were developed for use by VDCI for its internal purposes only and were not designed or intended for general use by members of the public. VDCI makes no representation or warranty as to its accuracy, timeliness, or completeness, and in particular, its accuracy in labelling or displaying dimensions, contours, property boundaries, or placement or location of any map features thereon. © 2021 VDCI. All rights reserved.

Craighead County

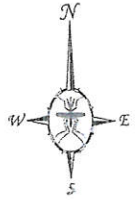


Jonesboro, Arkansas

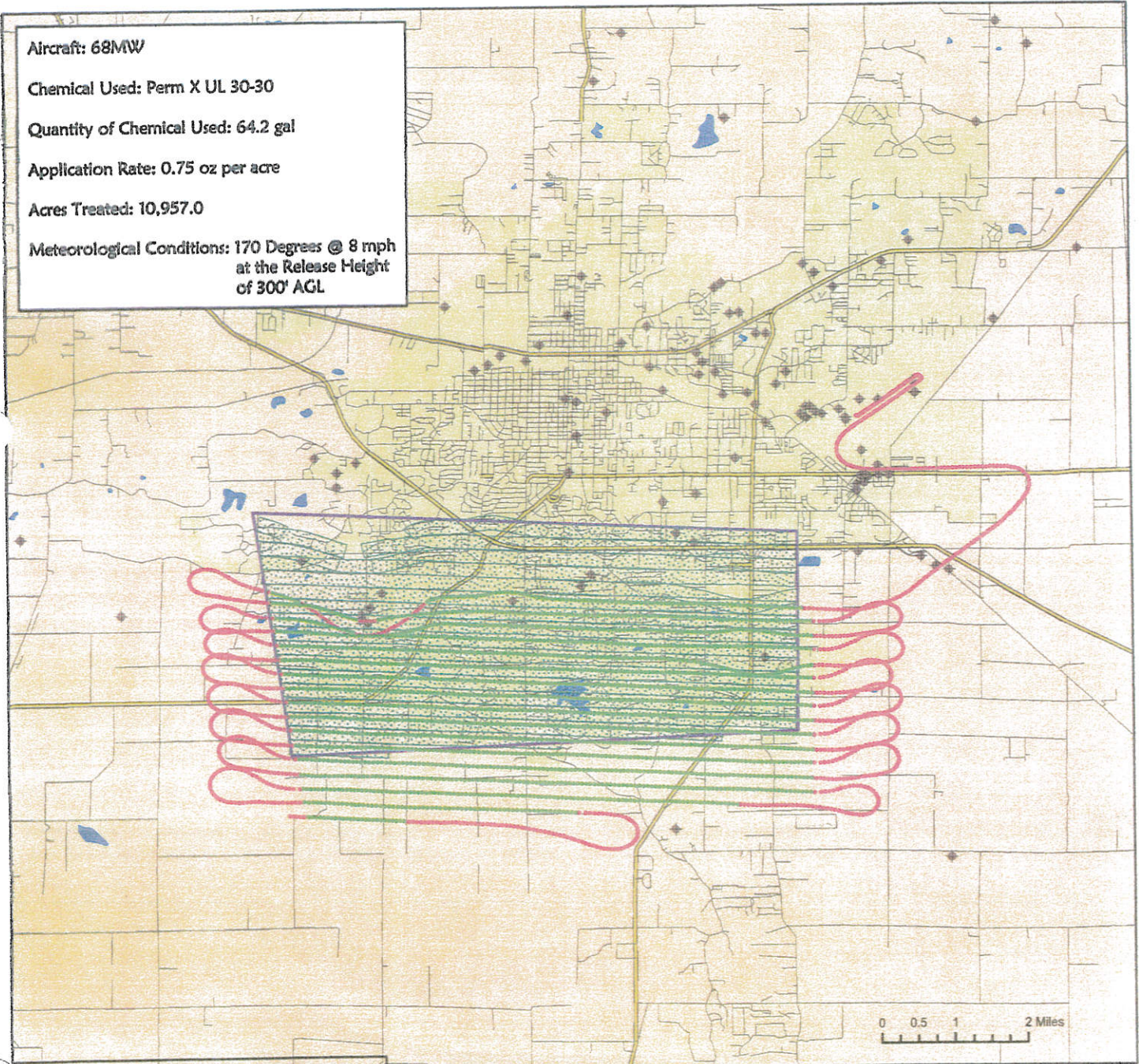
Aerial Adulticide Application Date:
July 14, 2021



- Flight Line
- Spray Off
- Spray On
- Towers
- Spray Deposition
- Treatment Areas



Aircraft: 68MW
Chemical Used: Perm X UL 30-30
Quantity of Chemical Used: 64.2 gal
Application Rate: 0.75 oz per acre
Acres Treated: 10,957.0
Meteorological Conditions: 170 Degrees @ 8 mph
at the Release Height
of 300' AGL




0 0.5 1 2 Miles

Pemiscot County
VDCI
1320 Brookwood Dr., Suite H
Little Rock, AR 72202

Havti, Missouri
These maps were developed for use by VDCI for its internal purposes only and were not designed or intended for general use by members of the public. VDCI does not represent any warranty as to its accuracy, timeliness, or completeness, and in particular its accuracy in depicting or displaying dimensions, contours, property boundaries, or other information on any map. Facilities thereon. © 2021 VDCI. All rights reserved.

Craighead County

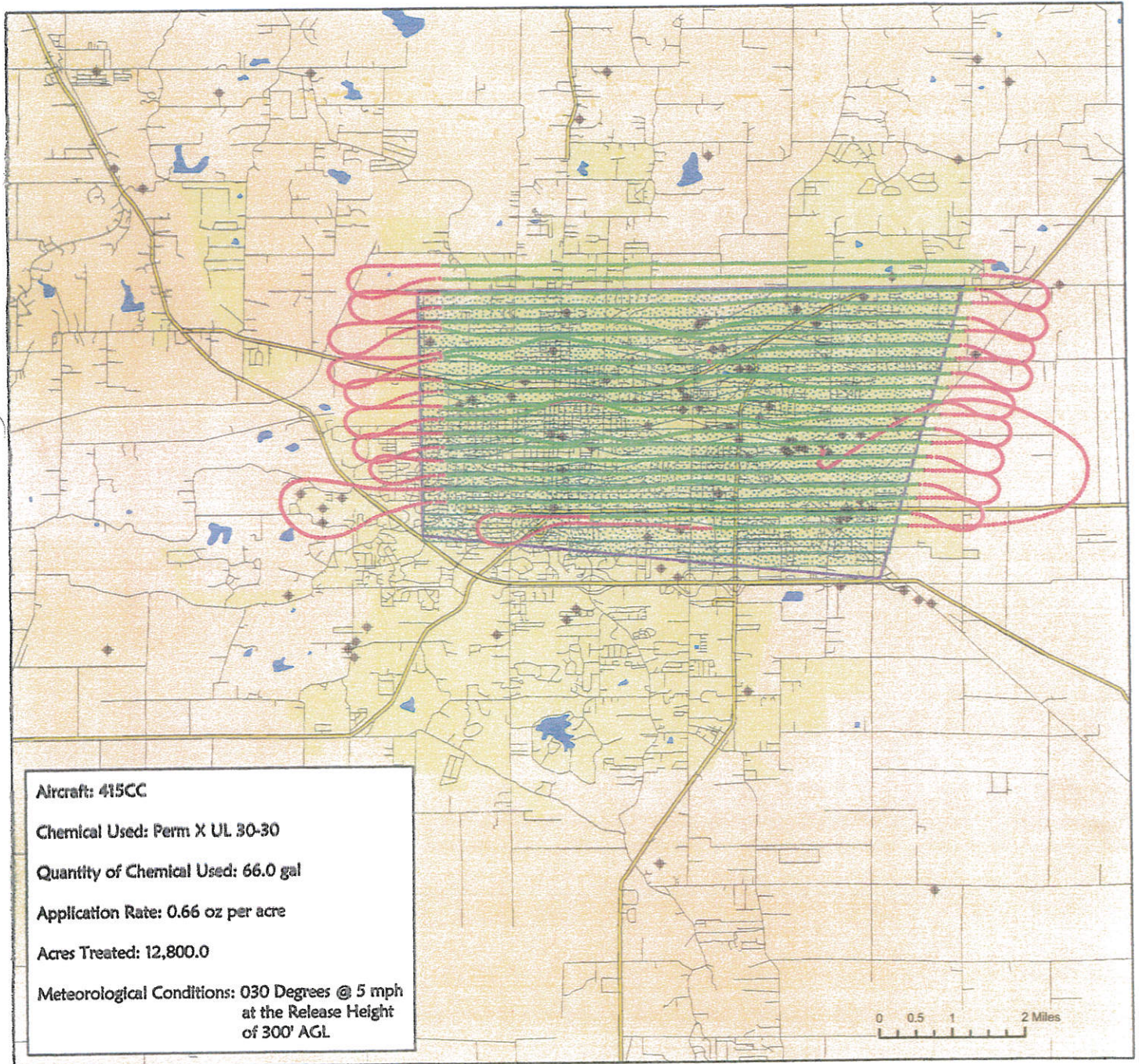
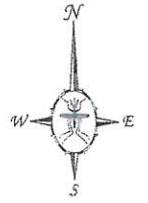


Jonesboro, Arkansas

Aerial Adulicide Application Date:
July 20, 2021



- Flight Line
- Spray Off
- Spray On
- Towers
- Spray Deposition
- Treatment Areas



Aircraft: 415CC
Chemical Used: Perm X UL 30-30
Quantity of Chemical Used: 66.0 gal
Application Rate: 0.66 oz per acre
Acres Treated: 12,800.0
Meteorological Conditions: 030 Degrees @ 5 mph
at the Release Height
of 300' AGL