

Vector Disease Control, Inc.

Mosquito Surveillance and Control Report

for the

**City of
Jonesboro**


**September/October 2022
Year-End**

219 Highway 64 E • Jonesboro, AR 72396

T- 855.933.6939 • F- 870.933.0122

www.vdci.net





City of Jonesboro Activity Report

September/October 2022


- Vector Disease Control, Inc. (VDCI) provides a proven, scientific approach to mosquito control for the City of Jonesboro. VDCI's operations include larval and adult mosquito surveillance followed by the application of larvicides and adulticides.

Mosquito Surveillance

VDCI has utilized a total of (7) New Jersey light traps placed in residential and recreational areas throughout Jonesboro during this reporting period. These traps collected an average of 55.12 mosquitoes per trap night (313 total mosquitoes) during this time.

Larval Control Activity

Permanent water, flood water, artificial containers, and drainage system sites are inspected for larval mosquito breeding on a regular basis. In total, 6 sites were inspected with 1 sites having mosquito larvae present. As a result of these inspections,.32 oz. of granular BTI (Aquabac 200g) was applied to these mosquito breeding sites. Additionally, VDCI is continuing to eliminate breeding habitats for artificial container mosquitoes by targeting bird baths, buckets, tires, etc.

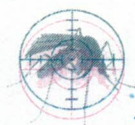


Adult Mosquito Control Activity

In response to community events and mosquito surveillance data, VDCI applied adulticide (15) truck night for this reporting period. All adulticide ULV applications were made with truck-mounted ULV units equipped with GPS-enabled monitors. During this period, a total of 689.70 spray miles (25,077.50 acres) was treated with a total of 144.00 gallons of adulticide in residential areas. In addition to routine truck spraying, VDCI has responded to 32 service requests and adulticide all parks and special events during this month.

Summary

Throughout this reporting period, VDCI has continued to provide exceptional control of larval and adult mosquito populations. VDCI will remain diligent in our surveillance and control activities to prevent a significant increase in the mosquito population. Based on recent weather conditions VDCI expects the trend of routine adulticiding and larviciding to continue. However, if VDCI detects a significant rise in the mosquito population we will increase larval and adult control. As always, we welcome residents with any mosquito related questions or concerns to contact VDCI's Jonesboro office at 855.933.6939.

**Adulticiding:**

Total chemical sprayed: 1,051.80 gallons

Total nights sprayed: 131

Total miles treated: 5,299.70

Total acres treated: 191,398.70

Service Request Total: 101

Larviciding:

Total larvicide used: 275 ounces

Total inspection sites treated: 84

Light Trap Surveillance:

Total mosquitoes collected: 3,515

Total mosquitoes: 694.34 averages

Total species collected: 3

Aerials:

Aerial Sprays: 12

Total Gallons: 578

Total Acres: 107,649



Ground Adulicide Applications

Start Date: 09/01/2022 End Date: 10/31/2022

Jonesboro

Month	Date	Municipality	Chemical	Mix Ratio	Trip Miles	Spray Miles	Spray Acres	Gallons Sprayed
Jonesboro Zone 01 Applications								
September 2022	09/01/2022	Jonesboro	Permanone 30-30 (General Use) (432-1235)	1:3	40.2	33.2	1,207.9	7.0
	09/16/2022	Jonesboro	Permanone 30-30 (General Use) (432-1235)	1:3	53.9	53.5	1,946.7	11.0
	09/16/2022	Jonesboro	Permanone 30-30 (General Use) (432-1235)	1:3	51.2	42.2	1,535.5	5.0
	09/23/2022	Jonesboro	Permanone 30-30 (General Use) (432-1235)	1:3	52.4	46.0	1,674.0	11.0
Total Permanone 30-30 (General Use) Applied: 34.0								
Jonesboro Zone 01 Totals:					197.6	175.0	6,364.1	34.0
Jonesboro Zone 04B Applications								
September 2022	09/21/2022	Jonesboro	Permanone 30-30 (General Use) (432-1235)	1:3	54.5	54.2	1,970.4	12.0
Total Permanone 30-30 (General Use) Applied: 12.0								
Jonesboro Zone 04B Totals:					54.5	54.2	1,970.4	12.0
Jonesboro Zone 05A Applications								
September 2022	09/06/2022	Jonesboro	Permanone 30-30 (General Use) (432-1235)	1:3	53.5	52.5	1,907.1	11.0
	09/21/2022	Jonesboro	Permanone 30-30 (General Use) (432-1235)	1:3	69.1	54.4	1,976.9	12.0

Vector Disease Control International

2221 N Church St
Jonesboro, AR 72401

Month	Date	Municipality	Chemical	Mix Ratio	Trip Miles	Spray Miles	Spray Acres	Gallons Sprayed
Jonesboro Zone 05A Applications								
Total Permanone 30-30 (General Use) Applied: 23.0								
Jonesboro Zone 05A Totals:					122.5	106.8	3,884.0	23.0
September 2022	09/01/2022	Jonesboro	Permanone 30-30 (General Use) (432-1235)	1:3	50.7	37.3	1,356.2	5.0
	09/08/2022	Jonesboro	Permanone 30-30 (General Use) (432-1235)	1:3	50.0	43.1	1,565.3	11.0
	09/13/2022	Jonesboro	Permanone 30-30 (General Use) (432-1235)	1:3	42.7	42.1	1,530.0	9.0
	October 2022	Jonesboro	Permanone 30-30 (General Use) (432-1235)	1:4	46.2	33.1	1,204.2	3.0
Total Permanone 30-30 (General Use) Applied: 28.0								
Jonesboro Zone 08A Totals:					189.6	155.5	5,655.8	28.0
Jonesboro Zone 08B Applications								
September 2022	09/08/2022	Jonesboro	Permanone 30-30 (General Use) (432-1235)	1:3	50.9	42.6	1,547.1	9.0
Total Permanone 30-30 (General Use) Applied: 9.0								
Jonesboro Zone 08B Totals:					50.9	42.6	1,547.1	9.0
Jonesboro Zone 10B Applications								
September 2022	09/02/2022	Jonesboro	Permanone 30-30 (General Use) (432-1235)	1:3	66.2	52.9	1,922.4	11.0
	09/09/2022	Jonesboro	Permanone 30-30 (General Use) (432-1235)	1:3	54.1	53.7	1,952.5	12.0
Total Permanone 30-30 (General Use) Applied: 23.0								
Jonesboro Zone 10B Totals:					120.4	106.6	3,874.9	23.0

Month	Date	Municipality	Chemical	Mix Ratio	Trip Miles	Spray Miles	Spray Acres	Gallons Sprayed
Jonesboro Zone 11 Applications								
September 2022	09/02/2022	Jonesboro	Permanone 30-30 (General Use) (432-1235)	1:3	57.9	49.0	1,781.3	15.0
Total Permanone 30-30 (General Use) Applied:								
					Jonesboro Zone 11 Totals:	57.9	49.0	1,781.3
					Grand Totals:	793.3	689.7	25,077.5
								144.0