

# ARMED FORCES RESERVE CENTER JONESBORO, ARKANSAS

## CONTRACT NO. W912QR-09-C-0078

### VOLUME 1 CIVIL, LIFE SAFETY, ARCHITECTURAL AND STRUCTURAL

CONTRACTOR REVIEW SET  
22 DECEMBER 2009



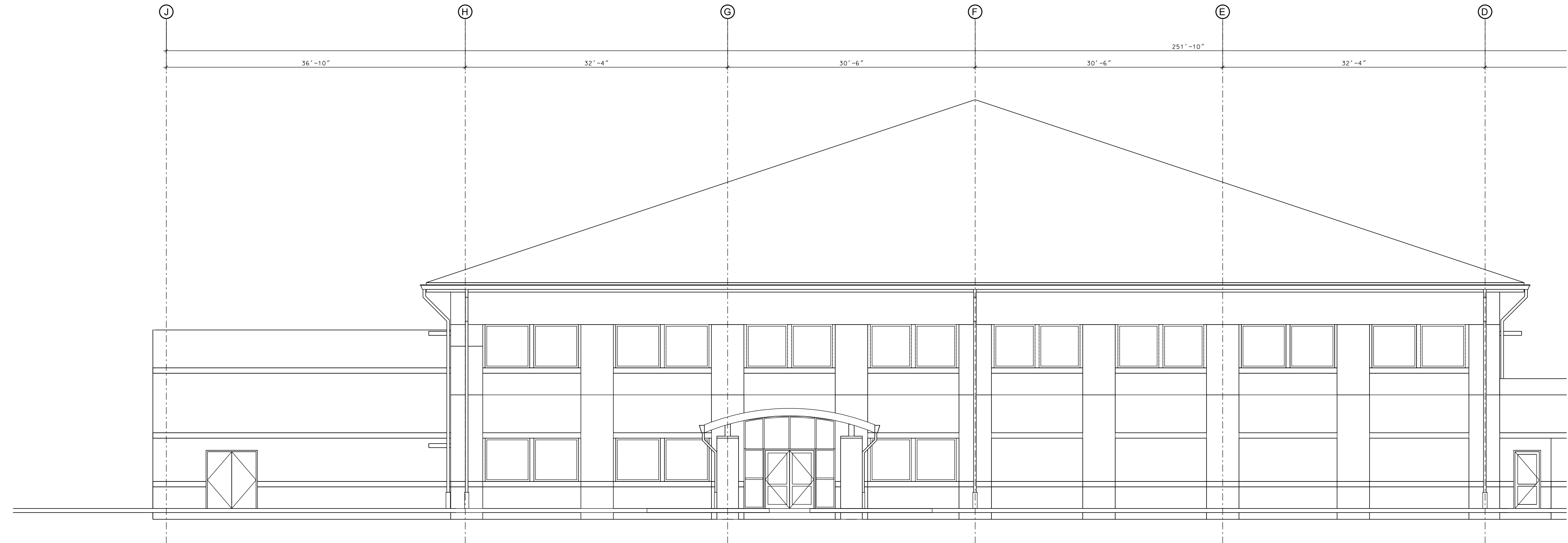
US Army Corps  
of Engineers  
Louisville District

SYMBOL	REVISIONS DESCRIPTION	DATE	APPR

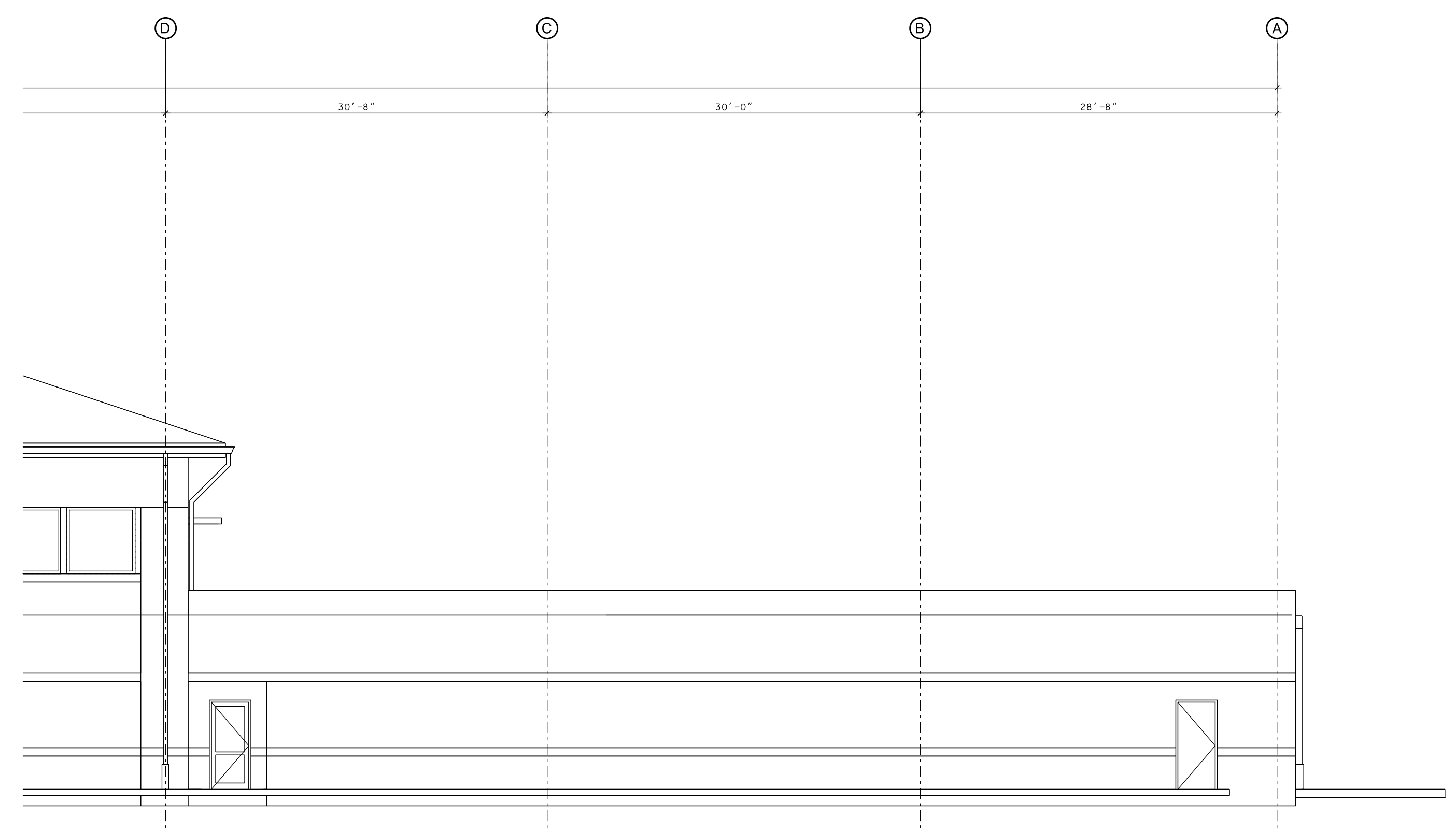
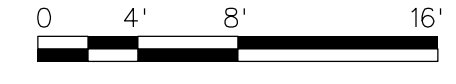
Designed by: G. LEVI	Drawn by: C. EDWARDS	Reviewed by: E. HOWINGTON	Submitted by:	Date: 22 DECEMBER 2009	Design file no.	Drawing code:	File name: Proj. code:
U.S. ARMY ENGINEER DISTRICT CORPS OF ENGINEERS LOUISVILLE DISTRICT							
Cad by: T. COLLIER							

ARMED FORCES RESERVE CENTER  
JONESBORO, ARKANSAS  
CONTRACT NO. W912QR-09-C-0078  
COVER SHEET  
VOLUME ONE


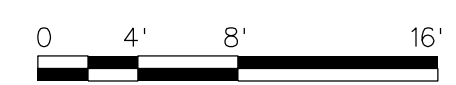
Sheet  
reference  
number:  
**G-001**  
Sheet \_\_\_ of \_\_\_



1 NORTH ELEVATION - AREA A - TRAINING CENTER  
A-201 1/8" = 1' 0"



2 NORTH ELEVATION - AREA B - TRAINING CENTER  
A-201 1/8" = 1' 0"

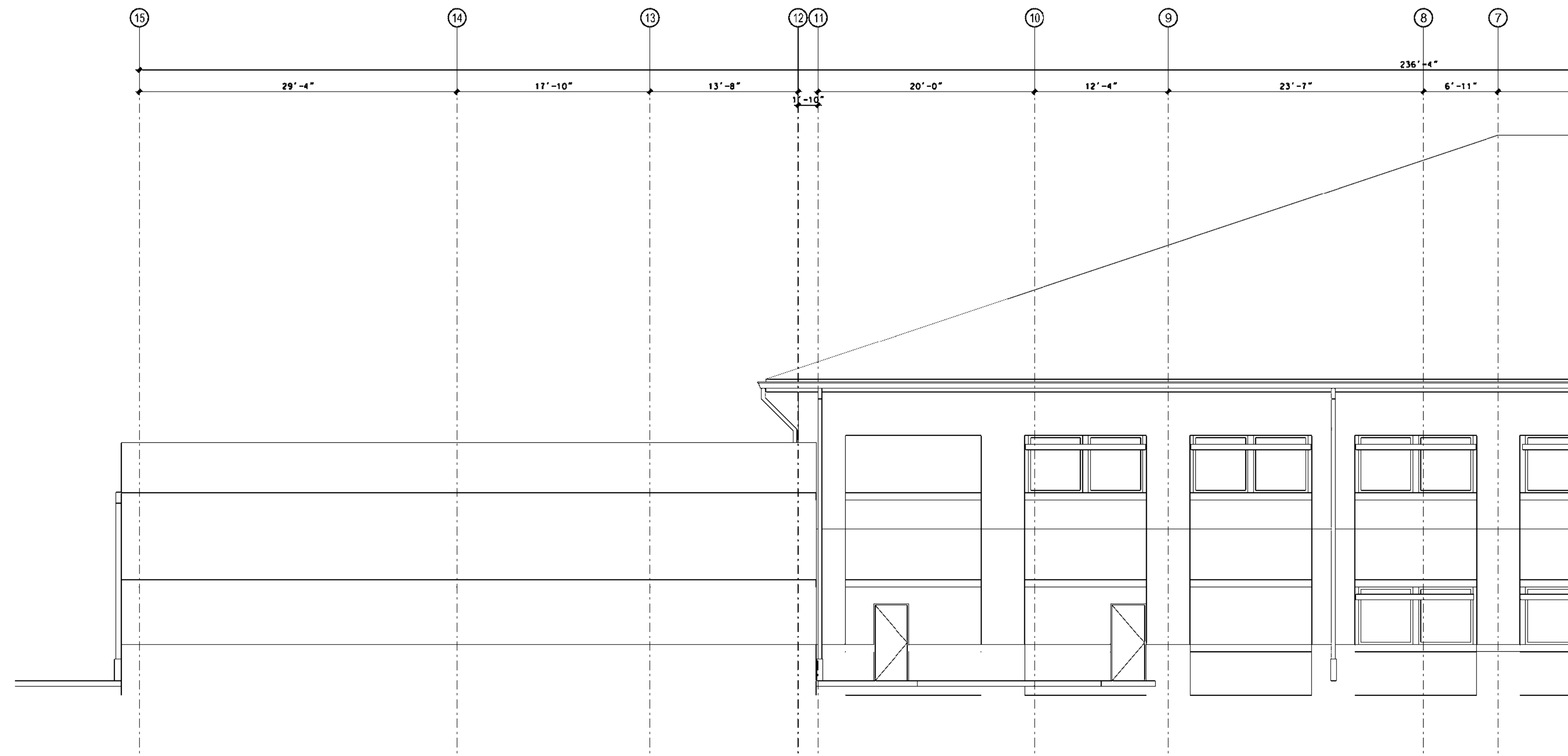


SYMBOL	REVISIONS	DATE	APPR
	DESCRIPTION		

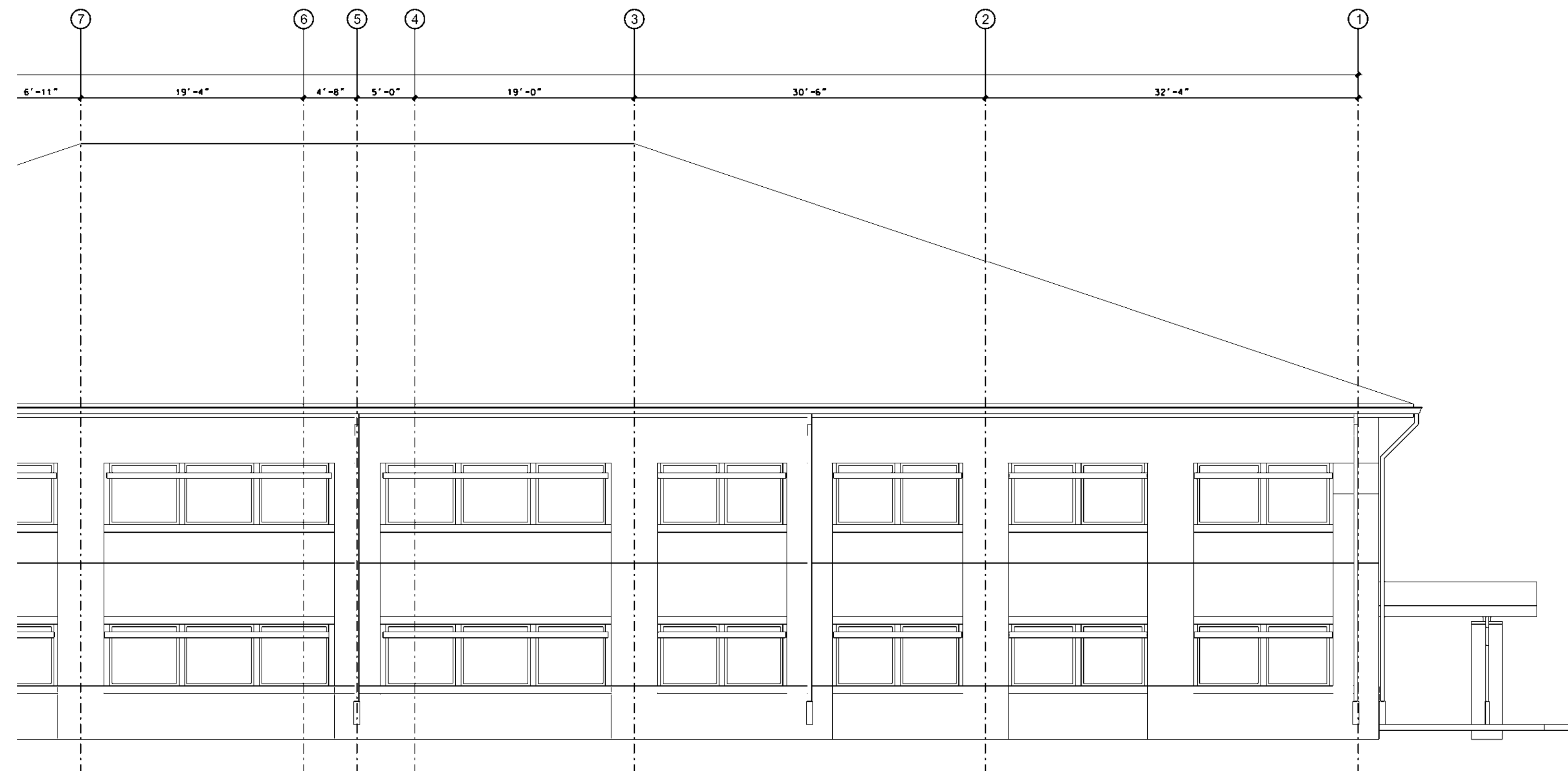

U. S. ARMY ENGINEER DISTRICT CORPS OF ENGINEERS LOUISVILLE DISTRICT  <b>YATES</b> CONSULTANTS  <b>CROWMELL</b> ARCHITECTS ENGINEERS	Designed by:	Date: 22 DECEMBER 2009
	Drawn by:	Design file no.
	Reviewed by:	Drawing code:
	Submitted by:	File name: Plot scale:

ARMED FORCES RESERVE CENTER  
 JONESBORO - ARKANSAS  
 CONTRACT NO. W912QR-09-C-0078  
 EXTERIOR ELEVATIONS  
 TRAINING CENTER

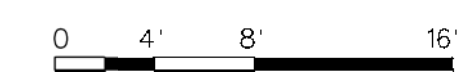
Sheet reference number:  
**A-201**  
 Sheet \_\_\_ of \_\_\_



1 EAST ELEVATION - AREA A - TRAINING CENTER  
A-202 1/8" = 1' 0"



2 EAST ELEVATION - AREA B - TRAINING CENTER  
A-202 1/8" = 1' 0"

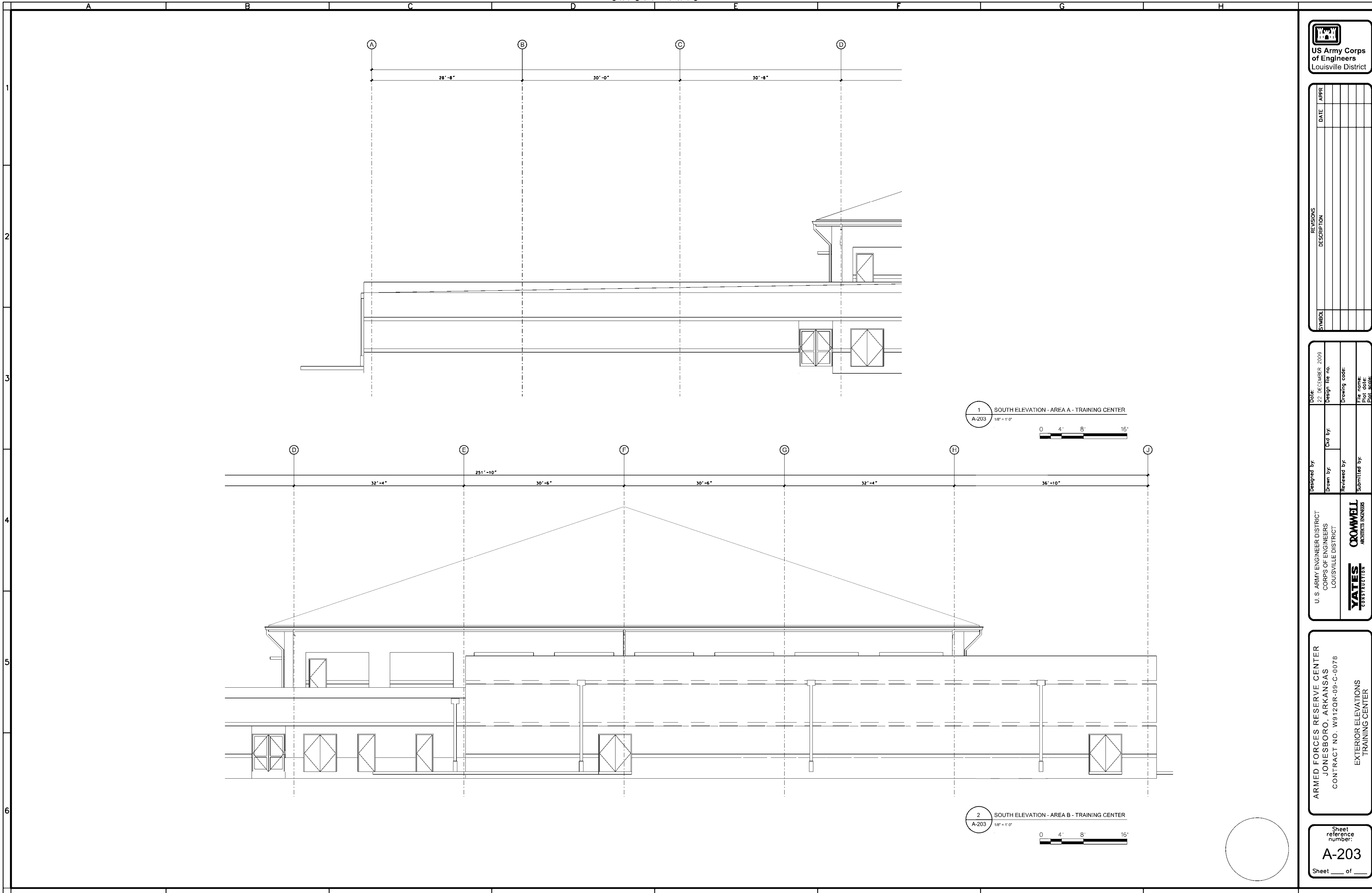


SYMBOL	REVISIONS	DATE	APPR
	DESCRIPTION		

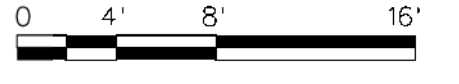
Designed by:	Date:
Drawn by:	22 DECEMBER 2009
Reviewed by:	Design file no.:
Submitted by:	Drawing code:
	File name:
	Plot scale:
U. S. ARMY ENGINEER DISTRICT CORPS OF ENGINEERS LOUISVILLE DISTRICT	
<b>YATES</b> CONSTRUCTION	
<b>CROWELL</b> ARCHITECTS ENGINEERS	

ARMED FORCES RESERVE CENTER  
JONESBORO, ARKANSAS  
CONTRACT NO. W912QR-09-C-0078  
EXTERIOR ELEVATIONS  
TRAINING CENTER

Sheet reference number:  
**A-202**  
Sheet \_\_\_ of \_\_\_



1 SOUTH ELEVATION - AREA A - TRAINING CENTER  
 A-203 1/8" = 1' 0"



2 SOUTH ELEVATION - AREA B - TRAINING CENTER  
 A-203 1/8" = 1' 0"

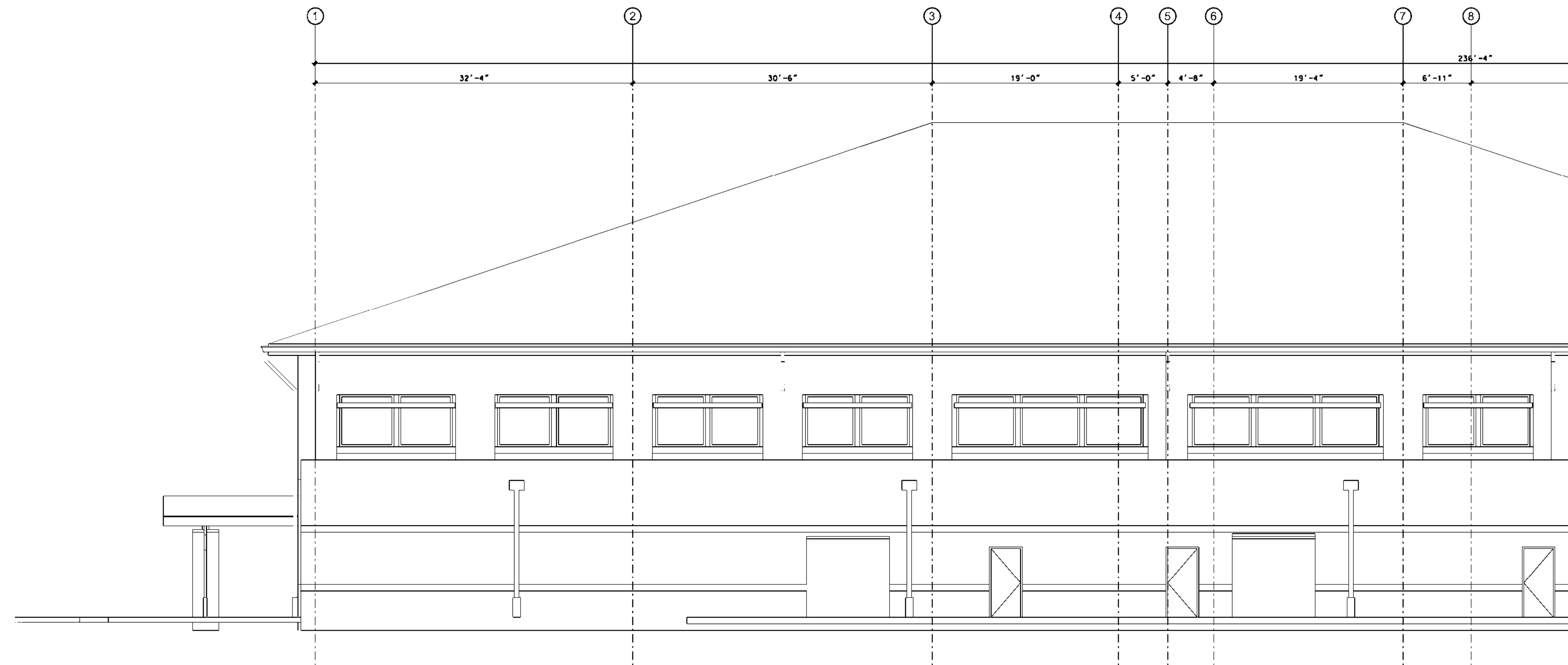


SYMBOL	REVISIONS DESCRIPTION	DATE	APPR

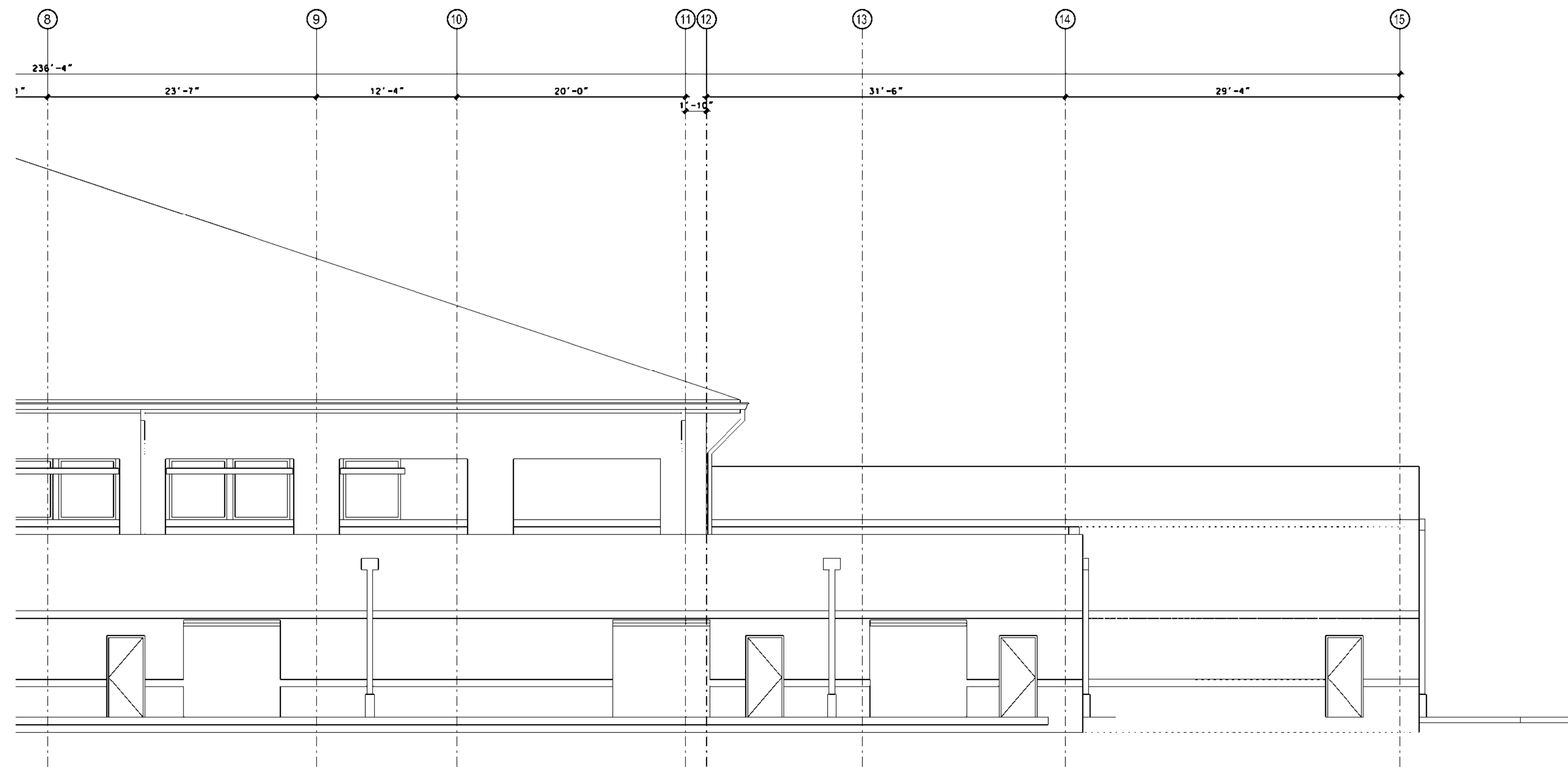
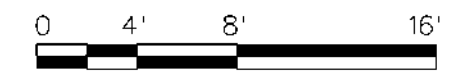
Designed by:	Drawn by:	Checked by:	Date: 22 DECEMBER 2009
Reviewed by:	Submitted by:	Design file no.:	Drawing code:
U. S. ARMY ENGINEER DISTRICT CORPS OF ENGINEERS LOUISVILLE DISTRICT		File name: Plot scale:	
YATES CONSTRUCTION		CROWELL ARCHITECTS ENGINEERS	

ARMED FORCES RESERVE CENTER  
 JONESBORO, ARKANSAS  
 CONTRACT NO. W912QR-09-C-0078  
 EXTERIOR ELEVATIONS  
 TRAINING CENTER

Sheet reference number:  
**A-203**  
 Sheet \_\_\_ of \_\_\_



1 WEST ELEVATION - AREA A - TRAINING CENTER  
A-204 1/8" = 1' 0"



2 WEST ELEVATION - AREA B - TRAINING CENTER  
A-204 1/8" = 1' 0"

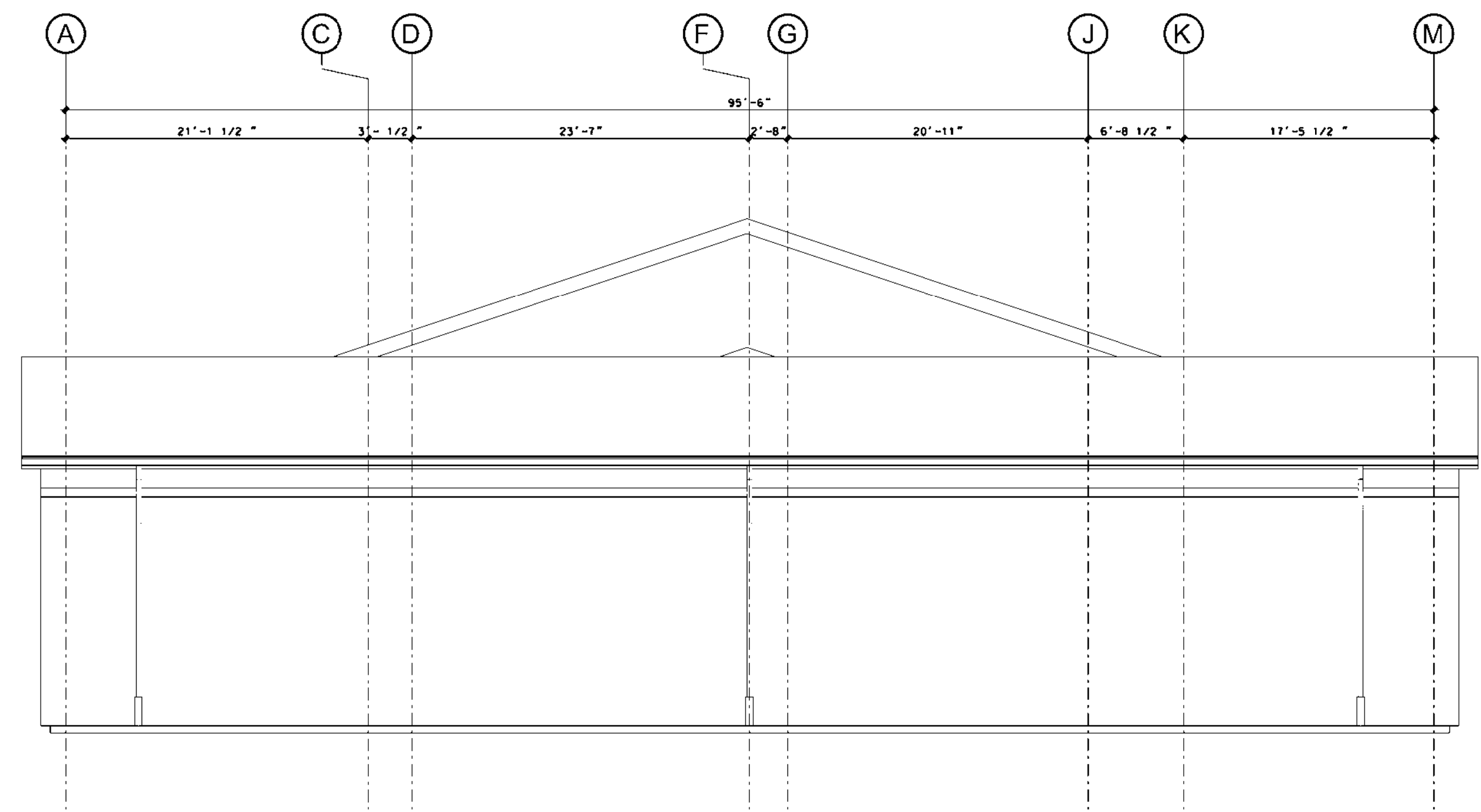


SYMBOL	REVISIONS	DATE	APPR
	DESCRIPTION		

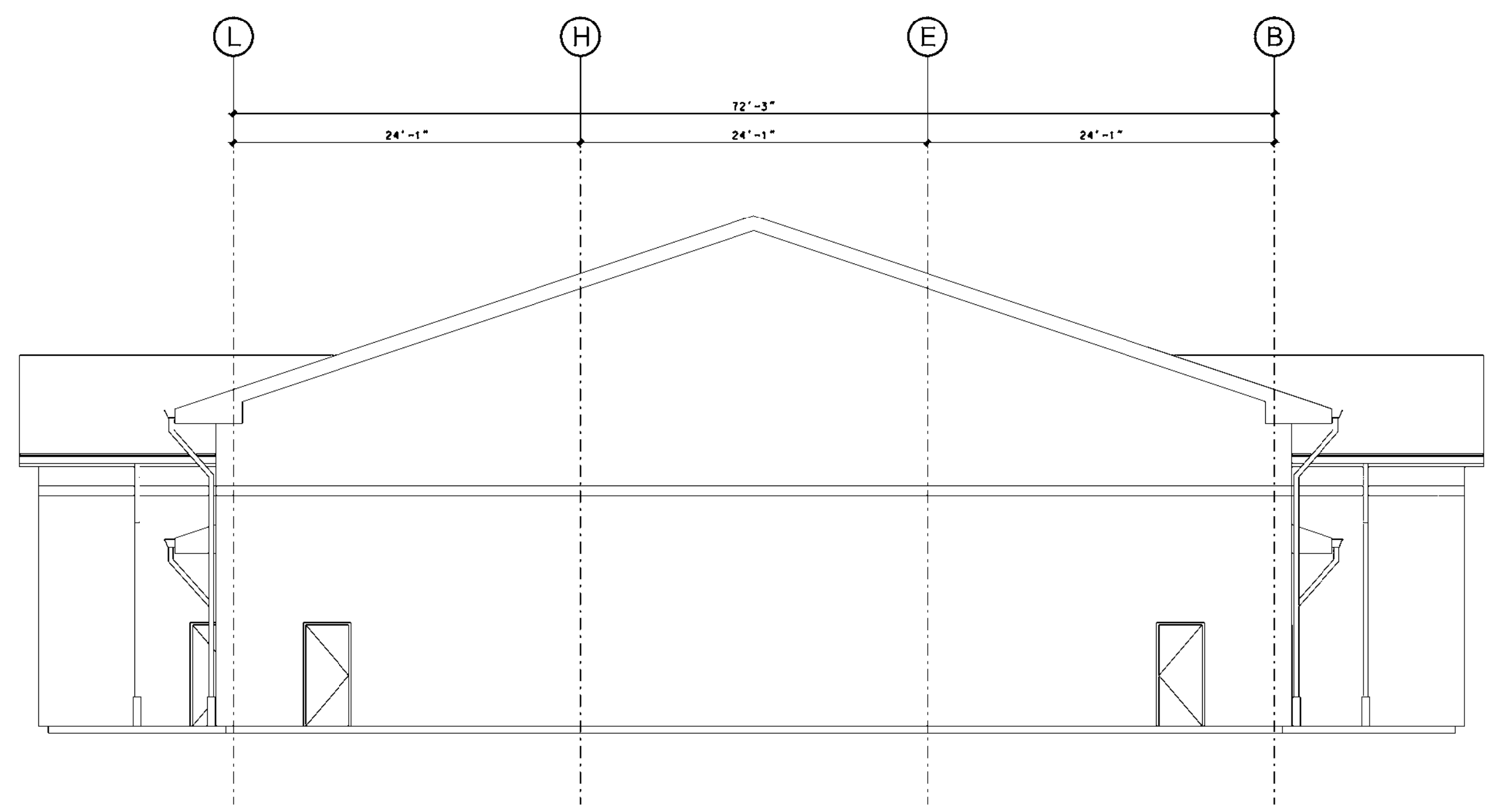
Designed by:	Date:
Drawn by:	22 DECEMBER 2009
Reviewed by:	Design file no.:
Submitted by:	Drawing code:
	File name:
	Plot scale:
U. S. ARMY ENGINEER DISTRICT CORPS OF ENGINEERS LOUISVILLE DISTRICT	
<b>YATES</b> CONSTRUCTION	
<b>CROWELL</b> ARCHITECTS ENGINEERS	

ARMED FORCES RESERVE CENTER  
JONESBORO - ARKANSAS  
CONTRACT NO. W912QR-09-C-0078  
EXTERIOR ELEVATIONS  
TRAINING CENTER

Sheet reference number:  
**A-204**  
Sheet \_\_\_ of \_\_\_



1 NORTH ELEVATION - OMS/FMS  
 A-205 1/8" = 1'0"  
 0 4' 8' 16'



2 SOUTH ELEVATION - OMS/FMS  
 A-205 1/8" = 1'0"  
 0 4' 8' 16'

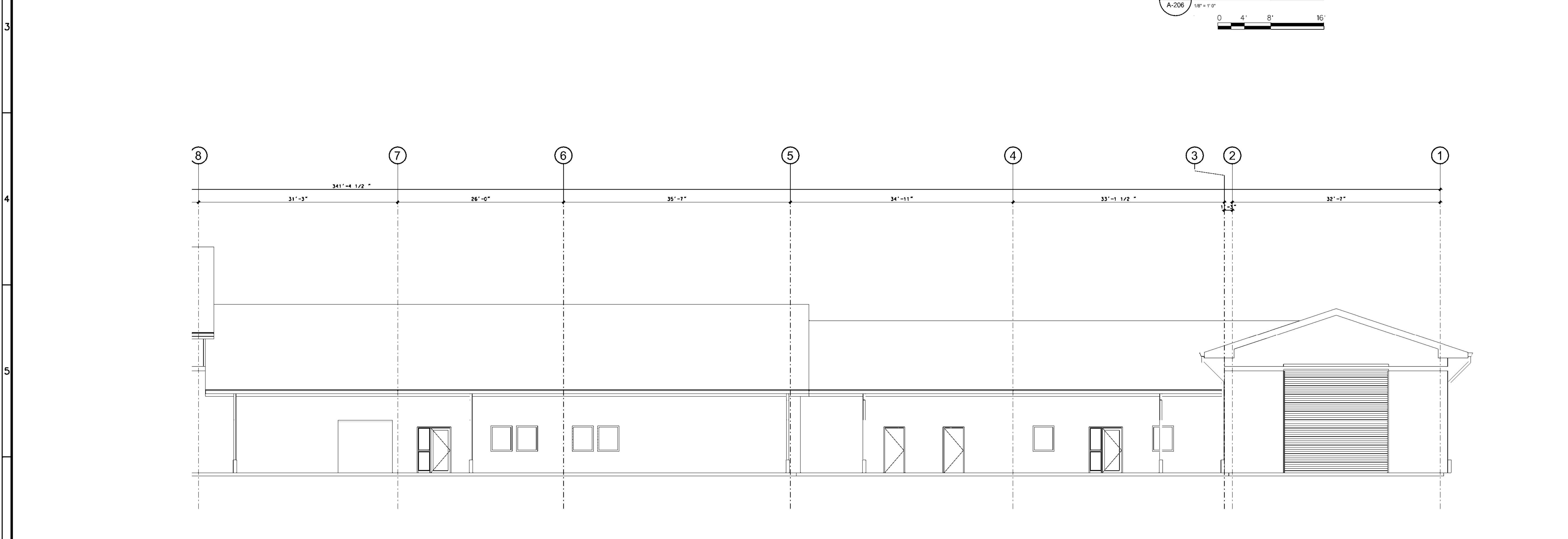


SYMBOL	REVISIONS DESCRIPTION	DATE	APPR

Designed by:	Date:	22 DECEMBER 2009
Drawn by:	Design file no.:	
Reviewed by:	Drawing code:	
Submitted by:	File name:	
	Plot scale:	
U. S. ARMY ENGINEER DISTRICT CORPS OF ENGINEERS LOUISVILLE DISTRICT <b>YATES</b> CONSTRUCTION <b>CROWELL</b> ARCHITECTS ENGINEERS		

ARMED FORCES RESERVE CENTER  
 JONESBORO, ARKANSAS  
 CONTRACT NO. W912QR-09-C-0078  
 EXTERIOR ELEVATIONS  
 OMS/FMS

Sheet reference number:  
**A-205**  
 Sheet \_\_\_ of \_\_\_



SYMBOL	REVISIONS	DATE	APPR
	DESCRIPTION		

Designed by:	Date:	22 DECEMBER 2009
Drawn by:	Design file no.:	
Reviewed by:	Drawing code:	
Submitted by:	File name:	
	Plot scale:	
U. S. ARMY ENGINEER DISTRICT CORPS OF ENGINEERS LOUISVILLE DISTRICT <b>YATES</b> CONSTRUCTION <b>CROWELL</b> ARCHITECTS ENGINEERS		

ARMED FORCES RESERVE CENTER  
 JONESBORO, ARKANSAS  
 CONTRACT NO. W912QR-09-C-0078  
 EXTERIOR ELEVATIONS  
 OMS/FMS

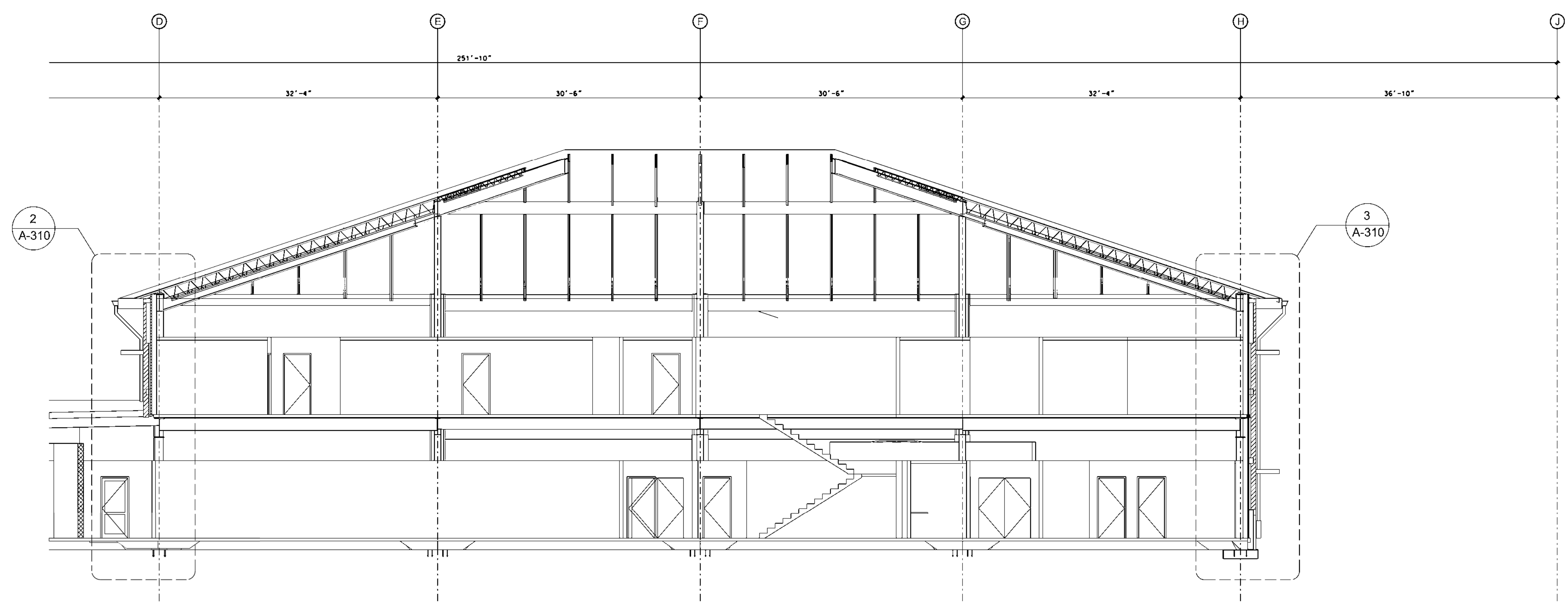
Sheet reference number:  
**A-206**  
 Sheet \_\_\_ of \_\_\_



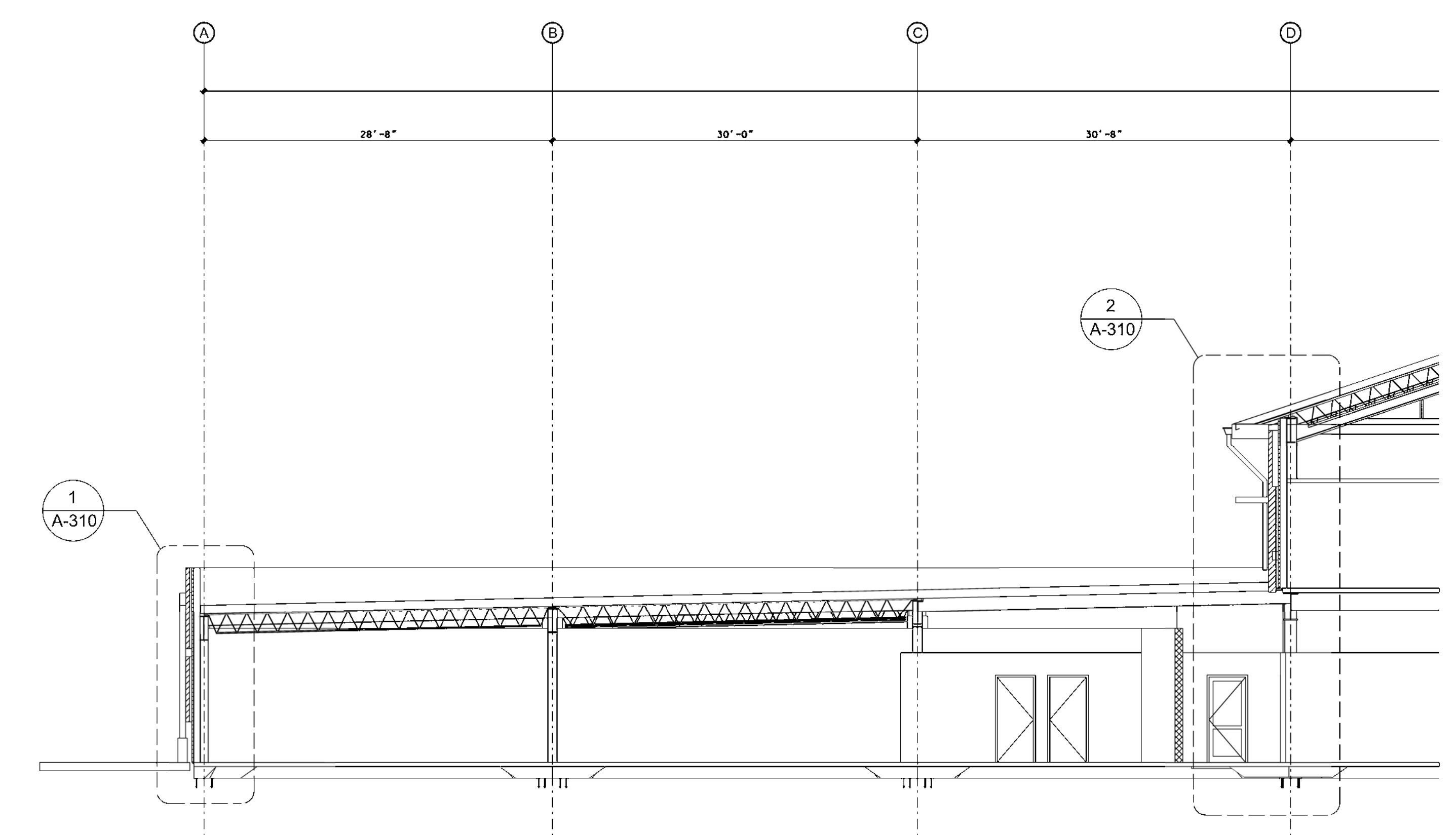








1 BUILDING SECTION - TRAINING CENTER  
 A-301 1/8" = 1' 0"  
 0 4' 8' 16'



2 BUILDING SECTION - TRAINING CENTER  
 A-301 1/8" = 1' 0"  
 0 4' 8' 16'

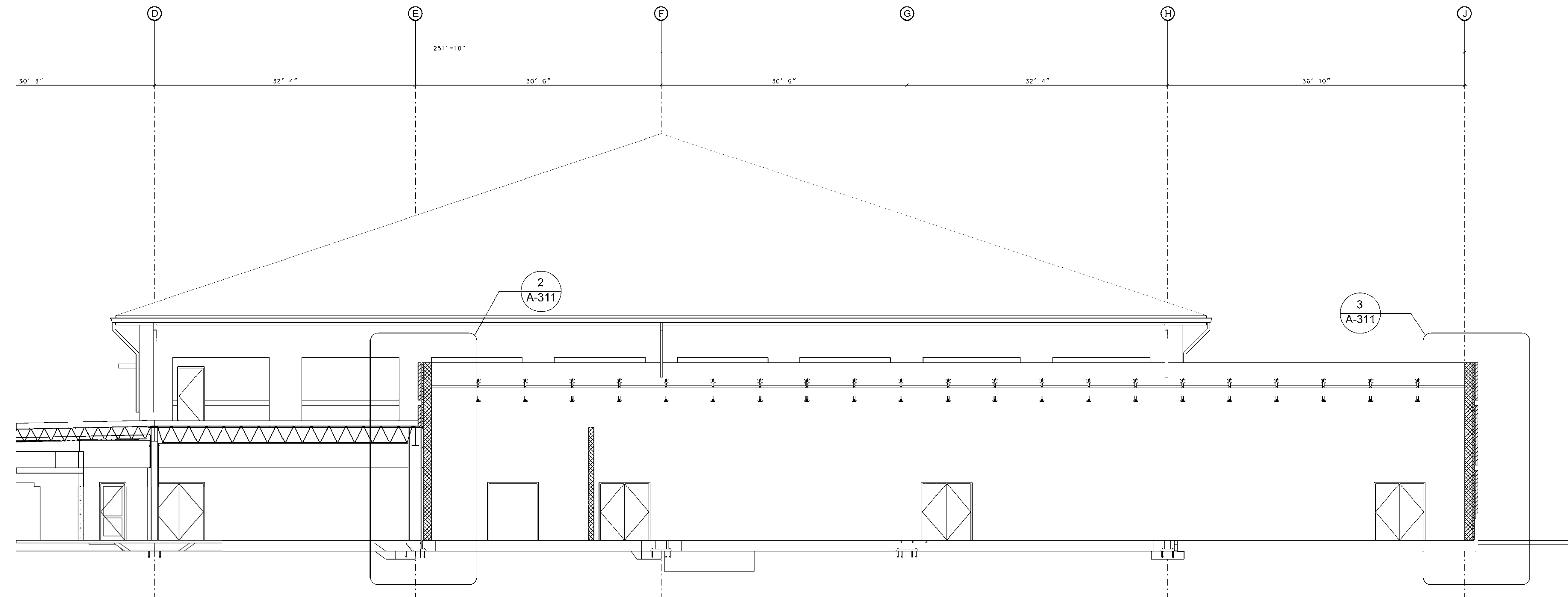


SYMBOL	REVISIONS DESCRIPTION	DATE	APPR

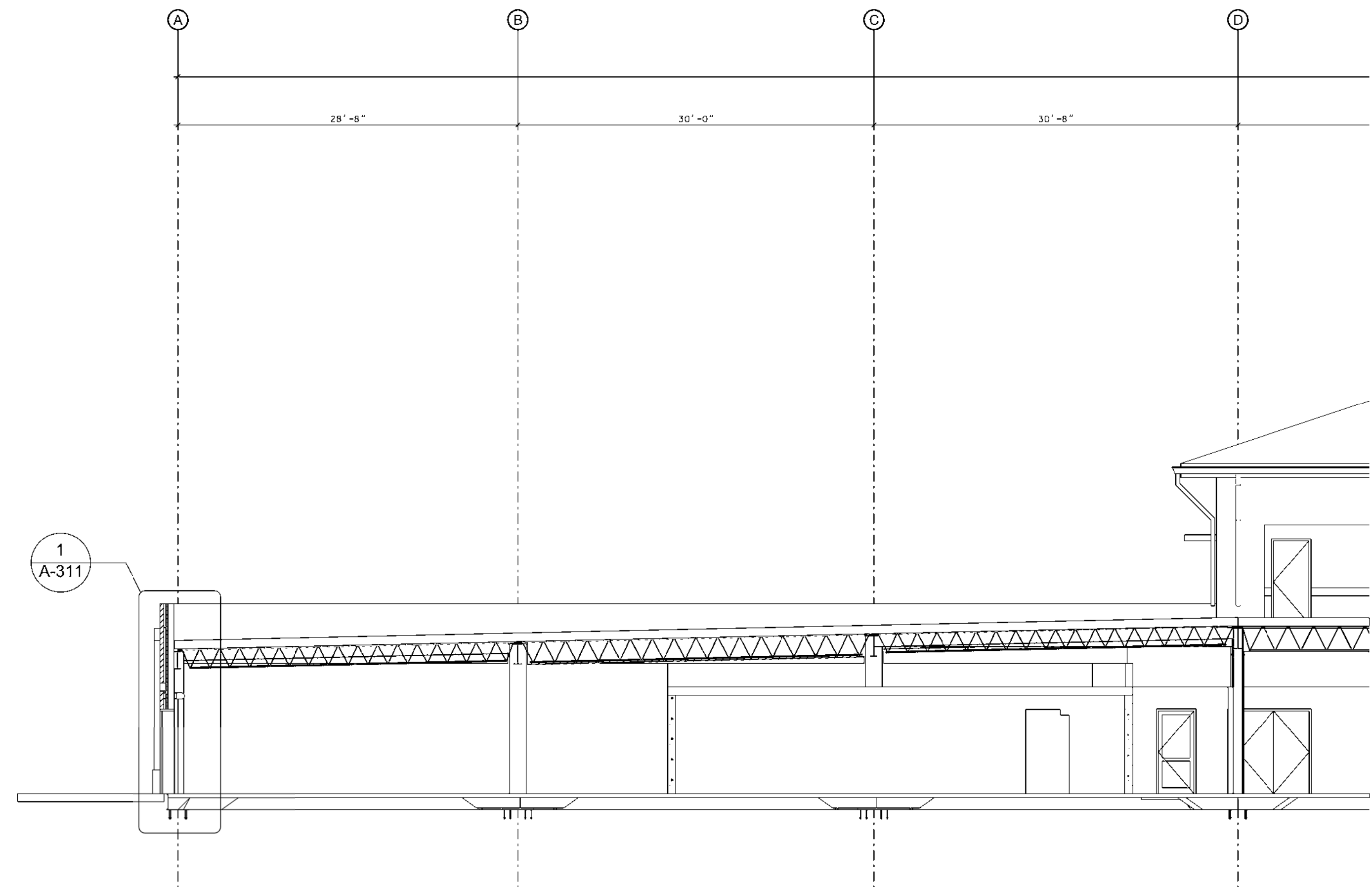
Designed by:	Drawn by:	Checked by:	Date: 22 DECEMBER 2009
Reviewed by:	Submitted by:	File name:	Design file no.
U. S. ARMY ENGINEER DISTRICT CORPS OF ENGINEERS LOUISVILLE DISTRICT	YATES CONSTRUCTION	CROMWELL ARCHITECTS ENGINEERS	Drawing code: Plot scale:

ARMED FORCES RESERVE CENTER  
 JONESBORO - ARKANSAS  
 CONTRACT NO. W912QR-09-C-0078  
 BUILDING SECTIONS  
 TRAINING CENTER

Sheet reference number:  
**A-301**  
 Sheet \_\_\_ of \_\_\_



1 BUILDING SECTION - TRAINING CENTER  
A-302 1/8" = 1' 0"



2 BUILDING SECTION - TRAINING CENTER  
A-302 1/8" = 1' 0"



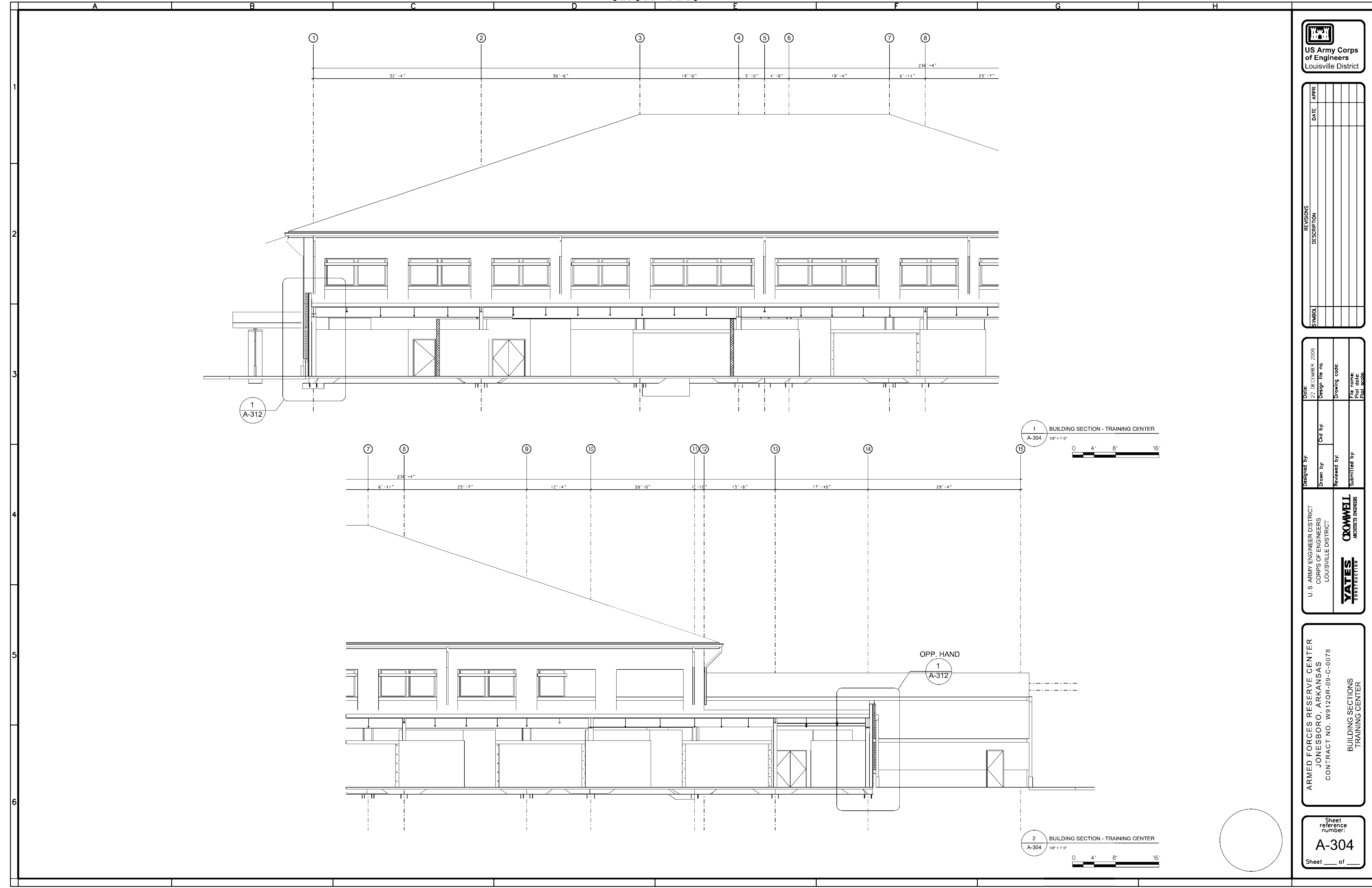
SYMBOL	REVISIONS	DATE	APPR
	DESCRIPTION		

Designed by:	Date:	22 DECEMBER 2009
Drawn by:	Design file no.:	
Reviewed by:	Drawing code:	
Submitted by:	File name:	
	Plot scale:	
U. S. ARMY ENGINEER DISTRICT CORPS OF ENGINEERS LOUISVILLE DISTRICT		

ARMED FORCES RESERVE CENTER  
JONESBORO - ARKANSAS  
CONTRACT NO. W912QR-09-C-0078  
BUILDING SECTIONS  
TRAINING CENTER

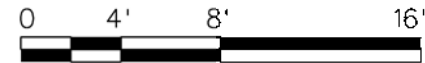
Sheet reference number:  
**A-302**  
Sheet \_\_\_ of \_\_\_





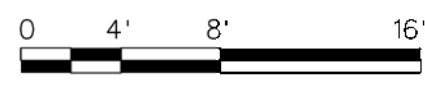
1  
A-312

1 BUILDING SECTION - TRAINING CENTER  
A-304 1/8" = 1'0"



OPP. HAND  
1  
A-312

2 BUILDING SECTION - TRAINING CENTER  
A-304 1/8" = 1'0"



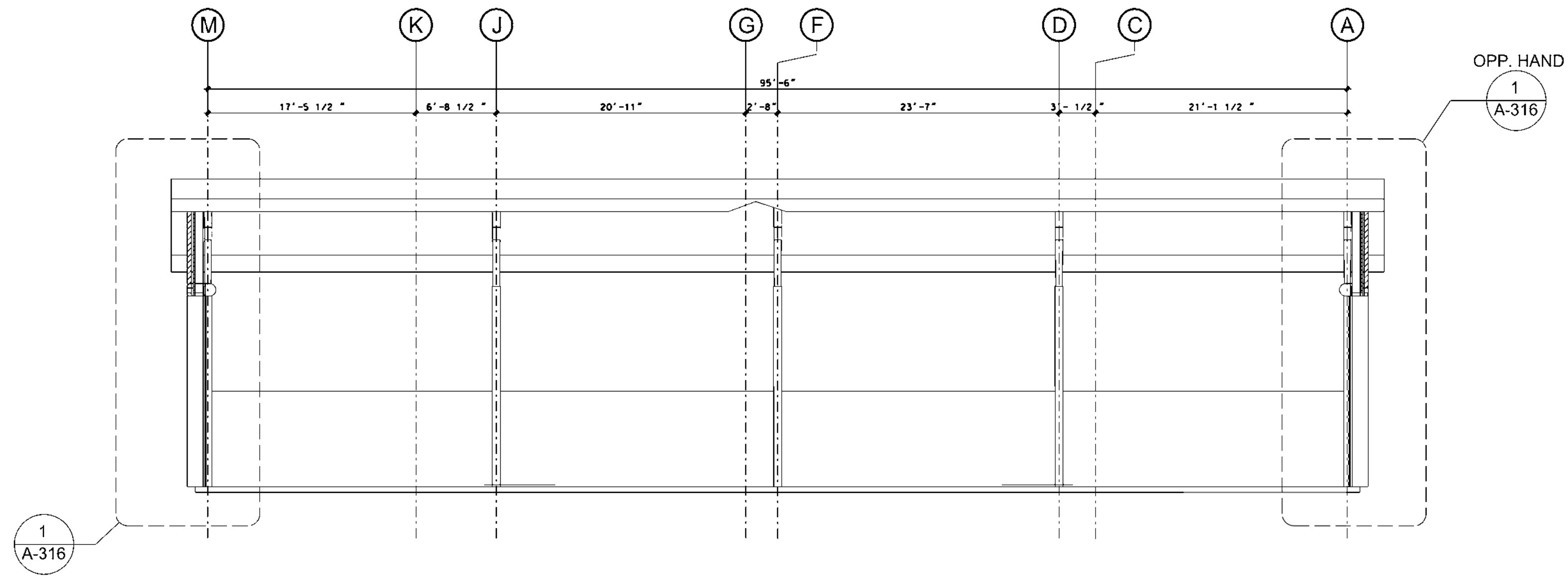
US Army Corps  
of Engineers  
Louisville District

SYMBOL	REVISIONS DESCRIPTION	DATE	APPR

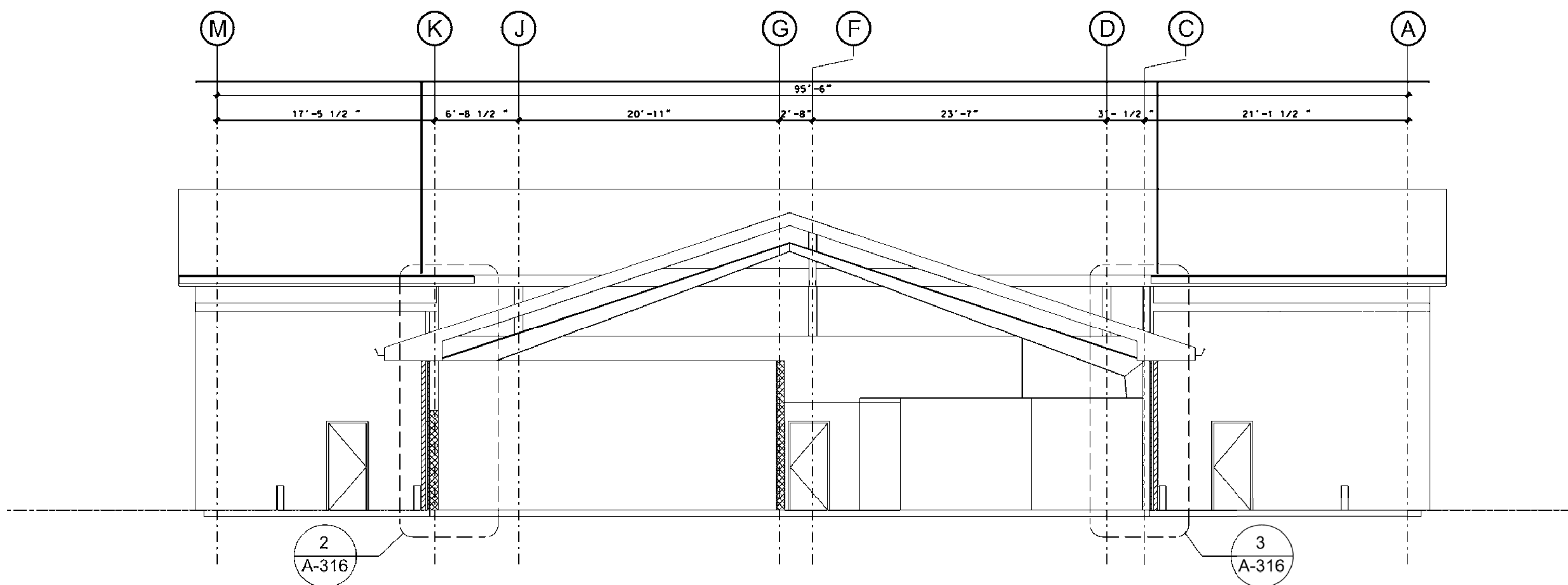
Designed by:	Date:	22 DECEMBER 2009
Drawn by:	Design file no.:	
Reviewed by:	Drawing code:	
Submitted by:	File name:	PLT.scd
U. S. ARMY ENGINEER DISTRICT CORPS OF ENGINEERS LOUISVILLE DISTRICT	U.S. ARMY ENGINEER DISTRICT CORPS OF ENGINEERS LOUISVILLE DISTRICT	
<b>YATES</b> CONSTRUCTION	<b>CROWELL</b> ARCHITECTS ENGINEERS	

ARMED FORCES RESERVE CENTER  
JONESBORO - ARKANSAS  
CONTRACT NO. W912QR-09-C-0078  
BUILDING SECTIONS  
TRAINING CENTER

Sheet  
reference  
number:  
**A-304**  
Sheet \_\_\_ of \_\_\_



1 BUILDING SECTION - OMS/FMS  
A-305 1/8" = 1' 0"  
0 4' 8' 16'



2 BUILDING SECTION - OMS/FMS  
A-305 1/8" = 1' 0"  
0 4' 8' 16'

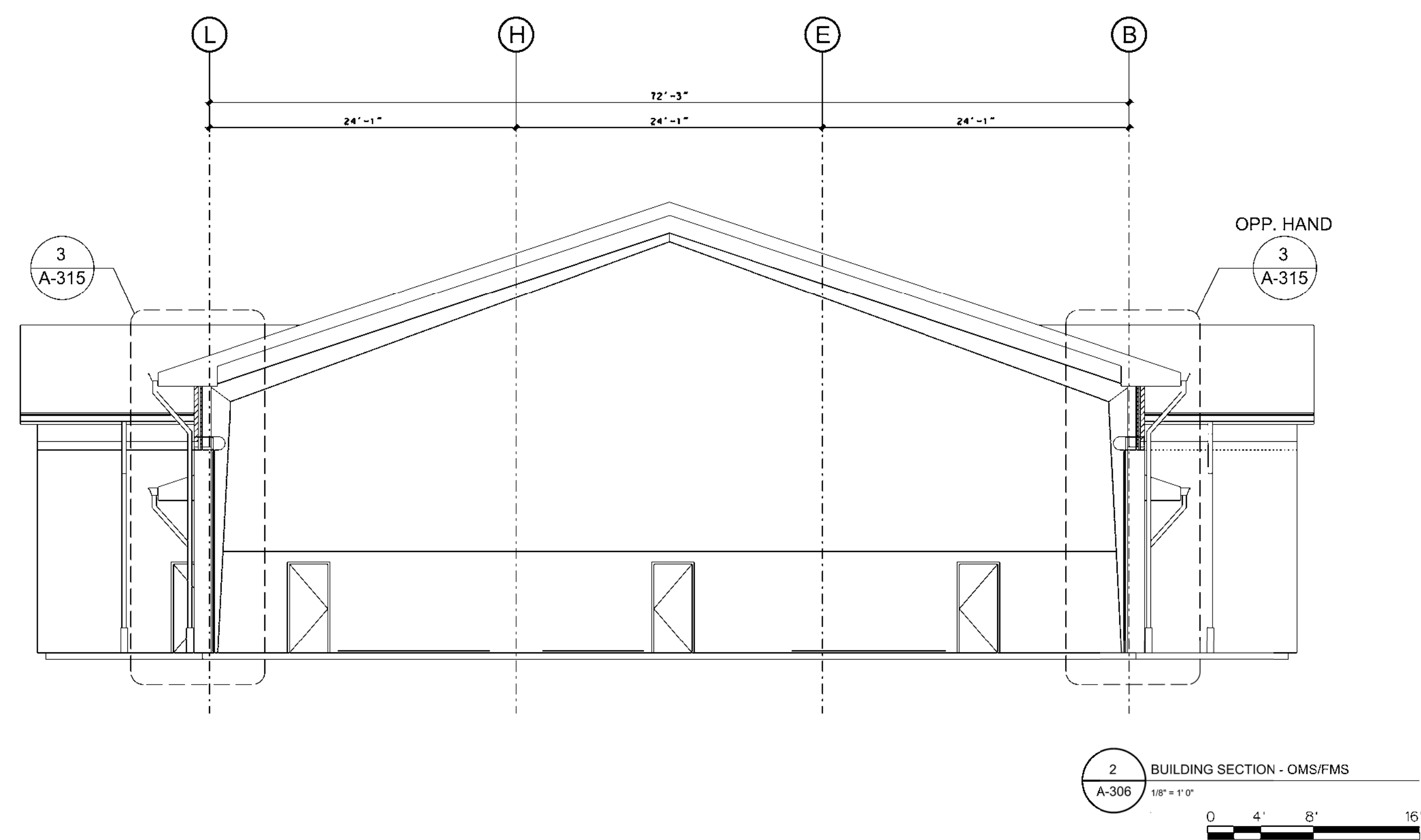
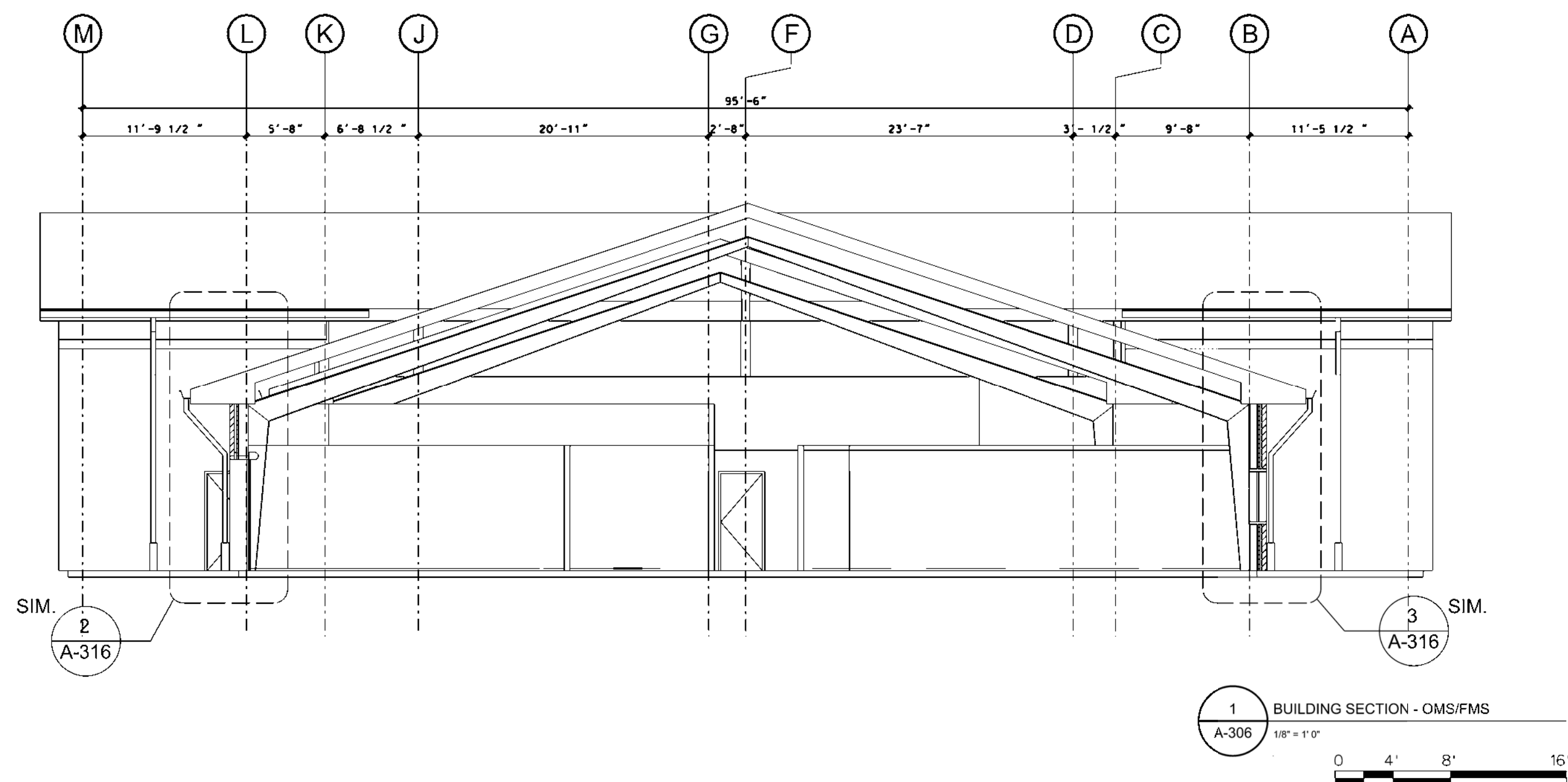


SYMBOL	REVISIONS DESCRIPTION	DATE	APPR

Designed by:	Date:	22 DECEMBER 2009
Drawn by:	Design file no.:	
Reviewed by:	Drawing code:	
Submitted by:	File name:	
	Plot scale:	
U. S. ARMY ENGINEER DISTRICT CORPS OF ENGINEERS LOUISVILLE DISTRICT		

ARMED FORCES RESERVE CENTER  
JONESBORO, ARKANSAS  
CONTRACT NO. W912QR-09-C-0078  
BUILDING SECTIONS  
OMS/FMS

Sheet reference number:  
**A-305**  
Sheet \_\_\_ of \_\_\_



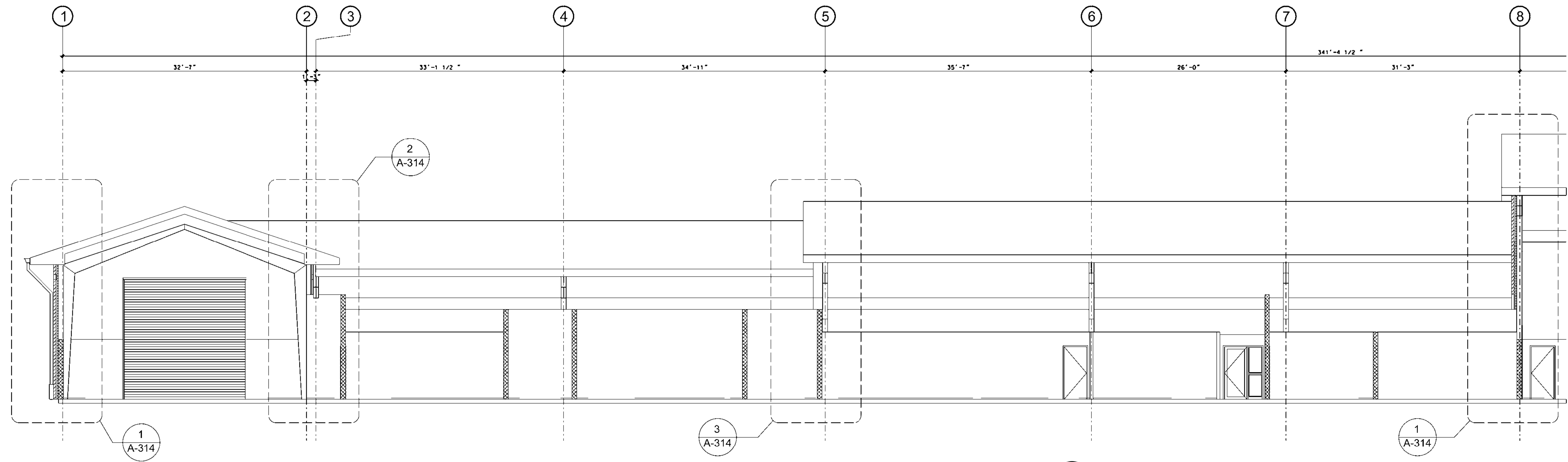
SYMBOL	REVISIONS DESCRIPTION	DATE	APPR

U.S. ARMY ENGINEER DISTRICT CORPS OF ENGINEERS LOUISVILLE DISTRICT	Designed by: Drawn by: Reviewed by: Submitted by:	Ctd by:	Date: 22 DECEMBER 2009
<b>YATES</b> CONSTRUCTION	<b>CROWELL</b> ARCHITECTS ENGINEERS	Design file no.:	Drawing code:
		File name:	Plot scale:

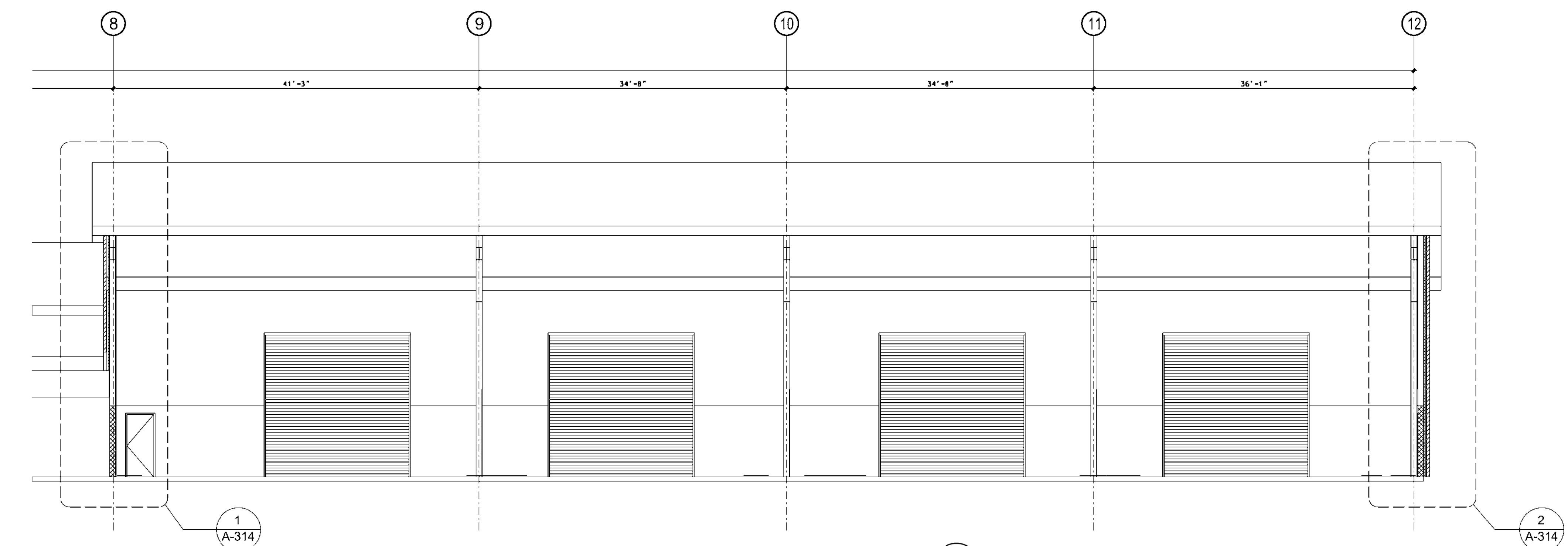
ARMED FORCES RESERVE CENTER  
JONESBORO, ARKANSAS  
CONTRACT NO. W912QR-09-C-0078  
BUILDING SECTIONS  
OMS/FMS

Sheet reference number:  
**A-306**  
Sheet \_\_\_ of \_\_\_





1 BUILDING SECTION - OMS/FMS  
 A-307 1/8" = 1'-0"  
 0 4' 8' 16'



2 BUILDING SECTION - OMS/FMS  
 A-307 1/8" = 1'-0"  
 0 4' 8' 16'



SYMBOL	REVISIONS	DATE	APPR
	DESCRIPTION		

Designed by:	Date:	22 DECEMBER 2009
Drawn by:	Design file no.:	
Reviewed by:	Drawing code:	
Submitted by:	File name:	Plot.scd
U. S. ARMY ENGINEER DISTRICT CORPS OF ENGINEERS LOUISVILLE DISTRICT <b>YATES</b> CONSTRUCTION <b>CROWELL</b> ARCHITECTS ENGINEERS		

ARMED FORCES RESERVE CENTER  
 JONESBORO, ARKANSAS  
 CONTRACT NO. W912QR-09-C-0078  
 BUILDING SECTIONS  
 OMS/FMS

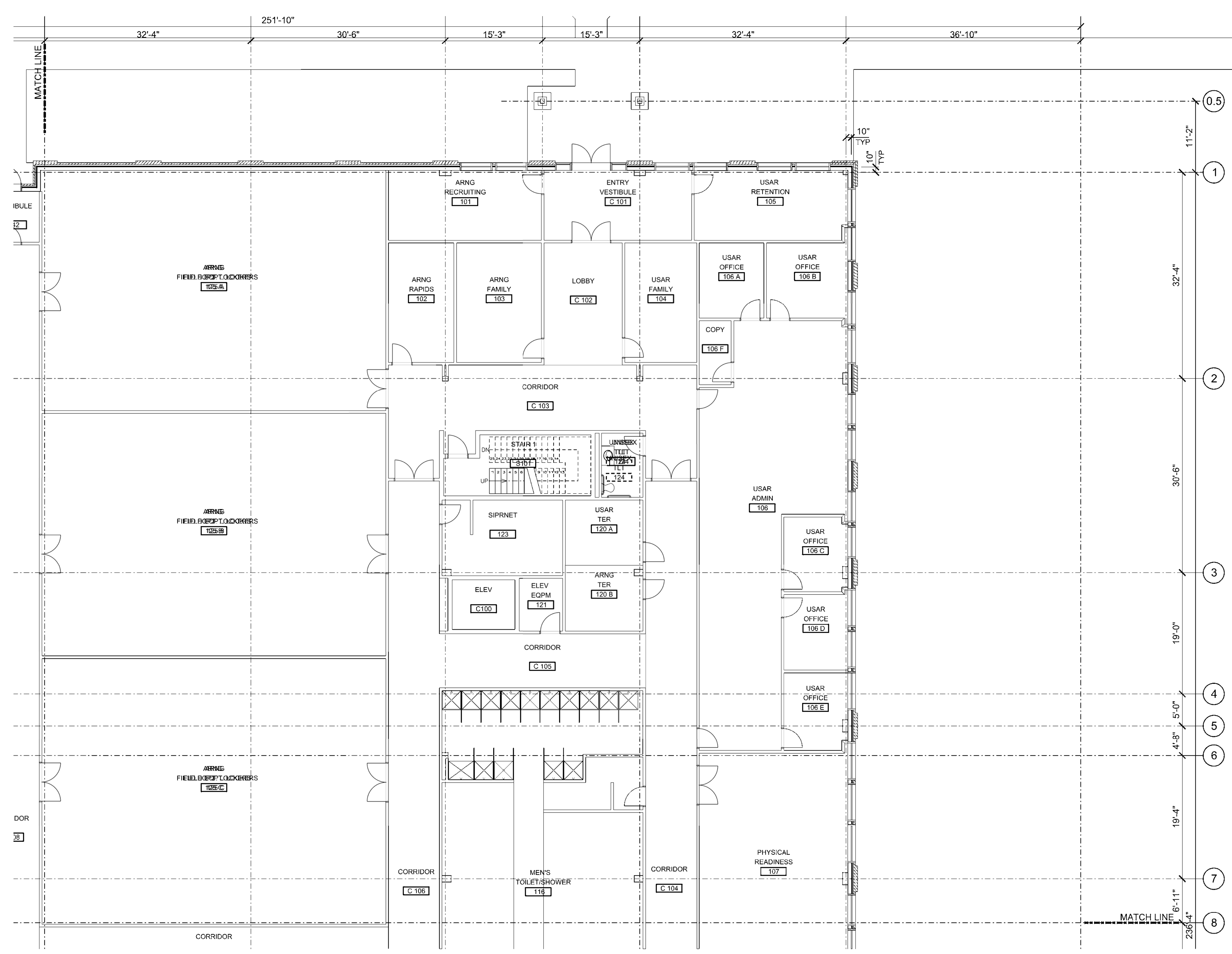
Sheet reference number:  
**A-307**  
 Sheet \_\_\_ of \_\_\_











**GENERAL NOTES**

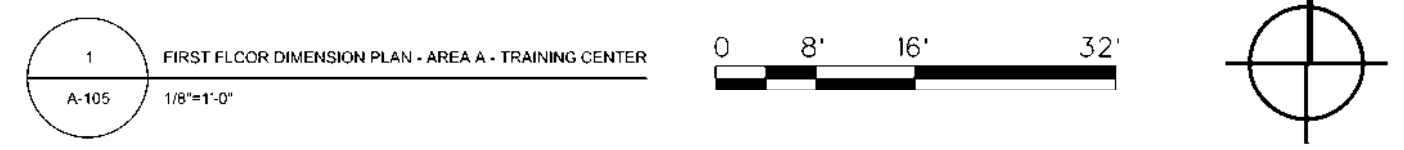
1. EXTERIOR DIMENSIONS ARE TO COLUMN GRID LINE, FACE OF METAL STUD AND FACE OF CMU.
2. INTERIOR DEIMENSIONS ARE TO COLUMN GRID LINE AND FACE OF METAL STUD.



SYMBOL	REVISIONS DESCRIPTION	DATE	APPR

U.S. ARMY ENGINEER DISTRICT CORPS OF ENGINEERS LOUISVILLE DISTRICT	U.S. ARMY ENGINEER DISTRICT CORPS OF ENGINEERS LOUISVILLE DISTRICT	U.S. ARMY ENGINEER DISTRICT CORPS OF ENGINEERS LOUISVILLE DISTRICT	U.S. ARMY ENGINEER DISTRICT CORPS OF ENGINEERS LOUISVILLE DISTRICT
Designed by:	Drawn by:	Reviewed by:	Submitted by:
Date: 22 DECEMBER 2009	Design file no.:	Drawing code:	File name: Plot scale:

ARMED FORCES RESERVE CENTER  
 JONESBORO - ARKANSAS  
 CONTRACT NO. W912QR-09-C-0078  
 FIRST FLOOR DIMENSION PLAN - AREA A  
 TRAINING CENTER

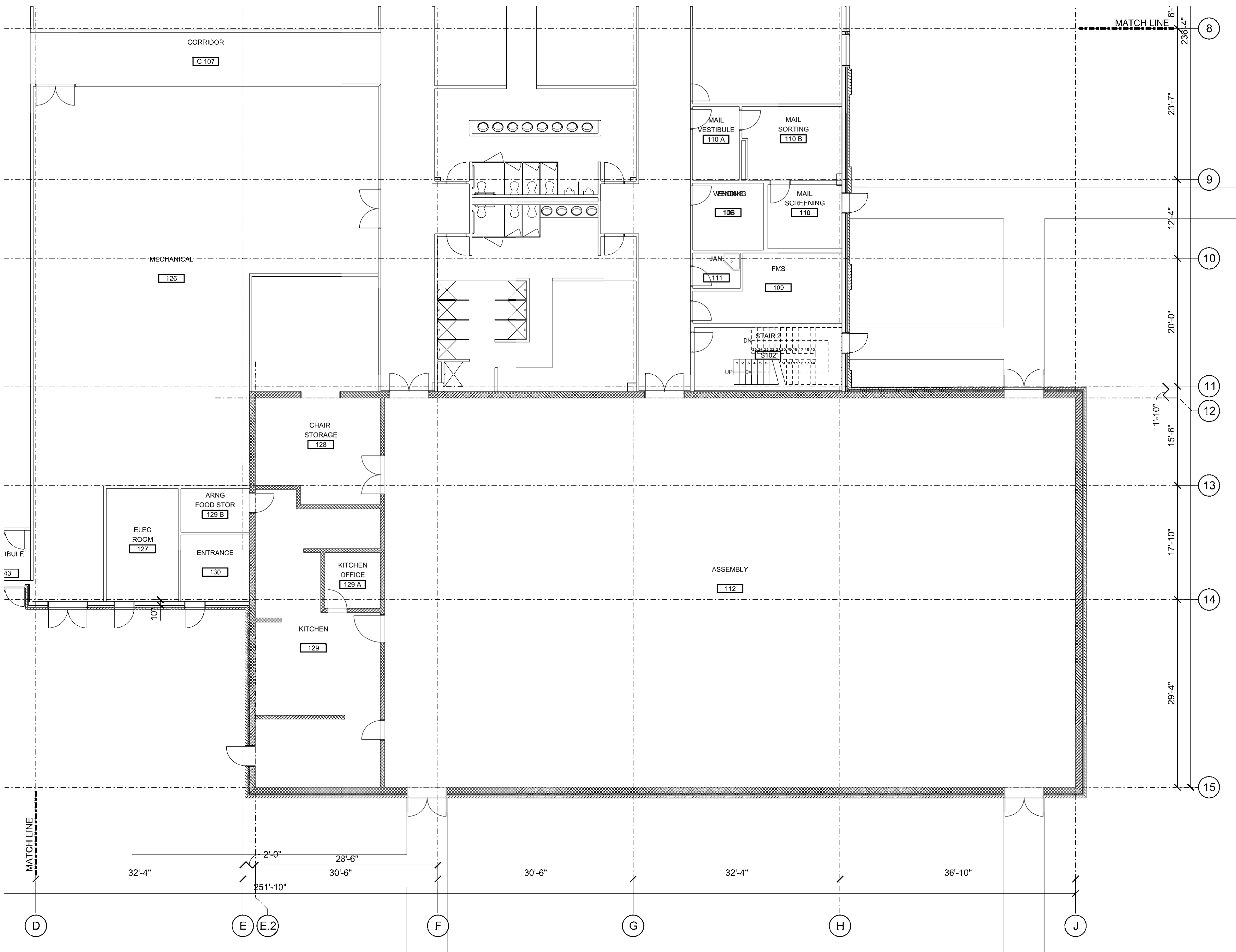


Sheet reference number:  
**A-105**  
 Sheet \_\_\_ of \_\_\_









**GENERAL NOTES**


1. EXTERIOR DIMENSIONS ARE TO COLUMN GRID LINE, FACE OF METAL STUD AND FACE OF CMU.
2. INTERIOR DEIMENSIONS ARE TO COLUMN GRID LINE AND FACE OF METAL STUD.



SYMBOL	REVISIONS	DATE	APPR
	DESCRIPTION		

U.S. ARMY ENGINEER DISTRICT CORPS OF ENGINEERS LOUISVILLE DISTRICT	Designed by: Drawn by: Reviewed by: Submitted by:	Ctd by:	Date: 22 DECEMBER 2009
<b>YATES</b> CONSTRUCTION	<b>CROWELL</b> ARCHITECTS ENGINEERS		Design file no. Drawing code: File name: Plot scale:

ARMED FORCES RESERVE CENTER  
JONESBORO - ARKANSAS  
CONTRACT NO. W912QR-09-C-0078  
FIRST FLOOR DIMENSION PLAN - AREA B  
TRAINING CENTER



Sheet reference number:  
**A-108**  
Sheet \_\_\_ of \_\_\_





SYMBOL	REVISIONS	DATE	APPR

Designed by:	Drawn by:	Reviewed by:	Submitted by:
U. S. ARMY ENGINEER DISTRICT CORPS OF ENGINEERS LOUISVILLE DISTRICT			
Date: 22 DECEMBER 2009	Design file no.:	Drawing code:	File name: Plot scale:

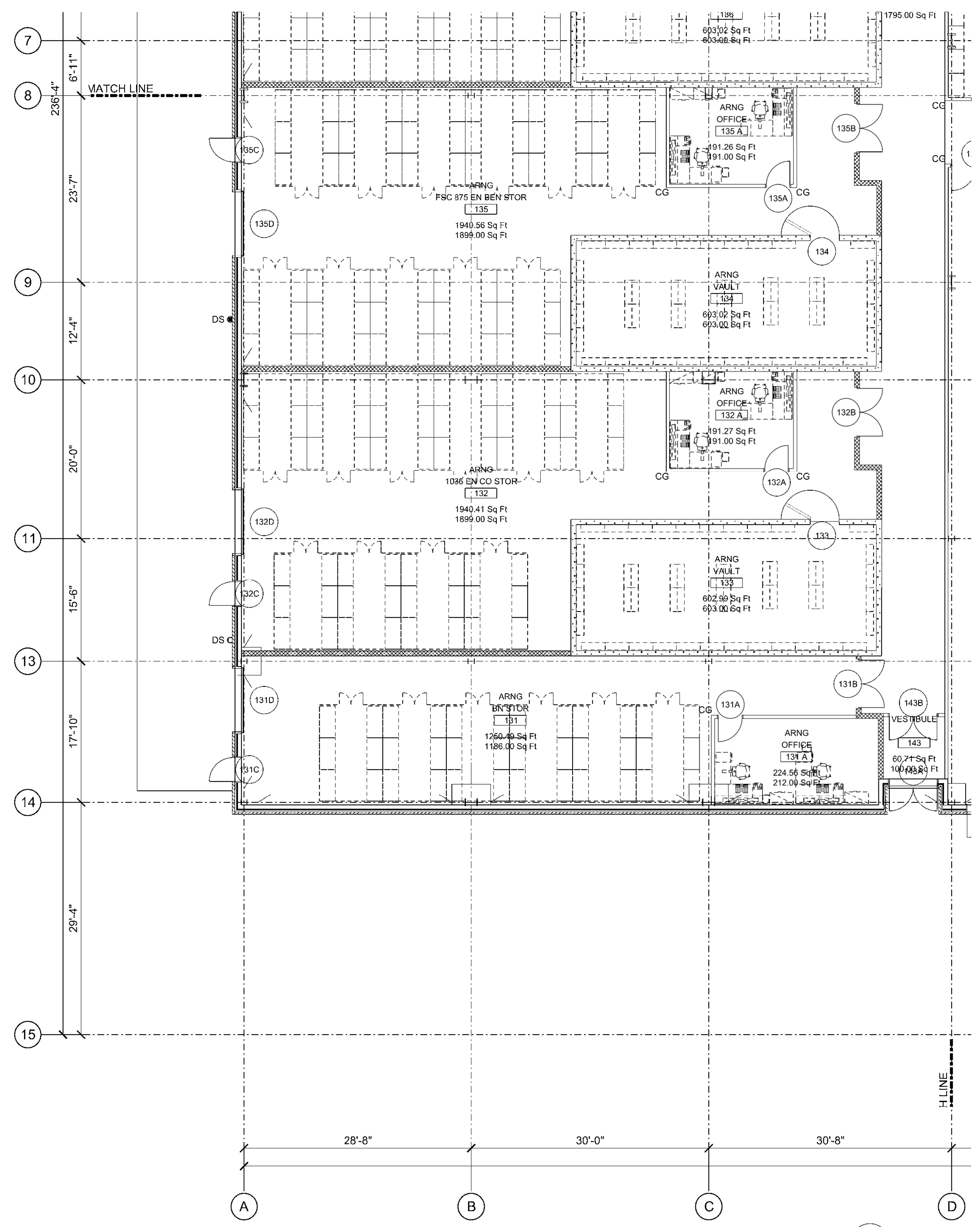
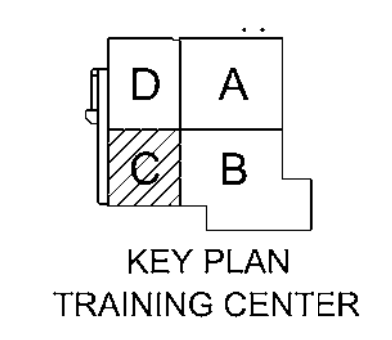
ARMED FORCES RESERVE CENTER  
JONESBORO, ARKANSAS  
CONTRACT NO. W912QR-09-C-0078  
FIRST FLOOR PLAN - AREA C  
TRAINING CENTER

Sheet reference number:  
**A-110**  
Sheet \_\_\_ of \_\_\_

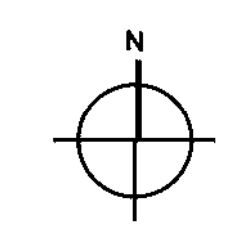
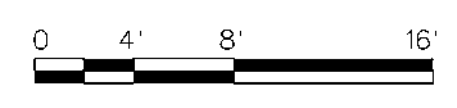
GENERAL NOTES/LEGEND

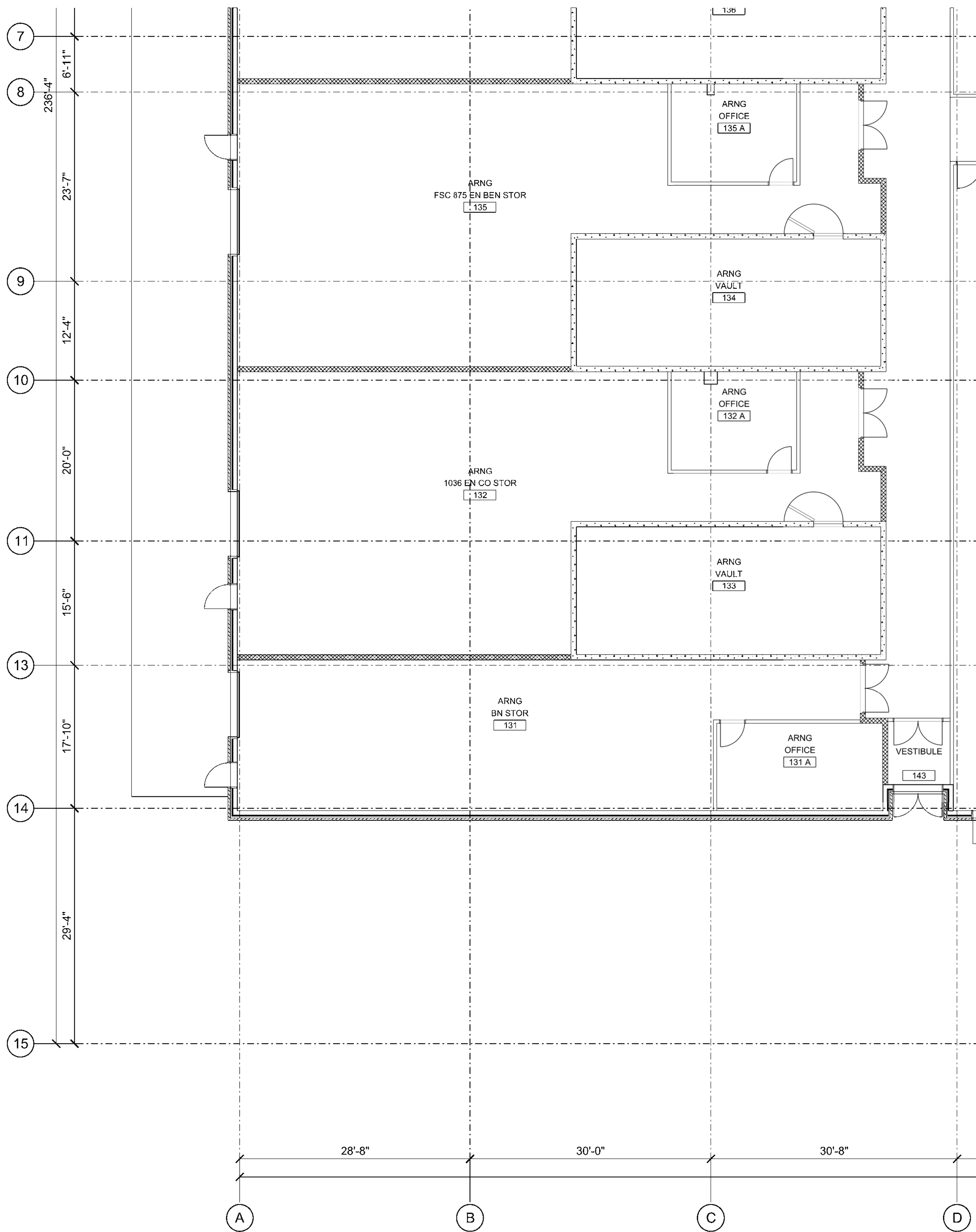
- ⊗ DOOR DESIGNATION
- ⊗ WINDOW DESIGNATION
- P-1 INTERIOR PARTITION TYPE
- ▬ CONCRETE MASONRY UNITS
- ▬ INTERIOR WALL - MTL. STUDS w/ GYP. BD.

- FEC - FIRE EXTINGUISHER CABINET (CF/CI) SEE DET. 6 / A-509
- FE - FIRE EXTINGUISHER BRACKET (CF/CI) 7 / A-509
- CG - CORNER GUARD - SEE DET. 1 / A-509
- EG - END GUARD - SEE DET. 2 / A-509
- CR - CHAIR RAIL - SEE DET. 3 / A-509
- CJ - CONTROL JOINT - GYP. BD. SEE DET. 5 / A-509
- DS - DOWN SPOUT - SEE DET. 1 / A-412
- FD - FLOOR DRAIN - SEE DET. 8 / A-509
- EWC - ELECTRIC WATER COOLER
- BB - BULLETIN BOARD - 6'-0" W X 4'-0" H (CF/CI)
- WB - DRY- ERASE WHITEBOARD - 8'-0" W X 4'-0" H (CF/CI)
- TVB - TELEVISION BRACKET (CF/CI)
- PS - CLG. MTD. PROJECTION SCREEN (CF/CI) - SEE DET. 2 / A-510
- PJ - CLG. MTD. PROJECTOR BRACKET (CF/CI)
- PROVIDE REINFORCING FOR ALL WALL MOUNTED ITEMS  
SEE DET. 4 / A-509
- SEE A-601 THRU A-607 FOR FINISH SCHEDULES.
- SEE A608 THRU A611 FOR DOOR SCHEDULES.
- SEE A612 AND A613 FOR WINDOW & DOOR TYPES.
- SEE A-614 & A-615 FOR PARTITION TYPES.
- SEE A-616 & A-617 FOR FLOOR PATTERNS.



1 FIRST FLOOR PLAN - AREA C - TRAINING CENTER  
A-110 1/8" = 1'-0"





GENERAL NOTES

1. EXTERIOR DIMENSIONS ARE TO COLUMN GRID LINE, FACE OF METAL STUD AND FACE OF CMU.
2. INTERIOR DEIMENSIONS ARE TO COLUMN GRID LINE AND FACE OF METAL STUD.




SYMBOL	REVISIONS DESCRIPTION	DATE	APPR

U. S. ARMY ENGINEER DISTRICT  
CORPS OF ENGINEERS  
LOUISVILLE DISTRICT

**YATES**  
CONSTRUCTION

**CROWELL**  
ARCHITECTS ENGINEERS

Designed by:	Drawn by:	Reviewed by:	Submitted by:
Date:	22 DECEMBER 2009	Design file no.:	Drawing code:
		File name:	Plot scale:



ARMED FORCES RESERVE CENTER  
JONESBORO, ARKANSAS  
CONTRACT NO. W912QR-09-C-0078  
FIRST FLOOR DIMENSION PLAN - AREA C  
TRAINING CENTER

Sheet reference number:  
**A-111**  
Sheet \_\_\_ of \_\_\_



SYMBOL	REVISIONS	DATE	APPR

DESIGNED BY	DATE	DESIGNED BY	DATE

ARMED FORCES RESERVE CENTER  
 JONESBORO, ARKANSAS  
 CONTRACT NO. W912QR-09-C-0078  
 FIRST FLOOR REFLECTED CEILING PLAN -  
 AREA C  
 TRAINING CENTER

Sheet reference number:  
**A-112**  
 Sheet \_\_\_ of \_\_\_

SYMBOLS LEGEND

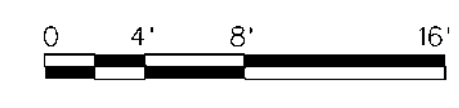
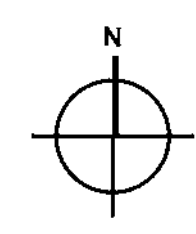
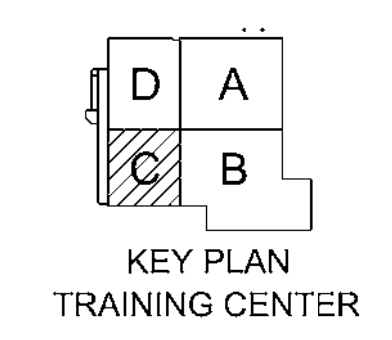
- GYPSUM BOARD CEILING-INTERIOR
- LAY-IN ACOUSTICAL CEILING GRID
- RECESSED DOWN LIGHT OR SURFACE MOUNTED
- FLUORESCENT LIGHT
- EMERGENCY FLUORESCENT LIGHT
- FLUORESCENT LIGHT
- EXIT LIGHT, CEILING MOUNTED
- SPEAKER, CEILING MOUNTED
- SUPPLY AIR GRILLE
- RETURN AIR GRILLE
- EXHAUST GRILLE

REFER TO MECH & ELEC DRAWINGS FOR SPECIFIC INFORMATION ABOUT EACH ITEM.

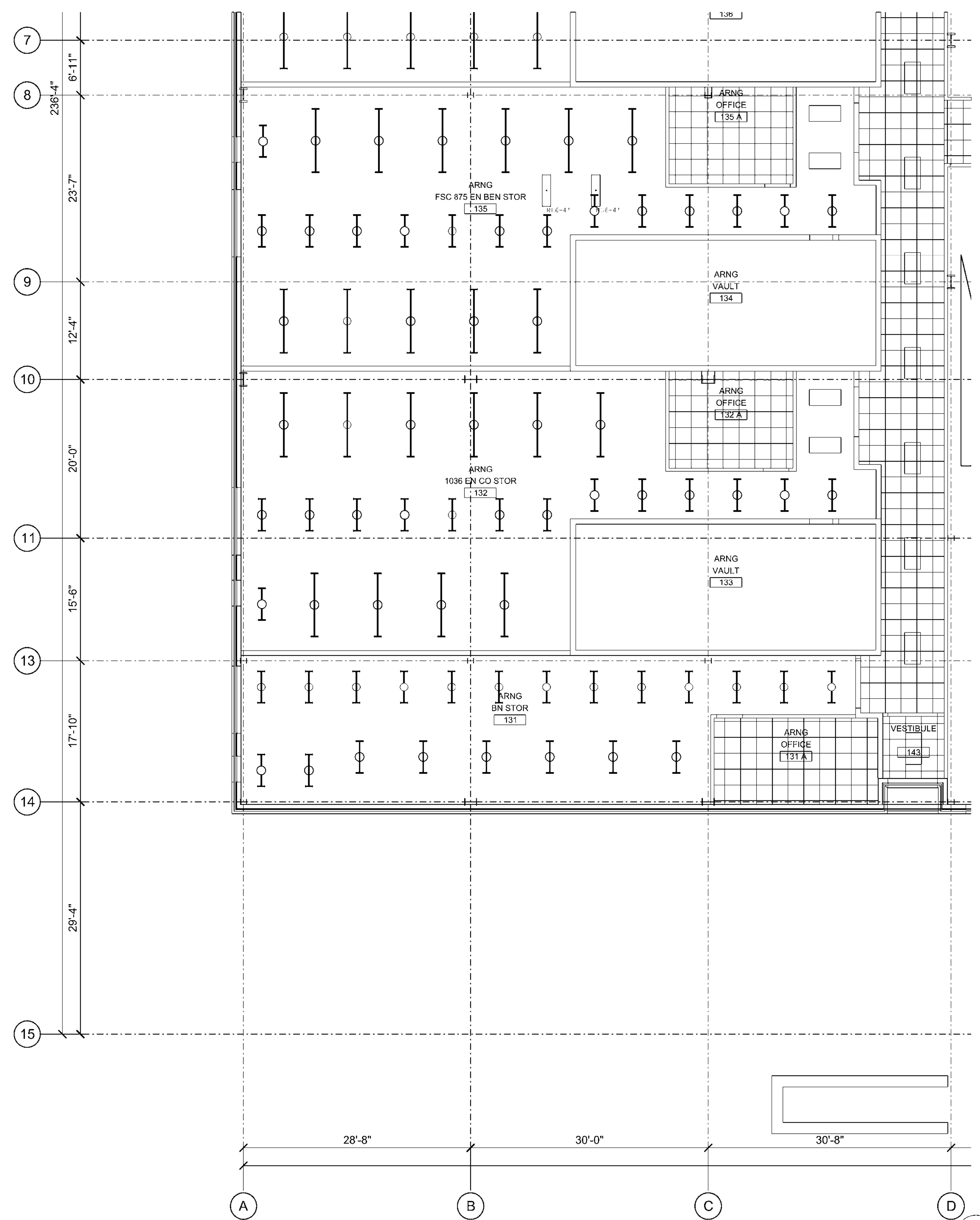
GENERAL NOTES

- SEE ELECTRICAL LIGHTING PLANS FOR LOCATIONS OF WALL MOUNTED FIXTURES & EXIT LIGHTS.
- SEE FIRE PROTECTION PLANS FOR CEILING MOUNTED HORNS AND SPEAKERS

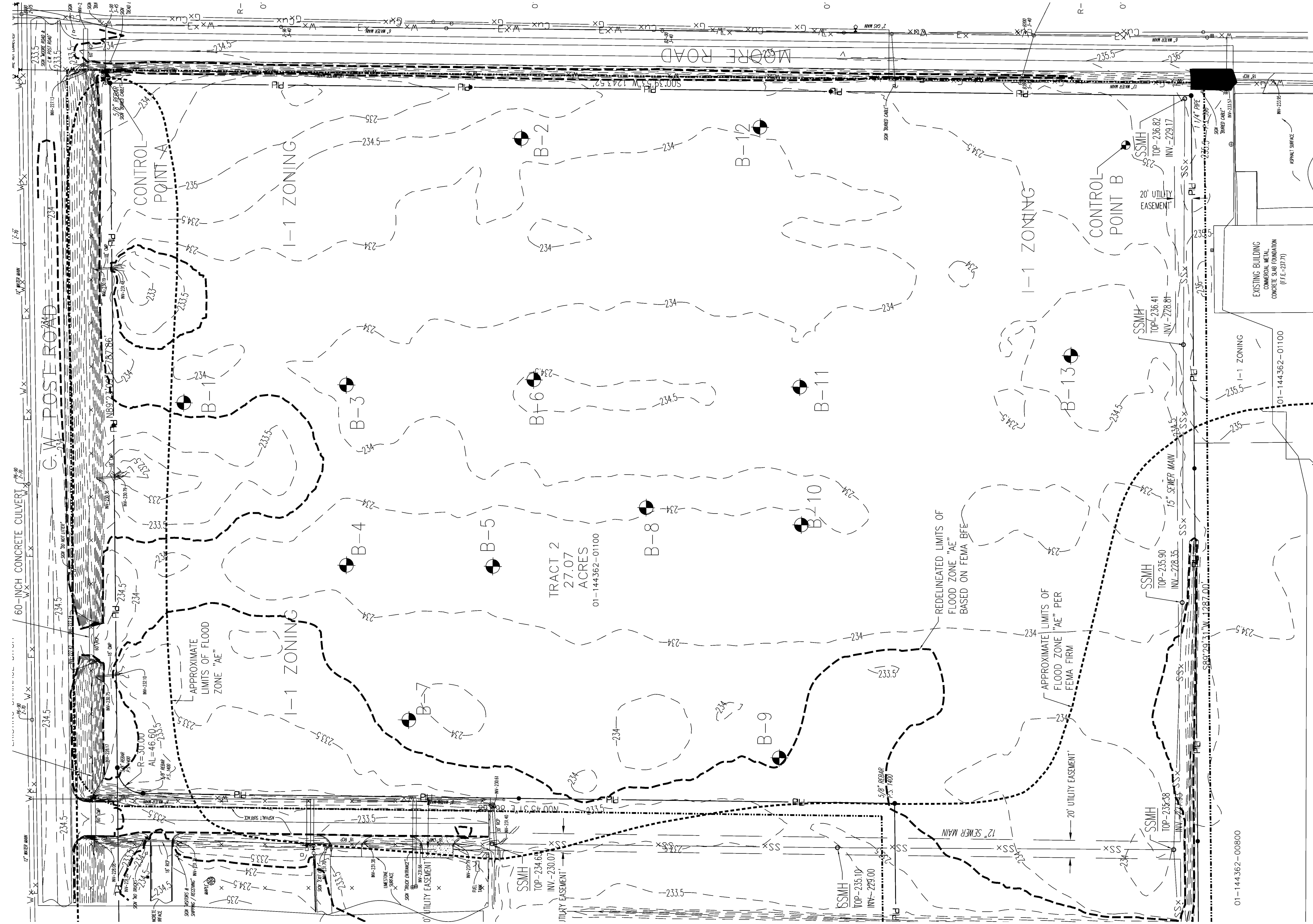
- FD-1 - GYP. BD, FURR DOWN - SEE DETAIL 1, SHEET A-510
- PS - CEILING MOUNTED PROJECTION SCREEN (CF/CI)
- PJ - CEILING MOUNTED PROJECTOR BRACKET (CF/CI)



1 FIRST FLOOR REFLECTED CEILING PLAN - AREA C - TRAINING CENTER  
 A-112 1/8" = 1'-0"







**LEGEND**

- EXISTING MAJOR CONTOUR
- EXISTING MINOR CONTOUR
- EXISTING TREE LINE
- EXISTING OVERHEAD ELECTRIC
- EXISTING OVERHEAD COMMUNICATIONS
- EXISTING SANITARY SEWER
- EXISTING STORM CULVERT
- EXISTING WATER MAIN
- EXISTING GAS MAIN WITH VALVE
- LIMIT OF WORK
- LIMITS OF FLOOD ZONE "AE"
- REDELINEATED LIMITS OF FLOOD ZONE "AE"
- PROPERTY LINE
- RIGHT-OF-WAY LINE
- EXISTING UTILITY POLE WITH GUY WIRE
- EXISTING SANITARY MANHOLE
- PROPERTY CORNER
- POINT OF BEGINNING
- IRON PIN (FOUND)
- DEED BOOK VOLUME
- PLAN BOOK VOLUME
- PART OF

**P.O.B.**  
**IP(FND)**  
**D.B.V.**  
**P.B.V.**  
**P/O**

**GENERAL NOTES**

- 1) BEARINGS SHOWN ON THIS SURVEY ARE BASED ON THE ARKANSAS STATE PLANE COORDINATE SYSTEM.
- 2) CONTOUR ELEVATIONS ARE BASED ON NAVD 1988.
- 3) THIS SURVEY IS NOT AN ALTA/ACSM LAND TITLE SURVEY.
- 4) SURVEY BY:  
 HAYWOOD, KENWORD, BORE & ASSOCIATES  
 1801 LATOURETTE DRIVE  
 JONESBORO, AR 72404  
 (870)932-2019

CONTROL POINT	PT. #	ELEV.	NORTHING	EASTING
1	A	235.01	13008739.63	2347223.36
2	B	234.85	13007565.79	2347145.08



SYMBOL	REVISIONS	DESCRIPTION	DATE	APPR

Designed by:	13 NOVEMBER 2009
Drawn by:	Design file no.
Reviewed by:	Drawing code:
Submitted by:	File name:
	Plot scale:

**YATES**  
 CONSULTANTS

**CROWMELL**  
 ARCHITECTS ENGINEERS

ARMED FORCES RESERVE CENTER  
 JONESBORO, ARKANSAS  
 CONTRACT NO. W912QR-09-C-0078

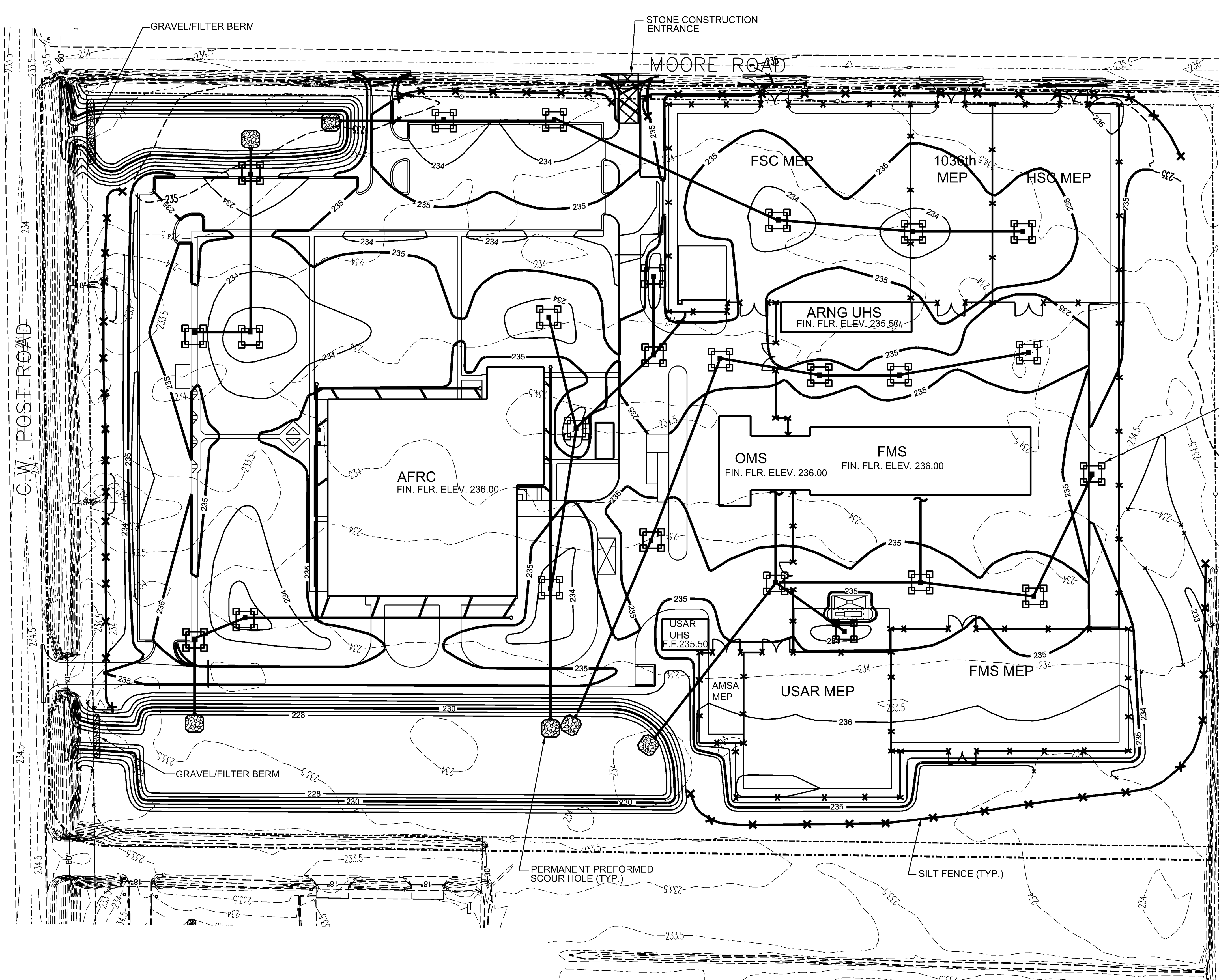
**SITE SURVEY**

VF101










EROSION CONTROL LEGEND		DETAIL REFERENCE
	FILTER FABRIC FENCE (SILT FENCE)	3 CE 101.501
	STONE CONSTRUCTION ENTRANCE	2 CE 101.501
	BLOCK & GRAVEL PROTECTION	1 CE 101.501
	PERMANENT PREFORMED SCOUR HOLE	4 CE 101.501
	GRAVEL/FILTER BERM	5 CE 101.501

- EROSION CONTROL NOTES:**
1. ALL AREAS OF THE SITE EXPOSED BY CONSTRUCTION ACTIVITY AND LEFT UNDISTURBED FOR 21 DAYS MUST BE MULCHED WITHIN 14 DAYS OF LAST DISTURBANCE.
  2. CONTRACTOR MUST PREVENT SEDIMENTATION RUN-OFF AND PREVENT OFF-SITE TRACKING TO STREETS. IF TRACKING OCCURS THE CONTRACTOR SHALL REMOVE MUD & DEBRIS FROM STREETS.
  3. MULCH APPLICATION RATES FOR:  
 - LOOSE STRAW @ 2 TONS/ACRE  
 - GRAVEL @ 135 TONS/ACRE  
 ] MINIMUMS
  4. CONTRACTOR MUST PROTECT EXISTING INLETS AND ADJACENT AREAS FROM SEDIMENT.
  5. EROSION CONTROLS SHALL BE MAINTAINED UNTIL SODDING, SEEDING, OR MULCHING SUPPLIES FILTERING.
  6. FOR ADDITIONAL EROSION CONTROL NOTES SEE CE501.

**SITE EROSION & SEDIMENTATION CONTROL PLAN**  
 SCALE: 1"=60'



SYMBOL	REVISIONS	DATE	APPR
	DESCRIPTION		

U.S. ARMY ENGINEER DISTRICT CORPS OF ENGINEERS LOUISVILLE DISTRICT	Designed by: 13 NOVEMBER 2009 Design file no.	Drawn by:	Reviewed by:	Submitted by:
<b>YATES</b> CONSULTING	<b>CROWELL</b> ARCHITECTS ENGINEERS			

ARMED FORCES RESERVE CENTER  
 JONESBORO, ARKANSAS  
 CONTRACT NO. W912QR-09-C-0078  
 SITE EROSION & SEDIMENT CONTROL PLAN

Sheet reference number:  
**CE101**  
 Sheet \_\_\_ of \_\_\_





