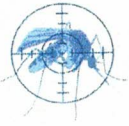


# July 2024 Mosquito Control Report

## Jonesboro, AR



Prepared by:  
**Vector Disease Control**  
2221 North Church  
Jonesboro, AR 72401  
[www.vdci.net](http://www.vdci.net)  
Office: 870-933-6939



# **City of Jonesboro Activity Report**

## **July 2024**

Vector Disease Control, Inc. (VDCI) provides a proven, scientific approach to mosquito control for the City of Jonesboro. VDCI's operations include larval and adult mosquito surveillance followed by the application of larvicides and adulticides.

### **Mosquito Surveillance**

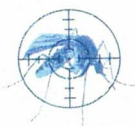
VDCI has utilized a total of **(13)** New Jersey light traps placed in residential and recreational areas throughout Jonesboro. These traps collected an average of **13.88** mosquitoes per trap night **(5,054)** total mosquitoes during this time. There have been a total of **3** mosquito species collected.

### **Larval Control Activity**

Permanent water, flood water, artificial containers, and drainage system sites are inspected for larval mosquito breeding on a regular basis. In total, **49** sites were inspected with **18** sites having mosquito larvae present. As a result of these inspections, **1,360.00** ounces of granular BTI (VectoBacG) was applied to these mosquito breeding sites. Additionally, VDCI is continuing to eliminate breeding habitat for artificial container mosquitoes by targeting bird baths, buckets, tires etc.

### **Adult Mosquito Control Activity**





In response to community events and mosquito surveillance data, VDCI applied the adulticide on **53** truck routes for this reporting period. All adulticide ULV applications were made with truck-mounted ULV units equipped with GPS-enabled monitors. During this report period, a total of **1,965.2** spray miles and **71,454.30 acres** were treated with a total of **416** gallons of adulticide in residential and recreational areas. In addition to routine truck spraying, VDCI has responded to **53** service requests and adulticided all parks, and any special events during the month.

VDCI performed **1** aerial spraying during this reporting period. A total of **120.0** gallons of chemical was dispensed treating a total of **23,273.0** acres.

### **Summary**

Throughout this reporting period, VDCI has continued to provide exceptional control of larval and adult mosquito populations. VDCI will remain diligent in our surveillance and control activities to prevent a significant increase in the mosquito population. If VDCI detects a significant rise in the mosquito population we will increase larval and adult control. As always, VDCI welcomes residents with any mosquito-related questions or concerns to contact VDCI's Jonesboro office directly at 855.933.6939.

Vector Disease YTD						
	May 2023	May 2024	June 2023	June 2024	July 2023	July 2024
<b>Light Trap Surveillance:</b>						
Total Mosquitos Collected	29	217	696	9,179	1667	5,504
Total Average Mosquito Collected	1.0825	8.346	13.30125	100.868	32.48325	13.88
Total Average Species	2	3	2	3	2	3
<b>Larviciding:</b>						
Total Inspected Sites	7	40	81	59	13	65
Total Sites with Larvicide	4	0	6	20	2	25
Total Larvicide Used (In Ounces)	232	0	15	800	96	1,728
<b>Adulticiding:</b>						
Total Spray Miles	560.5	97.2	1,098.40	1,864.90	1193.5	1,965.20
Total Acres Treated	20,381.10	3,534.60	39,937.50	67,804.50	43,396.80	71,454.30
Total Gallons Sprayed	105	26.9	298	442	264	416
Total Nights Sprayed	7	3	16	17	18	19
<b>Aerials:</b>						
Aerial Sprays	0	0	0	0	2	1
Total Gallons	0	0	0	0	93	120
Total Acres	0	0	0	0	18037	23,273
<b>Requested Services:</b>	0	9	51	58	35	53

# Ground Adulticide Applications

Start Date: 07/01/2024    End Date: 07/31/2024

Jonesboro

Month	Date	Municipality	Chemical	Mix Ratio	Trip Miles	Spray Miles	Spray Acres	Gallons Sprayed
<b>Jonesboro Zone 01 Applications</b>								
July 2024	07/11/2024	Jonesboro	CSI 30-30 (53883-298)	1:4	36.5	31.7	1,154.1	7.0
	07/12/2024	Jonesboro	CSI 30-30 (53883-298)	1:4	40.1	38.4	1,396.6	8.0
	07/16/2024	Jonesboro	CSI 30-30 (53883-298)	1:4	53.1	39.4	1,433.0	8.0
					Total CSI 30-30 Applied: 23.0			
					Jonesboro Zone 01 Totals: 129.6    109.6    3,983.6    23.0			

<b>Jonesboro Zone 02A Applications</b>								
July 2024	07/19/2024	Jonesboro	Permanone 30-30 (General Use) (432-1235)	1:4	42.0	33.3	1,209.3	4.0
					Total Permanone 30-30 (General Use) Applied: 4.0			
July 2024	07/02/2024	Jonesboro	CSI 30-30 (53883-298)	1:3	37.4	34.3	1,246.4	8.0
	07/30/2024	Jonesboro	CSI 30-30 (53883-298)	1:4	46.4	37.9	1,377.0	12.0
					Total CSI 30-30 Applied: 20.0			
					Jonesboro Zone 02A Totals: 125.8    105.4    3,832.7    24.0			

<b>Jonesboro Zone 02B Applications</b>								
--	--	--	--	--	--	--	--	--

Vector Disease Control International  
2221 N Church St  
Jonesboro, AR 72401

Month	Date	Municipality	Chemical	Mix Ratio	Trip Miles	Spray Miles	Spray Acres	Gallons Sprayed
July 2024	07/19/2024	Jonesboro	Permanone 30-30 (General Use) (432-1235)	1:4	55.0	47.1	1,711.8	10.0
	07/29/2024	Jonesboro	Permanone 30-30 (General Use) (432-1235)	1:4	50.0	41.5	1,507.9	8.0
Total Permanone 30-30 (General Use) Applied: 18.0								
July 2024	07/12/2024	Jonesboro	CSI 30-30 (53883-298)	1:4	35.6	34.7	1,262.8	5.0
Total CSI 30-30 Applied: 5.0								
Jonesboro Zone 02B Totals: 140.6 123.3 4,482.5 23.0								

Jonesboro Zone 03 Applications								
July 2024	07/22/2024	Jonesboro	Permanone 30-30 (General Use) (432-1235)	1:4	60.3	47.8	1,738.0	9.0
Total Permanone 30-30 (General Use) Applied: 9.0								
July 2024	07/05/2024	Jonesboro	CSI 30-30 (53883-298)	1:3	63.1	31.3	1,139.2	7.0
July 2024	07/16/2024	Jonesboro	CSI 30-30 (53883-298)	1:4	67.4	32.3	1,175.5	7.0
Total CSI 30-30 Applied: 14.0								
Jonesboro Zone 03 Totals: 190.8 111.5 4,052.7 23.0								

Jonesboro Zone 04A Applications								
July 2024	07/18/2024	Jonesboro	Permanone 30-30 (General Use) (432-1235)	1:4	46.3	39.2	1,425.3	7.0
July 2024	07/24/2024	Jonesboro	Permanone 30-30 (General Use) (432-1235)	1:4	45.8	41.5	1,507.1	8.0
Total Permanone 30-30 (General Use) Applied: 15.0								
July 2024	07/12/2024	Jonesboro	CSI 30-30 (53883-298)	1:4	50.4	43.7	1,588.9	8.0

Month	Date	Municipality	Chemical	Mix Ratio	Trip Miles	Spray Miles	Spray Acres	Gallons Sprayed
<i>Total CSI 30-30 Applied: 8.0</i>								
<i>Jonesboro Zone 04A Totals: 142.5 124.4 4,521.4 23.0</i>								

Jonesboro Zone 04B Applications								
July 2024	07/18/2024	Jonesboro	Permanone 30-30 (General Use) (432-1235)	1:4	62.5	36.6	1,330.1	10.0
	07/25/2024	Jonesboro	Permanone 30-30 (General Use) (432-1235)	1:4	52.7	40.3	1,463.9	10.0
<i>Total Permanone 30-30 (General Use) Applied: 20.0</i>								
July 2024	07/01/2024	Jonesboro	CSI 30-30 (53883-298)	1:3	62.5	36.6	1,330.1	9.0
	07/16/2024	Jonesboro	CSI 30-30 (53883-298)	1:4	40.7	28.2	1,023.5	5.0
<i>Total CSI 30-30 Applied: 14.0</i>								
<i>Jonesboro Zone 04B Totals: 218.5 141.6 5,147.5 34.0</i>								

Jonesboro Zone 05A Applications								
July 2024	07/29/2024	Jonesboro	Permanone 30-30 (General Use) (432-1235)	1:4	60.3	49.4	1,795.1	9.0
<i>Total Permanone 30-30 (General Use) Applied: 9.0</i>								
July 2024	07/03/2024	Jonesboro	CSI 30-30 (53883-298)	1:3	36.4	28.6	1,039.9	8.0
	07/15/2024	Jonesboro	CSI 30-30 (53883-298)	1:4	68.2	48.3	1,754.4	7.0
	07/16/2024	Jonesboro	CSI 30-30 (53883-298)	1:4	38.0	28.3	1,027.2	4.0
<i>Total CSI 30-30 Applied: 19.0</i>								
<i>Jonesboro Zone 05A Totals: 202.9 154.5 5,616.5 28.0</i>								

Vector Disease Control International  
2221 N Church St  
Jonesboro, AR 72401

Month	Date	Municipality	Chemical	Mix Ratio	Trip Miles	Spray Miles	Spray Acres	Gallons Sprayed	
<b>Jonesboro Zone 05B Applications</b>									
July 2024	07/23/2024	Jonesboro	Permanone 30-30 (General Use) (432-1235)	1:4	38.8	35.6	1,294.8	8.0	
<i>Total Permanone 30-30 (General Use) Applied: 8.0</i>									
July 2024	07/15/2024	Jonesboro	CSI 30-30 (53883-298)	1:4	56.4	40.7	1,479.9	7.0	
July 2024	07/31/2024	Jonesboro	CSI 30-30 (53883-298)	1:4	45.9	33.1	1,201.7	7.0	
<i>Total CSI 30-30 Applied: 14.0</i>									
					<b>Jonesboro Zone 05B Totals:</b>	<b>141.1</b>	<b>109.4</b>	<b>3,976.3</b>	<b>22.0</b>

<b>Jonesboro Zone 06 Applications</b>									
July 2024	07/18/2024	Jonesboro	Permanone 30-30 (General Use) (432-1235)	1:4	48.0	43.3	1,574.8	9.0	
July 2024	07/25/2024	Jonesboro	Permanone 30-30 (General Use) (432-1235)	1:4	49.1	40.4	1,468.9	8.0	
<i>Total Permanone 30-30 (General Use) Applied: 17.0</i>									
July 2024	07/10/2024	Jonesboro	CSI 30-30 (53883-298)	1:4	54.0	37.6	1,366.8	14.0	
July 2024	07/30/2024	Jonesboro	CSI 30-30 (53883-298)	1:4	48.6	44.3	1,611.1	15.0	
<i>Total CSI 30-30 Applied: 29.0</i>									
					<b>Jonesboro Zone 06 Totals:</b>	<b>199.7</b>	<b>165.6</b>	<b>6,021.6</b>	<b>46.0</b>

<b>Jonesboro Zone 07 Applications</b>								
July 2024	07/18/2024	Jonesboro	Permanone 30-30 (General Use) (432-1235)	1:4	57.5	51.0	1,852.9	11.0
<i>Total Permanone 30-30 (General Use) Applied: 11.0</i>								



Month	Date	Municipality	Chemical	Mix Ratio	Trip Miles	Spray Miles	Spray Acres	Gallons Sprayed	
July 2024	07/01/2024	Jonesboro	CSI 30-30 (53883-298)	1:3	39.2	37.6	1,365.7	7.0	
	07/16/2024	Jonesboro	CSI 30-30 (53883-298)	1:4	31.8	25.8	937.7	8.0	
<i>Total CSI 30-30 Applied: 15.0</i>									
July 2024	07/25/2024	Jonesboro	Permanone 31-66 (General Use) (432-1250)	1:4	26.8	24.8	900.3	6.0	
<i>Total Permanone 31-66 (General Use) Applied: 6.0</i>									
					<b>Jonesboro Zone 07 Totals:</b>	<b>155.2</b>	<b>139.1</b>	<b>5,056.6</b>	<b>32.0</b>

**Jonesboro Zone 08A Applications**

July 2024	07/11/2024	Jonesboro	Permanone 30-30 (General Use) (432-1235)	1:4	36.5	31.7	1,154.1	7.0	
	07/19/2024	Jonesboro	Permanone 30-30 (General Use) (432-1235)	1:4	44.0	36.5	1,326.1	9.0	
	07/24/2024	Jonesboro	Permanone 30-30 (General Use) (432-1235)	1:4	41.2	38.8	1,410.0	8.0	
<i>Total Permanone 30-30 (General Use) Applied: 24.0</i>									
					<b>Jonesboro Zone 08A Totals:</b>	<b>121.7</b>	<b>107.0</b>	<b>3,890.2</b>	<b>24.0</b>

**Jonesboro Zone 08B Applications**

July 2024	07/19/2024	Jonesboro	Permanone 30-30 (General Use) (432-1235)	1:4	34.4	30.3	1,103.2	7.0
July 2024	07/11/2024	Jonesboro	CSI 30-30 (53883-298)	1:4	37.6	34.6	1,258.1	8.0
	07/31/2024	Jonesboro	CSI 30-30 (53883-298)	1:4	58.5	46.4	1,687.1	7.0
<i>Total Permanone 30-30 (General Use) Applied: 7.0</i>								
					<b>Total CSI 30-30 Applied:</b>			<b>15.0</b>

Vector Disease Control International  
2221 N Church St  
Jonesboro, AR 72401

Month	Date	Municipality	Chemical	Mix Ratio	Trip Miles	Spray Miles	Spray Acres	Gallons Sprayed
-------	------	--------------	----------	-----------	------------	-------------	-------------	-----------------

Jonesboro Zone 08B Totals: 130.5 111.3 4,048.3 22.0

**Jonesboro Zone 09 Applications**

July 2024	07/22/2024	Jonesboro	Permanone 30-30 (General Use) (432-1235)	1:4	44.3	41.2	1,498.8	8.0
<i>Total Permanone 30-30 (General Use) Applied: 8.0</i>								
July 2024	07/10/2024	Jonesboro	CSI 30-30 (53883-298)	1:4	51.8	41.2	1,498.8	7.0
July 2024	07/16/2024	Jonesboro	CSI 30-30 (53883-298)	1:4	49.1	25.6	931.9	5.0
					<i>Total CSI 30-30 Applied: 12.0</i>			
					<i>Jonesboro Zone 09 Totals: 145.2 108.1 3,929.4 20.0</i>			

**Jonesboro Zone 10A Applications**

July 2024	07/08/2024	Jonesboro	Permanone 30-30 (General Use) (432-1235)	1:5	43.7	28.8	1,047.2	8.0
July 2024	07/22/2024	Jonesboro	Permanone 30-30 (General Use) (432-1235)	1:4	37.3	26.5	962.5	6.0
<i>Total Permanone 30-30 (General Use) Applied: 14.0</i>								
July 2024	07/10/2024	Jonesboro	CSI 30-30 (53883-298)	1:4	39.0	30.2	1,097.3	7.0
July 2024	07/16/2024	Jonesboro	CSI 30-30 (53883-298)	1:4	33.0	19.0	690.8	5.0
					<i>Total CSI 30-30 Applied: 12.0</i>			
					<i>Jonesboro Zone 10A Totals: 153.0 104.4 3,797.8 26.0</i>			

**Jonesboro Zone 10B Applications**

July 2024	07/31/2024	Jonesboro	Permanone 30-30 (General Use) (432-1235)	1:4	52.9	49.4	1,794.7	6.0
-----------	------------	-----------	---	-----	------	------	---------	-----


Vector Disease Control International  
2221 N Church St  
Jonesboro, AR 72401

Month	Date	Municipality	Chemical	Mix Ratio	Trip Miles	Spray Miles	Spray Acres	Gallons Sprayed
July 2024	07/05/2024	Jonesboro	CSI 30-30 (53883-298)	1:3	62.1	49.3	1,791.8	10.0
	07/15/2024	Jonesboro	CSI 30-30 (53883-298)	1:4	57.8	49.3	1,792.6	8.0
				<i>Total CSI 30-30 Applied:</i>				
				<i>18.0</i>				
				<i>Jonesboro Zone 10B Totals:</i>				
				<i>172.8 147.9 5,379.1 24.0</i>				

**Jonesboro Zone 11 Applications**

July 2024	07/25/2024	Jonesboro	Permanone 30-30 (General Use) (432-1235)	1:4	51.0	39.3	1,428.6	9.0
				<i>Total Permanone 30-30 (General Use) Applied:</i>				
				<i>9.0</i>				
July 2024	07/01/2024	Jonesboro	CSI 30-30 (53883-298)	1:3	49.3	39.0	1,419.1	7.0
	07/08/2024	Jonesboro	CSI 30-30 (53883-298)	1:3	28.5	23.9	870.5	6.0
				<i>Total CSI 30-30 Applied:</i>				
				<i>13.0</i>				
				<i>Jonesboro Zone 11 Totals:</i>				
				<i>128.8 102.3 3,718.2 22.0</i>				
				<i>Grand Totals:</i>				
				<i>2,498.5 1,965.2 71,454.3 416.0</i>				

## Craighead County



# Jonesboro, Arkansas

Aerial Adulicide Application Date:  
July 17, 2024



**Flight Line**

Spray Off

Spray On



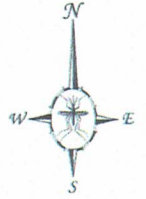
Towers



Spray Deposition



Treatment Areas



**Aircraft: 68MW**

**Chemical Used: Perm X UL 31-66**

**Quantity of Chemical Used: 120.0 gal**

**Application Rate: 0.66 oz per acre**

**Acres Treated: 23,273.0**

**Meteorological Conditions: 120 Degrees @ 3 mph  
at the Release Height  
of 300' AGL**

