

Vector Disease Control, Inc.

Mosquito Surveillance and Control Report

for the

City of Jonesboro

July 2020

2221 N. Church St. Jonesboro, AR 72401

T-855.933.6939 F- 870.933.0122

www.vdci.net





City of Jonesboro Activity Report

July 2020

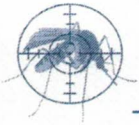
Vector Disease Control, Inc. (VDCI) provides a proven, scientific approach to mosquito control for the City of Jonesboro. VDCI's operations include larval and adult mosquito surveillance followed by the application of larvicides and adulticides. In addition, our office responds to 44 service requests from the public.

Mosquito Surveillance

VDCI has utilized a total of **(13)** New Jersey light traps placed in residential and recreational areas throughout Jonesboro. These traps collected an average of **922.6** mosquito per trap night **6776** total mosquitoes) during this time. There have been a total of **1** mosquito species collected, with *Aedes Vexans* being the most predominant species.

Larval Control Activity

Permanent water, flood water, artificial containers, and drainage system sites are inspected for larval mosquito breeding on a regular basis. In total, **15** sites inspected with 2 sites having mosquito larvae present. As a result of these inspections, 16 ounces of granular BTI (Aquabac 200g) was applied to these mosquito breeding sites. Additionally, VDCI is continuing to eliminate breeding habitat for artificial container mosquitoes by targeting bird baths, buckets, tires etc.



Adult Mosquito Control Activity

In response to community events and mosquito surveillance data, VDCI applied the adulticide on **63** truck routes for this reporting period. All adulticide ULV applications were made with truck-mounted ULV units equipped with GPS-enabled monitors. During this report period, a total of **2775.5** spray miles (**87,290.9 acres**) were treated with a total of **891.8** gallons of adulticide in residential and recreational areas. In addition to routine truck spraying, VDCI has responded to **1** service request and adulticided all parks, and any special events during the month.

Summary

Throughout this reporting period, VDCI has continued to provide exceptional control of larval and adult mosquito populations. VDCI will remain diligent in our surveillance and control activities to prevent a significant increase in the mosquito population. If VDCI detects a significant rise in the mosquito population we will increase larval and adult control. As always, VDCI welcomes residents with any mosquito-related questions or concerns to contact VDCI's Jonesboro office directly at 855.933.6939.



Ground Adulticide Applications

Start Date: 07/01/2020 End Date: 07/31/2020

Jonesboro

Month	Date	Municipality	Chemical	Mix Ratio	Trip Miles	Spray Miles	Spray Acres	Gallons Sprayed
Jonesboro Zone 01 Applications								
July 2020	07/08/2020	Jonesboro	Perm-X UL 30-30 (89459-44)	1:4	59.0	50.0	1,625.5	9.0
	07/21/2020	Jonesboro	Perm-X UL 30-30 (89459-44)	1:3	34.1	27.9	1,013.4	8.4
	07/29/2020	Jonesboro	Perm-X UL 30-30 (89459-44)	1:3	44.4	43.9	1,596.6	12.2
					Total Perm-X UL 30-30 Applied: 29.7			
					Jonesboro Zone 01 Totals: 137.5 121.8 4,235.5 29.7			

Jonesboro Zone 02A Applications								
July 2020	07/01/2020	Jonesboro	Permanone 30-30 (432-1235)	1:4	16.7	12.1	440.7	3.0
					Total Permanone 30-30 Applied: 3.0			

July 2020	07/15/2020	Jonesboro	Perm-X UL 30-30 (89459-44)	1:4	46.2	35.4	1,286.4	13.9
-----------	------------	-----------	-------------------------------	-----	------	------	---------	------

Vector Disease Control International
 2221 N Church St
 Jonesboro, AR 72401

Month	Date	Municipality	Chemical	Mix Ratio	Trip Miles	Spray Miles	Spray Acres	Gallons Sprayed
July 2020	07/17/2020	Jonesboro	Perm-X UL 30-30 (89459-44)	1:4	58.1	51.7	1,880.2	14.5
	07/28/2020	Jonesboro	Perm-X UL 30-30 (89459-44)	1:3	44.7	44.0	1,598.0	12.6
					Total Perm-X UL 30-30 Applied: 41.0			
					<i>Jonesboro Zone 02A Totals:</i>			
					165.6	143.2	5,205.3	44.0
Jonesboro Zone 03 Applications								
July 2020	07/06/2020	Jonesboro	Perm-X UL 30-30 (89459-44)	1:4	44.8	44.3	1,611.8	12.4
	07/07/2020	Jonesboro	Perm-X UL 30-30 (89459-44)	1:4	38.8	38.3	1,395.9	10.9
	07/09/2020	Jonesboro	Perm-X UL 30-30 (89459-44)	1:4	39.6	39.0	1,419.5	11.4
	07/14/2020	Jonesboro	Perm-X UL 30-30 (89459-44)	1:4	27.6	13.0	472.3	5.1
	07/17/2020	Jonesboro	Perm-X UL 30-30 (89459-44)	1:4	65.3	64.7	2,352.9	18.1
	07/31/2020	Jonesboro	Perm-X UL 30-30 (89459-44)	1:3	61.5	45.7	1,663.1	14.0
					Total Perm-X UL 30-30 Applied: 71.9			
					<i>Jonesboro Zone 03 Totals:</i>			
					277.6	245.2	8,915.5	71.9

Vector Disease Control International
 2221 N Church St
 Jonesboro, AR 72401

Month	Date	Municipality	Chemical	Mix Ratio	Trip Miles	Spray Miles	Spray Acres	Gallons Sprayed
Jonesboro Zone 04A Applications								
July 2020	07/07/2020	Jonesboro	Perm-X UL 30-30 (89459-44)	1:4	59.0	370.0	1,238.7	7.5
	07/16/2020	Jonesboro	Perm-X UL 30-30 (89459-44)	1:4	45.0	35.0	1,762.8	10.0
	07/22/2020	Jonesboro	Perm-X UL 30-30 (89459-44)	1:3	58.6	47.3	1,718.4	13.3
	07/23/2020	Jonesboro	Perm-X UL 30-30 (89459-44)	1:3	43.2	42.6	1,547.9	12.6
	07/28/2020	Jonesboro	Perm-X UL 30-30 (89459-44)	1:3	58.0	49.0	1,289.7	7.8
Total Perm-X UL 30-30 Applied:					51.2			
Jonesboro Zone 04A Totals:					263.8	543.8	7,557.4	51.2
Jonesboro Zone 04B Applications								
July 2020	07/03/2020	Jonesboro	Perm-X UL 30-30 (89459-44)	1:4	31.0	29.6	1,076.6	8.5
	07/10/2020	Jonesboro	Perm-X UL 30-30 (89459-44)	1:4	38.4	38.2	1,389.0	10.7
	07/16/2020	Jonesboro	Perm-X UL 30-30 (89459-44)	1:4	44.4	39.8	1,446.0	11.4
	07/24/2020	Jonesboro	Perm-X UL 30-30 (89459-44)	1:3	56.7	56.4	2,048.9	15.8

Month	Date	Municipality	Chemical	Mix Ratio	Trip Miles	Spray Miles	Spray Acres	Gallons Sprayed
	07/27/2020	Jonesboro	Perm-X UL 30-30 (89459-44)	1:3	47.0	46.4	1,686.0	13.4
	07/27/2020	Jonesboro	Perm-X UL 30-30 (89459-44)	1:3	63.0	44.0	1,386.7	8.0
	07/30/2020	Jonesboro	Perm-X UL 30-30 (89459-44)	1:3	56.9	38.9	1,415.9	10.9
					Total Perm-X UL 30-30 Applied: 78.6			
					Jonesboro Zone 04B Totals: 337.4 293.2 10,449.1 78.6			

Jonesboro Zone 05A Applications

July 2020	07/02/2020	Jonesboro	Perm-X UL 30-30 (89459-44)	1:4	55.5	39.6	1,441.3	15.0
	07/04/2020	Jonesboro	Perm-X UL 30-30 (89459-44)	1:4	18.9	3.2	114.5	2.8
	07/08/2020	Jonesboro	Perm-X UL 30-30 (89459-44)	1:4	43.9	43.3	1,572.6	12.9
	07/15/2020	Jonesboro	Perm-X UL 30-30 (89459-44)	1:4	47.4	47.1	1,710.7	13.2
	07/22/2020	Jonesboro	Perm-X UL 30-30 (89459-44)	1:3	50.0	41.0	2,017.8	12.0
	07/31/2020	Jonesboro	Perm-X UL 30-30 (89459-44)	1:3	46.8	35.2	1,278.8	11.8
					Total Perm-X UL 30-30 Applied: 67.7			

Month	Date	Municipality	Chemical	Mix Ratio	Trip Miles	Spray Miles	Spray Acres	Gallons Sprayed
-------	------	--------------	----------	-----------	------------	-------------	-------------	-----------------

Jonesboro Zone 05A Totals: 262.4 209.3 8,135.7 67.7

Jonesboro Zone 06 Applications

July 2020	07/01/2020	Jonesboro	Perm-X UL 30-30 (89459-44)	1:4	53.8	34.0	1,237.0	9.5
	07/02/2020	Jonesboro	Perm-X UL 30-30 (89459-44)	1:4	55.5	39.6	1,441.3	15.0
	07/14/2020	Jonesboro	Perm-X UL 30-30 (89459-44)	1:4	45.0	44.4	1,614.8	12.4
	07/21/2020	Jonesboro	Perm-X UL 30-30 (89459-44)	1:3	42.5	42.0	1,528.2	11.8
	07/23/2020	Jonesboro	Perm-X UL 30-30 (89459-44)	1:3	53.0	47.0	1,129.8	7.0
	07/24/2020	Jonesboro	Perm-X UL 30-30 (89459-44)	1:3	65.0	50.0	1,782.6	9.0
	07/30/2020	Jonesboro	Perm-X UL 30-30 (89459-44)	1:3	50.0	42.0	1,583.6	9.0
Total Perm-X UL 30-30 Applied:					73.6			

Jonesboro Zone 06 Totals: 364.7 299.1 10,317.2 73.6

Jonesboro Zone 07 Applications

July 2020	07/04/2020	Jonesboro	Perm-X UL 30-30 (89459-44)	1:4	18.0	6.0	18.0	1.0
-----------	------------	-----------	-------------------------------	-----	------	-----	------	-----

Month	Date	Municipality	Chemical	Mix Ratio	Trip Miles	Spray Miles	Spray Acres	Gallons Sprayed
	07/17/2020	Jonesboro	Perm-X UL 30-30 (89459-44)	1:4	49.0	37.0	1,293.7	8.0
	07/21/2020	Jonesboro	Perm-X UL 30-30 (89459-44)	1:3	49.0	44.0	1,434.8	8.0
	07/22/2020	Jonesboro	Perm-X UL 30-30 (89459-44)	1:3	44.0	29.0	1,006.8	7.0
	07/27/2020	Jonesboro	Perm-X UL 30-30 (89459-44)	1:3	56.4	52.4	1,906.7	14.7
Total Perm-X UL 30-30 Applied:								38.7
Jonesboro Zone 07 Totals:					216.4	168.4	5,660.0	38.7

Jonesboro Zone 08A Applications

July 2020	07/03/2020	Jonesboro	Permanone 30-30 (432-1235)	1:4	40.3	40.1	1,457.3	11.5
Total Permanone 30-30 Applied:								11.5
July 2020	07/01/2020	Jonesboro	Perm-X UL 30-30 (89459-44)	1:4	62.0	39.0	1,627.3	7.9
	07/02/2020	Jonesboro	Perm-X UL 30-30 (89459-44)	1:4	40.4	40.1	1,457.3	11.5
	07/14/2020	Jonesboro	Perm-X UL 30-30 (89459-44)	1:4	47.0	40.0	1,482.8	8.0
	07/22/2020	Jonesboro	Perm-X UL 30-30 (89459-44)	1:3	45.1	44.6	1,622.4	12.6

Month	Date	Municipality	Chemical	Mix Ratio	Trip Miles	Spray Miles	Spray Acres	Gallons Sprayed
	07/24/2020	Jonesboro	Perm-X UL 30-30 (89459-44)	1:3	61.1	49.3	1,792.6	13.8
					Total Perm-X UL 30-30 Applied: 53.7			

Jonesboro Zone 08A Totals: 296.0 253.1 9,439.7 65.2

Jonesboro Zone 08B Applications

July 2020	07/06/2020	Jonesboro	Perm-X UL 30-30 (89459-44)	1:4	21.2	15.2	551.2	5.7
	07/13/2020	Jonesboro	Perm-X UL 30-30 (89459-44)	1:4	36.6	36.1	1,311.5	10.5
					Total Perm-X UL 30-30 Applied: 16.2			

Jonesboro Zone 08B Totals: 57.8 51.2 1,862.7 16.2

Jonesboro Zone 09 Applications

July 2020	07/08/2020	Jonesboro	Perm-X UL 30-30 (89459-44)	1:4	65.0	48.0	1,496.8	8.0
	07/09/2020	Jonesboro	Perm-X UL 30-30 (89459-44)	1:4	38.0	27.0	1,123.6	7.4
	07/21/2020	Jonesboro	Perm-X UL 30-30 (89459-44)	1:3	50.0	36.0	1,011.8	6.0
					Total Perm-X UL 30-30 Applied: 21.4			

Jonesboro Zone 09 Totals: 153.0 111.0 3,632.2 21.4

Month	Date	Municipality	Chemical	Mix Ratio	Trip Miles	Spray Miles	Spray Acres	Gallons Sprayed
-------	------	--------------	----------	-----------	------------	-------------	-------------	-----------------

Jonesboro Zone 10A Applications

July 2020	07/06/2020	Jonesboro	Perm-X UL 30-30 (89459-44)	1:4	36.0	28.0	1,643.9	9.0
	07/28/2020	Jonesboro	Perm-X UL 30-30 (89459-44)	1:3	45.0	40.0	1,289.6	7.9
					Total Perm-X UL 30-30 Applied: 16.9			
					Jonesboro Zone 10A Totals: 81.0 68.0 2,933.5 16.9			

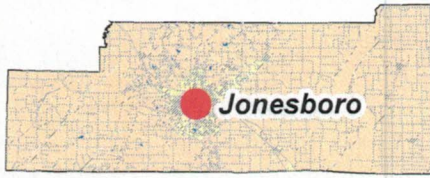
Jonesboro Zone 10B Applications

July 2020	07/01/2020	Jonesboro	Perm-X UL 30-30 (89459-44)	1:4	43.6	43.2	1,571.8	12.3
	07/07/2020	Jonesboro	Perm-X UL 30-30 (89459-44)	1:4	35.8	19.5	710.5	8.5
	07/23/2020	Jonesboro	Perm-X UL 30-30 (89459-44)	1:3	32.1	17.1	621.8	7.9
	07/28/2020	Jonesboro	Perm-X UL 30-30 (89459-44)	1:3	54.9	38.8	1,411.5	21.2
					Total Perm-X UL 30-30 Applied: 49.8			
					Jonesboro Zone 10B Totals: 166.4 118.7 4,315.6 49.8			

Jonesboro Zone 11 Applications

Month	Date	Municipality	Chemical	Mix Ratio	Trip Miles	Spray Miles	Spray Acres	Gallons Sprayed
July 2020	07/03/2020	Jonesboro	Perm-X UL 30-30 (89459-44)	1:4	48.0	38.0	1,726.8	246.3
	07/15/2020	Jonesboro	Perm-X UL 30-30 (89459-44)	1:4	75.0	70.0	1,393.6	9.0
	07/21/2020	Jonesboro	Perm-X UL 30-30 (89459-44)	1:3	55.1	41.6	1,511.1	11.7
Total Perm-X UL 30-30 Applied: 267.0								
Jonesboro Zone 11 Totals:					178.1	149.6	4,631.5	267.0
Grand Totals:					2,957.7	2,775.5	87,290.9	891.8

Craighead County

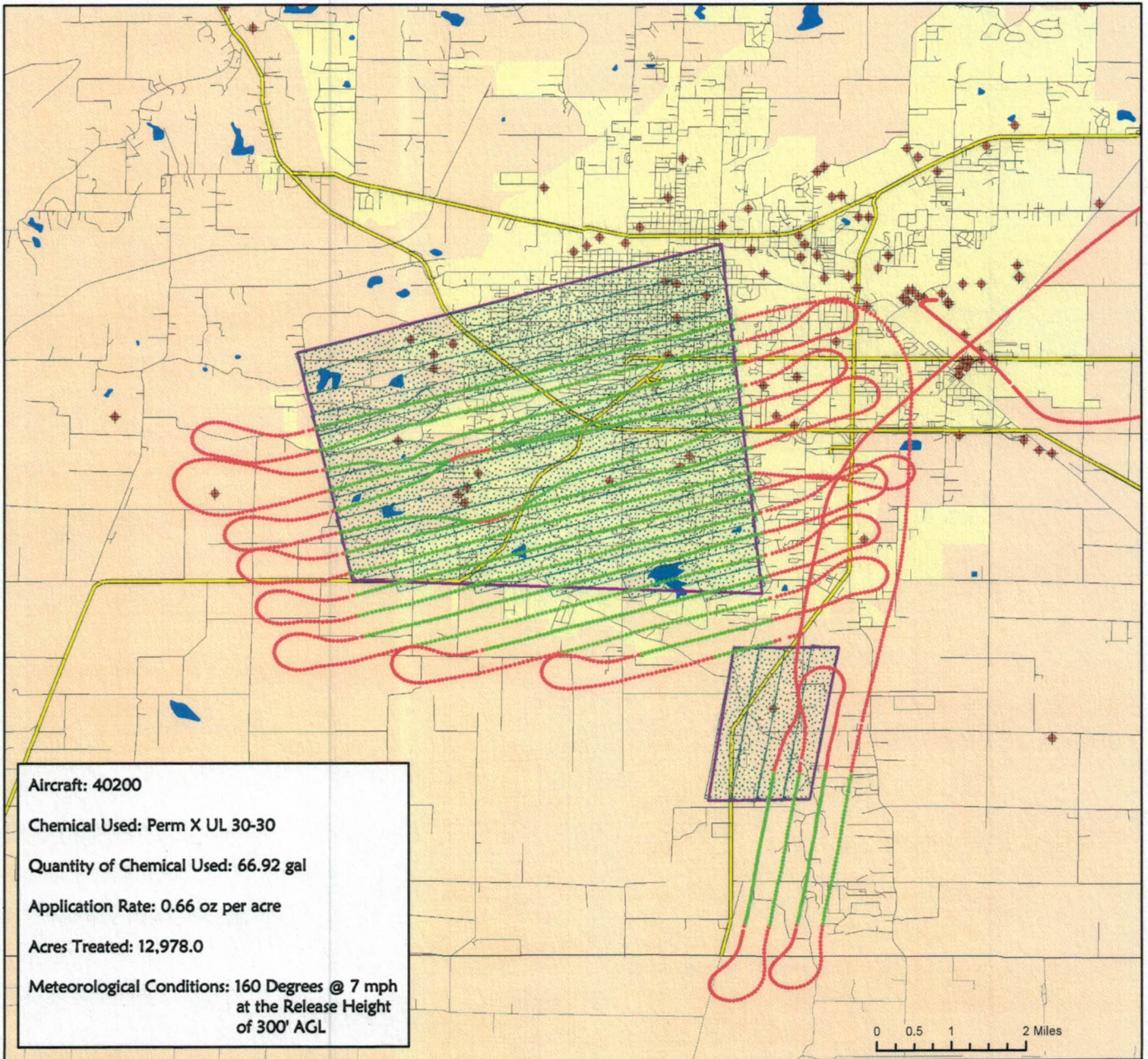


Jonesboro, Arkansas

Aerial Adulticide Application Date:
July 21, 2020

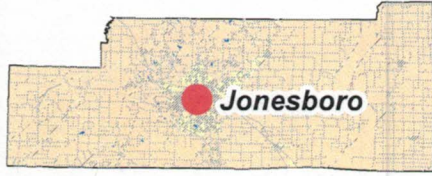


- Flight Line
- Spray Off
- Spray On
- Towers
- Spray Deposition
- Treatment Areas



Aircraft: 40200
Chemical Used: Perm X UL 30-30
Quantity of Chemical Used: 66.92 gal
Application Rate: 0.66 oz per acre
Acres Treated: 12,978.0
Meteorological Conditions: 160 Degrees @ 7 mph
at the Release Height
of 300' AGL

Craighead County

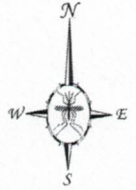


Jonesboro, Arkansas

Aerial Adulticide Application Date:
July 27, 2020



- Flight Line
- Spray Off
- Spray On
- Towers
- Spray Deposition
- Treatment Areas



Aircraft: 40200
Chemical Used: Perm X UL 30-30
Quantity of Chemical Used: 68.33 gal
Application Rate: 0.66 oz per acre
Acres Treated: 13,252.0
Meteorological Conditions: 210 Degrees @ 6 mph
at the Release Height
of 300' AGL

